



South Burnett Regional Council

Minutes

Of The

General Council Meeting

Held in the Warren Truss Chamber, 45 Glendon Street Kingaroy

On Wednesday 18 November 2015

Chief Executive Officer: Gary Wall

Our Vision

"Individual communities building a strong and vibrant region."

Our Values

A	Accountability:	<i>We accept responsibility for our actions and decisions in managing the regions resources.</i>
C	Community:	<i>Building partnerships and delivering quality customer service.</i>
H	Harmony:	<i>Our people working cooperatively to achieve common goals in a supportive and safe environment.</i>
I	Innovation:	<i>Encouraging an innovative and resourceful workplace.</i>
E	Ethical Behaviour:	<i>We behave fairly with open, honest and accountable behaviour and consistent decision-making.</i>
V	Vision:	<i>This is the driving force behind our actions and responsibilities.</i>
E	Excellence:	<i>Striving to deliver excellent environmental, social and economic outcomes.</i>

SOUTH BURNETT REGIONAL COUNCIL MINUTES

Wednesday, 18 November 2015

ORDER OF BUSINESS:

1.	LEAVE OF ABSENCE	1
2.	PRAYERS	1
3.	CONFIRMATION OF MINUTES OF PREVIOUS MEETING	1
3.1	South Burnett Regional Council Minutes	1
4.	PORTFOLIO - ECONOMIC DEVELOPMENT, GOVERNANCE AND COMMUNICATION.....	2
4.1	Economic Development, Governance and Communication Portfolio Report.....	2
4.2	GOVERNANCE.....	2
4.2.1	G - 1531460 - Annual Report 2014/15.....	2
5.	PORTFOLIO - ROADS & DRAINAGE.....	139
5.1	Roads & Drainage Portfolio Report	139
6.	PORTFOLIO - ARTS, COMMUNITIES, HEALTH AND WASTE SERVICES	142
6.1	Arts, Communities, Health and Waste Services Portfolio Report.....	142
6.2	ARTS AND COMMUNITIES.....	145
6.2.1	C - 1533292 - Minutes of the Mayor's Community Benefit Fund Management Advisory Committee Meeting held on Tuesday 10 November 2015.....	145
6.2.2	C - 1518945 - Minutes of the Arts, Culture & Heritage Committee.....	153
6.2.3	C - 1522239 - Urging Councils to favourably consider the provision and promotion of access to the website to provide factual details about the upcoming referendum on constitutional recognition of Australia's first people.....	154
7.	PORTFOLIO - PROPERTY AND HUMAN RESOURCES.....	154
7.1	Property and Human Resources Portfolio Report.....	154
8.	PORTFOLIO - WATER, WASTEWATER AND SPORT DEVELOPMENT.....	155
8.1	Water, Wastewater & Sport Development Portfolio Report.....	155
8.2	Allocation of Water from Gordonbrook Dam	156
9.	PORTFOLIO - NATURAL RESOURCE MANAGEMENT, PARKS AND INDIGENOUS AFFAIRS	157
9.1	Natural Resource Management, Parks and Indigenous Affairs Portfolio Report	157
10.	PORTFOLIO - FINANCE, PLANNING AND ICT.....	159
10.1	Finance, Planning and ICT Portfolio Report	159
10.2	FINANCE (F)	160
10.2.1	F - 1532575 - Monthly Financial Statements	160
10.2.2	F - 1533297 - Capex Review First Quarter 2015	164
10.2.3	F - 1531121 - Wondai Show Society Showgrounds Management Committee - Requesting Council charge a lower rate per KL for water usage at 2-12 Kent Street, Wondai.....	176
10.3	PLANNING (P&LM)	176
10.3.1	P&LM - 1503842 - Forwarding Reconfiguration of a Lot (Boundary realignment) Postles Road and 51 Recreation Drive, Memerambi - Lot 99 SP154836 and Lot 1 FTZ37357 Applicant: Alkaloids of Australia Pty Ltd C/- O'Reilly Nunn Favier ROLI2015/0001	176

10.3.2	P&LM - 1505146 - Forwarding Material Change of Use (Multiple dwelling units) application - 39 Prince Street Kingaroy - Lot 1 SP215311 Applicant: P O'Shea C/- Reilly Nunn Favier MCU2015/0020	178
10.3.3	P&LM - 1451678 - Forwarding Material Change of Use (Accommodation building - motel) 80 Youngman Street, Kingaroy - Lot 3 RP149465 Applicant: Room Motel No. 1 Pty Ltd.....	182
11.	INFORMATION SECTION (IS)	187
11.1	IS - 1530879 - Reports for the Information of Council	187
12.	GENERAL SECTION.....	187
13.	CONFIDENTIAL SECTION	187

Minutes of the meeting of the South Burnett Regional Council, held in the Warren Truss Chamber, 45 Glendon Street Kingaroy on 18 November 2015 at 9.01am

PRESENT:

Councillors:

Cr DW Kratzmann (Mayor), Cr KM Campbell, Cr KA Duff, Cr BL Green, Cr DJ Palmer,
Cr DP Tessmann, Cr RLA Heit

Council Officers:

Gary Wall (Chief Executive Officer), Lester Schumacher (General Manager Finance), Stan Taylor (General Manager Corporate Services), Peter O'May (General Manager Corporate Services)
Russell Hood (General Manager Infrastructure)

1. Leave Of Absence

Nil.

2. Prayers

A representative of the Kingaroy District Ministers Association, Pastor Geoff Folker, from the Kingaroy Baptist Church offered prayers for Council and for the conduct of the Council meeting.

3. Confirmation of Minutes of Previous Meeting

3.1 South Burnett Regional Council Minutes

Officer's Recommendation

That the minutes of the previous meeting held on Wednesday 28 October 2015 as recorded be confirmed.

Resolution:

Moved Cr KA Duff, seconded Cr DP Tessmann.

That the minutes of the previous meeting held on Wednesday 28 October 2015 as recorded be confirmed.

*Carried 7/0
FOR VOTE - Councillors voted unanimously*

CONSIDERATION OF BUSINESS SECTIONS INCLUDING BUSINESS ARISING OUT OF MINUTES OF PREVIOUS MEETINGS

See Business Function Headings

4. Portfolio - Economic Development, Governance and Communication

4.1 Economic Development, Governance and Communication Portfolio Report

No Report

4.2 Governance

Officer's Report

4.2.1 G - 1531460 - Annual Report 2014/15

Summary

Pursuant to section 182 of the *Local Government Regulation 2012*, Council is required to prepare an Annual Report which contains an assessment of Council's performance in implementing its Corporate and Operational Plans, audited financial statements, and other statutory information as required by legislation.

Officer's Recommendation

That Council adopt the 2014/15 Annual Report as follows:-

2014-15

Annual Report



South Burnett Regional Council



Contents

Welcome	3
Fast Facts	4
Region	5
Mayor's and Chief Executive Officer's Report	6
Community Financial Report	8
Awards and Achievements	12
Our Council	14
Our Elected Representatives	20
Councillor Appointments to Committees	24
Our Organisation	26
Our Organisational Structure	27
Leadership Team	28
Working Together	18
Supporting Our People	30
Our People at a Glance	31
Workplace Health and Safety	32
Audit Committee and Internal Audit	34
Our Performance	36
Enhancing Our Communities	38
Growth and Opportunity	52
Our Environment	58
Organisational Excellence	64
Infrastructure	70
Statutory Requirements	75
Financial Statements	90
Feedback Form	125

How to read this report

This report is divided into three (3) sections: an overview of Council and the organisation, the main body featuring performance reporting, and statutory information including the financial statements. The main body of the report is divided into the five strategic priority areas: Enhancing our Communities, Growth and Opportunity, Our Environment, Organisational Excellence and Service Delivery and Infrastructure. Each strategic priority includes information on achievements, challenges, interesting facts and statistics, as well as performance against the Corporate Plan 2014/18.

...reporting our performance to the community

Progress

Council's progress against each strategic priority is illustrated by the following symbols:

- ✓ Achieved Target
- Progressing
- ⊕ Commenced
- ✕ Postponed

Striving for excellence in reporting

Council was presented with a Silver Award at the Australasian Reporting Awards (ARA) in June 2014 for its Annual Report 2012/13. This Award acknowledged Council's commitment to providing transparent and accountable reporting to the community.

The Awards provide an opportunity for Council to benchmark the report against ARA criteria for Local government reporting based on world's best practice. They are open to all organisations that produce an Annual Report. The general awards, under which Council received their Silver award, clearly recognise the standard of report.

Council embraces the fundamentals of good reporting and remains committed to excellence in reporting to our community.

Target audience

Council's annual report is produced to inform the community of progress in achieving the outcomes documented in our Corporate and Operational Plans.

The community includes residents, ratepayers, community organisations, businesses, employees and potential employees, investors, potential funding bodies, sponsors, Industry organisations and government departments; Local, State and Federal. Along with this, there is a requirement in the Local government Act for all Councils to present an Annual Report to the Minister each year.

Feedback

Your feedback is valuable to us. Should you wish to comment on the content, structure and readability of this annual report please complete the feedback form at the end of this document or contact Council's Governance Section on (07) 4189 9100.

How to obtain a copy of the report

Hard copies of the Annual Report are available for viewing at Council's Customer Service Centre and local libraries. An electronic copy is available on Council's website. To purchase a hard copy please contact (07) 4189 9100.

14 - 15

Welcome


This Annual Report is for the period 1 July 2014 to 30 June 2015.

Council's Corporate Plan 2014/18 is the guiding Council document. The Corporate Plan describes the strategic priorities and desired outcomes, and the Annual Report documents what was achieved. As an organisation Council is required by legislation to prepare and adopt an Annual Report but more importantly it is the major accountability tool in Council's Corporate Governance Framework which provides financial and non financial information on the efficiency and effectiveness of operations.

The Annual Report outlines Council's vision, values and strategic priorities, details performance and achievements, challenges faced and the future initiatives planned to meet these challenges.

The Annual Report 2014/15 meets Council's commitment to transparent reporting by exceeding legislative requirements and producing a report that truly captures all aspects of Council's business.

South Burnett Regional Council hopes you enjoy reading this report.



Fast Facts

Population*:

32,941
people



5 Visitor Information Centres



3 Aerodromes

1.4%
Population Growth Rate South Burnett*

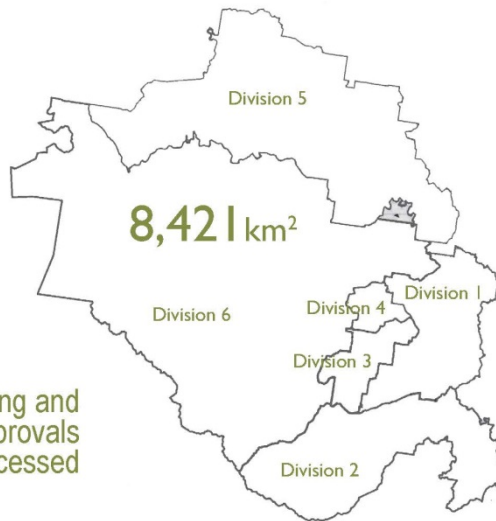
2.1%
Population Growth Rate Queensland*



7 Bus Routes Linking the South Burnett Region



Over 17,500 Rateable Properties



41 Citizenship Ceremonies



428 Building and Planning Approvals Processed



6 Depots and 3 Workshops



12 Right to Information Applications Received
2 Information Privacy Applications Received



\$11.5 Million on Roads



15,460 Phone Calls Answered from Council's Main Number



6,581 Customer Services Requests Received



3,225 Drums Recycled

*Estimate as at 30 June 2014 (QGS0)



Our Region...

The South Burnett Region consists of a rich, diverse blend of prime agricultural land producing a range of high quality agricultural products for both domestic and international markets. Products including peanuts, navy beans, maize, wheat, grain and sorghum are cropped in the region. It also boasts a “State of the Art” pig processing facility and is home to a significant wine manufacturing region producing premium estate-grown and alternate varieties of table wines.


With the majestic Bunya Mountains as its backdrop, the South Burnett provides a perfect blend of vibrant town and country living set amongst rich agricultural farmland and rolling hills. The Bunya Mountains, protected within the Bunya Mountains National Park, which contains the largest natural bunya pine forest in the world, are a popular natural attraction in the south of the region.

An easy 2-hour drive north-west of Brisbane and directly west of the Sunshine Coast. The South Burnett covers 8,421 km²; combining quality living and working environments, a relaxed country lifestyle, strong community values and outstanding cultural and natural attractions which continue to support economic growth within the region.

Kingaroy is the regional hub of the South Burnett with services including a commercial airport, regular co-ordinated bus services to Brisbane, regional shopping facilities, government agencies and many of the industries generally expected in much larger centres. All townships within the region support a vigorous sporting, cultural and social lifestyle with facilities including a range of heritage museums, art galleries, craft outlets, shopping malls, indoor and outdoor sporting and fitness facilities, local theatre groups, annual festivals and music venues.

Wine production in our Region is a prime attraction, with Verdelho grown successfully due to the hot climate and rich soils. With around ten wineries, one of the largest wine growing regions in Queensland, grapes were first planted in the area in 1898. Industrial production began in 1993. Most of the wineries are located near Murgon with a few close to Kingaroy and to the south. Shiraz and Chardonnay are the most prevalent varieties with production roughly halved between red and white wines.

One of the best known attractions in the area is the peanut-growing district centered around Kingaroy. 12 km from Murgon is the spectacular and scenic Bjelke-Petersen Dam. Another dam in the region also include the beautiful the tranquil Boondooma Dam. Tarong Power Station and the Tarong National Park are both in the south of the Burnett. Rock-wallabies can be seen on local cliffs, particularly around twilight hours. Garnet gem fields are locate just west of Proston.





Mayor and Chief Executive Officer's Report

Welcome to our 2014/15 annual report. The last 12 months has been a period of change with a new State Government elected in February 2015 and within our Council, the resignation of the Chief Executive Officer, Ken McLoughlin in November. The change of government created some uncertainty following the election, particularly in relation to funding commitments for some major infrastructure projects, but also changes to Industrial Relations Legislation impacted on our enterprise bargaining negotiations and new Planning legislation has the potential to impact on our new Planning Scheme.

We have been fortunate that the new government has honoured the commitments made prior to the election which will see a \$10 million subsidy towards the new Kingaroy Waste Water Treatment Plant, \$2 million (shared with Gympie Regional Council) towards the Kingaroy to Kilkivan Rail Trail, \$1.5 million towards the upgrade of Kingaroy Barkers Creek Road and Clark Swendson Road Intersection and \$415,000 towards upgrade of Murgon Swimming Pool. These projects would not be possible without this funding and we would like to express Council's appreciation to the State Government for this financial assistance.

During the year Queensland Treasury Corporation (QTC) conducted a credit and sustainability review of Council's finances. QTC commended Council on its financial management and as a result Council received a moderate rating with a neutral outlook. As stated in their report "Council has taken appropriate steps in recent years to implement revenue strategies to manage increased infrastructure requirements and declining grant revenue." It is pleasing to note that Council continues to remain within the recommended levels of financial sustainability ratios determined by the Department of Infrastructure, Local government and Planning.

Changes have been made to the organisation in order to improve service delivery, with an emphasis on our structure being more aligned to delivering good outcomes for all the communities across our region. Improvements to our technology systems with implementation of our new business system have greatly assisted this process with a fully intergraded system allowing for improved data collection, reporting capabilities and business analysis. We look forward to the inclusion of asset management systems during 2015/16 to more strategically align our asset renewal and replacement program.

Once again this year Council undertook an extensive Capital Works Program of around \$27 million. Of this amount 40% or \$10m was spent on upgrading and rehabilitating the regions road network, with a further \$10.9m on upgrading and rehabilitating our water and waste water networks. The balance was shared across our building assets and plant, fleet and IT replacement programs.

14-15

Implementation of our Waste Management Strategy continued during 2014/15 with the majority of rural landfill sites converted to transfer stations. The balance are expected to be completed early in 2015/2016. Significant work in collaboration with Bundaberg, Fraser Coast, Gympie and North Burnett Regional Councils has also been undertaken on a regional waste management strategy which should be finalised towards end of 2015.

The draft of our new planning scheme which combines the four former shire schemes into one has finally been completed and lodged with the State Government for their interest checks and comment. It is anticipated that the draft will be available for public comment in early 2016 before it is finalised later in the year.

Finally, we wish to thank the Councillors, Executive Management Team and staff for their dedication, commitment and cooperation in working to deliver such positive outcomes for our region.



Wayne Kratzmann
Mayor



Gary Wall
Chief Executive Officer





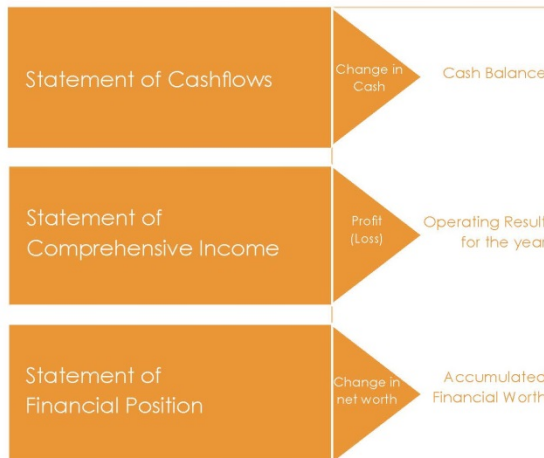
Community Financial Report

The Community Financial Report is an overview of the key elements of Council's financial performance. The aim of the report is to assist readers in evaluating Council's financial position without the need to interpret the financial statements contained in the Annual Financial Statements on page 91.

The next few pages provide a simple explanation on what the financial reports actually mean and what the major financial implications are for Council.

The three main reports are:

- Statement of Cashflows
- Statement of Comprehensive Income
- Statement of Financial Position



Statement of Cash Flow

(Refer to page 95 of full financial statements)

The Statement of Cash Flow is just like your bank statement. If you did a summary of your personal bank statements for 12 months it would be called a cashflow statement.

This statement only reports on cash and shows:

- how much money we started the year with,
- where the incoming money came from,
- where the money was spent, and
- how much money we have left at the end of the year.

As can be seen by the summary below, Council started the year with \$51,390,970 in the bank and ended the year with \$46,381,594. This means that for the entire year we spent \$5,009,376 more in cash than we received. This was mainly due to loan monies drawn down by Council at the end of the 2014 financial year being utilised for the capital projects they were intended for.

Cashflows for the period are separated into operating, investing and financing activities.

Operating activities include all other areas such as rates, user charges, interest, grants, employee costs, materials and services, interest and administration.

Investing activities include money Council receives and spends when we buy or sell property, plant and equipment.

Financing activities are cash received if Council takes out new loans or cash paid as repayments against loans.

Snapshot

	2015	2014	2013	2012
Opening Cash Balance	51,390,970	34,697,138	46,222,303	49,436,270
Net Cashflow from Operating Activities	17,246,443	12,616,218	(4,358,781)	7,712,368
Net Cashflow from Investing Activities	(30,323,106)	(19,772,044)	(10,647,125)	(10,262,605)
Net Cashflow from Financing Activities	8,067,287	23,849,658	3,480,741	(663,730)
Closing Cash Balance	46,381,594	51,390,970	34,697,138	46,222,303

Statement of Comprehensive Income

(Refer to page 92 of full financial statements)

Did we make a profit or loss?

Whilst a cashflow statement shows how much money goes in and out of your bank account, what if you had a bill for painting your house and you had just not got around to paying it by the end of the year?

The Income Statement takes into account things like the painting bill that really relates to this year, but you won't actually pay it until next year. It shows both cash transactions and non-cash transactions such as depreciation. These figures are based on accrual accounting principles. For example, all rates issued are included as income even though some ratepayers have not paid. The amount not paid would show in the Balance Sheet as an amount owed to Council.

Net Result

The Net Result for the financial year ending 30 June 2015 was \$12,739,174 and \$14,568,051 for the financial year ending 30 June 2014.

Table of Significant Differences

	2015	2014	2013	2012
Comprehensive Income Statement				
Net Result	12,739,174	14,568,051	(24,330,405)	629,843
Capital Revenue	3,340,387	15,387,069	2,165,464	6,050,315

Sources of Income

(Where the money came from)

Rates and Utility charges are Council's main source of income. Other sources such as recoverable works, government grants and subsidies and fees and charges are important sources that assist in funding the future growth of our region.

Snapshot

	2015	2014	2013	2012
Revenue (R)	70,928,931	97,036,118	79,838,704	58,273,083
Expenses (E)	(58,189,757)	(82,468,067)	(104,169,109)	(57,643,239)
Operating Result - Profit/(Loss) (R-E)	12,739,174	14,568,051	(24,330,405)	(629,844)

Operating Expenses

(Where the money was spent)

Council provides a wide range of services to the community. This work is done by Council staff and in some circumstances contractors. Wherever possible, local suppliers and contractors are utilised so the money flows back into our community. The three largest costs are employee costs, materials and services and depreciation. The level of expenditure is monitored through a rigorous budget process.

Assets - What our community owns

The major components of our assets include:

- Cash
- Receivables
- Property, plant and equipment
- Capital work in progress

Property, Plant and Equipment accounts for 93% of Council's assets. This is a significant investment for the community and requires astute management to ensure the level of service provided by these assets are maintained. As at 30 June 2015, Council held total assets worth \$921,173,299. *(For breakdown refer to note 10 of the financial statements).*

Liabilities - What our community owes

The major components of our liabilities include:

- Payables
- Employee benefits
- Borrowings
- Provisions

This year Council increased overall borrowings by \$8.07 million.


Statement of Financial Position
 (Refer to page 93 of full financial statements)

The previous two statements showed the activity that has happened for a twelve (12) month period.

The Statement of Financial Position shows what Council's net accumulated financial worth is at the end of each financial year. The Statement of Financial Position is broken down into three areas –

- what Council owns (Assets),
- what Council owes (Liabilities) and
- what Council is worth in dollar terms (Equity).

Equity is worked out by taking the total of our liabilities away from our assets.



Snapshot

	2015	2014	2013	2012
Assets (A)	921,173,299	871,203,957	537,914,521	572,343,960
Liabilities (L)	(65,244,532)	(62,931,961)	(26,513,028)	(23,547,745)
Equity (A-L)	855,928,767	808,271,996	511,401,493	548,796,215

Current Ratio

(Current Assets divided by Current Liabilities)

The current ratio measures Council's ability to meet its short-term commitments. A good ratio is considered to be around 1½:1.

Council's current ratio of 4.9:1 is up from last year. Council is in a sound position to pay all of its current bills when they fall due.

Council Borrowings

In June 2014, Council adopted a Debt Policy that detailed new borrowings planned for the current financial year and the next nine (9) financial years.

With the finalisation of the Asset Management Plans for all classes of assets Council has been better informed regarding the ongoing investment required in its asset base. As a result, the future borrowing program is based on improved asset planning.

Council is developing a detailed long term borrowing strategy to facilitate effective borrowings to achieve specific outcomes.



Our Awards and

South Burnett gets Queensland Heritage Commendation

A South Burnett project run by volunteers was recognised when it received a National Trust High Commendation Award at a prestigious ceremony in Brisbane on August 27, 2014.

The “Every Man Remembered – South Burnett Heroes” project received the award at the National Trust Of Australia (Queensland) 2014 Heritage Awards, held in partnership with the Queensland Heritage Council, QUT, and Treasury Casino.

Volunteers Robyn Peterson and Daun Clapperton, who worked tirelessly on the project, attended and received the award on the night with Nanango Visitor Information Centre Team Leader, Mary Green (pictured left), whilst paying tribute to the assistance given by other Information Centre volunteers.

Mayor Wayne Kratzmann said: “These ladies deserve this recognition. Their work has been of the highest quality and such a worthy project”.

The Awards recognise achievements in identifying, conserving and promoting our cultural history.

The Project ‘Every Man Remembered – South Burnett Heroes’, documents all the names, and related service history, that are recorded on monuments in the South Burnett and Cherbourg areas.

The data base is now available on the South Burnett Regional Council website.

A record number of outstanding nominations were received, with the South Burnett Regional Council being commended several times during the prestigious event.

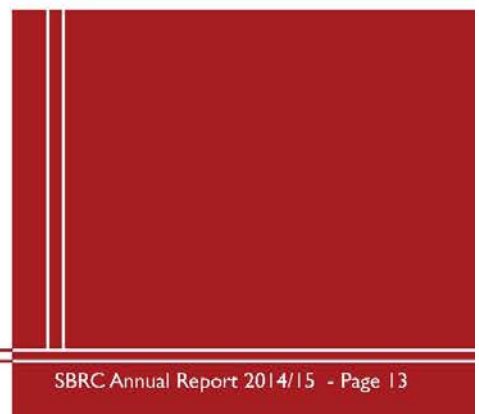

Achievements

Kingaroy Memorial Park Anzac Statue and Remembrance Garden

The Kingaroy Sub Branch of the RSL, in partnership with Council, undertook the commissioning and installation of an ANZAC Statue in honour of those of our community who have served in military conflicts. The statue was unveiled at the 11 o'clock ANZAC Service on 25 April, 2015.

The statue is life sized and is mounted on a shaped, solid sandstone block. The installation took many weeks with extensions to the paved area around the Memorial Rotunda to complement the statue, and provide perimeter extension to the existing pathway to maintain pedestrian access through the park.

In addition, a Memorial Remembrance rose garden was constructed. The garden holds the symbolic number of 11 roses to reflect the 11th minute of the 11th day of the 11th month. The back drop to the Remembrance Garden is a mural painted by local artist Willy Nelson. The mural depicts scenes of different service personnel from the Boar War, World War 1, World War 2, Korea, Malaya, Vietnam, Timor-Leste, Iran, Afghanistan and Iraq conflicts.





Our Council

Page 14 - SBRC Annual Report 2014/15

Our Council

Corporate Governance is the leadership and management of all aspects of our organisation to ensure we work together to achieve our vision of being a vibrant forward looking and innovative region, that respects its heritage, rural identity and community values, and is a vital part of the South Burnett region.



The Role of Council

Council operates under the *Local Government Act 2009* (the Act) and is elected to provide leadership and good governance to the South Burnett Region.

The Council has a duty to ensure the system of local government is accountable, effective, efficient, sustainable and consistent in accordance with the principles. The local government principles are:

- (a) transparent and effective processes, and decision-making in the public interest; and
- (b) sustainable development and management of assets and infrastructure, and delivery of effective services; and
- (c) democratic representation, social inclusion and meaningful community engagement; and
- (d) good governance of, and by, local government; and
- (e) ethical and legal behaviour of councillors and local government employees.

The Elected Council

Local government elections are held every four years. The Electoral Commission of Queensland is an independent and impartial body set up to run free and democratic elections in Queensland, including local government elections.



Role of the Mayor

The Mayor has the duties of a Councillor with the added responsibility of:

- (a) leading and managing meetings of the local government at which the Mayor is the chairperson, including managing the conduct of the participants at the meetings;
- (b) proposing the adoption of the local government's budget;
- (c) liaising with the Chief Executive Officer on behalf of the other Councillors;
- (d) leading, managing, and providing strategic direction to the Chief Executive Officer in order to achieve the high quality administration of the local government;
- (e) directing the Chief Executive Officer, in accordance with the local government's policies;
- (f) conducting a performance appraisal of the Chief Executive Officer, at least annually, in the way that is decided by the local government;
- (g) ensuring that the local government promptly provides the Minister with the information about the local government area, or the local government, that is requested by the Minister;
- (h) being a member of each standing committee of the local government; and
- (i) representing the local government at ceremonial or civic functions.

Role of Councillors

The South Burnett region covers an area of 8,421 km² and is divided into six (6) divisions, with one Councillor elected to represent each division. All voters throughout the region elect the Mayor. Our seven elected members represent the community to ensure the governance of the region. In summary, Councillors are responsible for:

- (a) ensuring the local government -
 - (i) discharges its responsibilities under the Act;
 - (ii) achieves its corporate plan;
- (iii) complies with all laws that apply to local governments;
- (b) providing high quality leadership to the local government and the community;
- (c) participating in Council meetings, policy development, and decision making for the benefit of the local government area;
- (d) being accountable to the community for the local government's performance; and
- (e) complying with the Queensland Contact with Lobbyists Code.

Each Councillor participates in the process of formulating, adopting and reviewing our Corporate and Operational Plans. Councillors have regular meetings to make decisions and to discuss local issues. Councillors focus on the policy directions of the local government, not the internal day-to-day administration. The role of Councillors is to make decisions which Council Officers can then implement on their behalf.

Councillors Statement of Interest Extracts

Pursuant to section 110 of the *Local Government Regulation 2012* Council has available an extract of each Councillors register of Interest at the Kingaroy Customer Service Centre and on our website www.southburnett.qld.gov.au.

The extract for each Councillor includes:

- gifts received;
- hospitality benefits received including sponsored hospitality benefits;
- memberships of organisations.

Remuneration for Elected Representatives

Remuneration levels for Councillors are set by an independent state government convened tribunal. Each year the tribunal undertakes a review of the remuneration levels and publishes a report with their recommendations. Remuneration details for 2014/15 reporting year are on page 22.

Councillors' Code of Conduct

Council has a strong commitment to open, accountable and ethical government. The Code of Conduct for Councillors sets out behaviours and responsibilities for Councillors as required under the *Local Government Act 2009*.


The key ethical principles of the code reflect the unique nature of Councillors' responsibilities within the context of local government. The ethics principles are:

- integrity of local government;
- primacy of the public interest;
- independence of action;
- appropriate use of information;
- transparency and scrutiny;
- appropriate use of entitlements.

The code sets out the statutory, ethical and behavioural obligations by which Councillors must abide. It outlines breaches and penalties under the *Local Government Act 2009*, and describes how to make a complaint about a breach of the code.

Councillor Portfolios

At the 2012 post election meeting of the newly elected Council, Council resolved to establish a portfolio system for Councillors. While Councillors have no decision making authority of their own, they are expected to have a higher level of knowledge of their portfolio. Councillors are responsible for chairing their respective portfolio briefings and are the official Council portfolio spokesperson. Councillors have been appointed as portfolio representatives to areas of personal interest and/or experience.





Role of the Chief Executive Officer and Employees

The Chief Executive Officer (CEO) provides leadership to the organisation and is responsible for ensuring Council's local laws, decisions and policies are implemented in line with the *Local Government Act 2009*, other relevant legislation and Council's Corporate and Operational Plans.

The CEO is also responsible for providing timely professional advice to Council and managing a professional relationship with the Mayor and Councillors.

All employees have the following responsibilities:

- implementing the policies and priorities of the local government in a way that promotes
 - the effective, efficient and economical management of public resources; and
 - excellence in service delivery; and
 - continual improvement;
- carrying out their duties in a way that ensures the local government
 - discharges its responsibilities under the Act; and
 - complies with all laws that apply to local governments; and
 - achieves its corporate and operational plans;
- providing sound and impartial advice to the local government;
- carrying out their duties impartially and with integrity;
- ensuring the employee's personal conduct does not reflect adversely on the reputation of the local government;
- improving all aspects of the employee's work performance;
- observing all laws relating to their employment;
- observing the ethics principles under section 4 of the *Public Sector Ethics Act 1994*;
- complying with a code of conduct under the *Public Sector Ethics Act 1994* (including the Queensland Contact with Lobbyists Code, for example).

The CEO has the following extra responsibilities:

- managing the local government in a way that promotes
 - the effective, efficient and economical management of public resources; and
 - excellence in service delivery; and
 - continual improvement;
 - managing the other local government employees through management practices that -
 - promote equal employment opportunities; and
 - are responsive to the local government's policies and priorities;
- establishing and implementing goals and practices in accordance with the policies and priorities of the local government;

- establishing and implementing practices about access and equity to ensure that members of the community have access to
 - local government programs; and
 - appropriate avenues for reviewing local government decisions;
- keeping a record, and giving the local government access to a record, of all directions that the Mayor gives to the CEO.

Strategic Planning

Council is required to adopt a Corporate Plan. This document establishes the guiding framework and identifies the goals, objectives and strategies to be pursued by Council to meet the needs and aspirations of the community. The 2014/18 Corporate Plan, is in consultation phase, and will be available to download via Council's website once finalised.

To effectively achieve the vision and strategic direction of Council's Corporate Plan, an operational plan is prepared. Developed at the beginning of each financial year, the Operational Plan focuses on strategies for achieving our vision over the next twelve months. The annual budget is integrated with the Operational Plan detailing planned strategies, goals, activities and priorities for that year.

This corporate framework ensures there is a clear link between community needs and expectations, corporate strategies, direction, priorities, policy, projects and day to day operations.

Performance Monitoring and Reporting

Performance monitoring and reporting are ongoing processes throughout the financial year.

Internal - An internal framework has been established for internal reporting and accountability. Reports are provided to Council on a monthly and quarterly basis to ensure cost efficient and effective services are being provided to the community. These reports include progress reports on the implementation of Council's Corporate and Operational plans and financial reporting of budget performance.

External - The primary tool for external accountability is the annual report. This document is prepared annually to show the community and interested stakeholders how successful Council has been in achieving the strategic goals and objectives outlined in the corporate plan. The report contains detailed financial and non-financial information about Council's activities and performance.



Our Elected Representatives

South Burnett Regional Council's local government area is divided into six (6) divisions with one (1) Councillor elected to represent each division.

By working together the Mayor and Councillors of the South Burnett Regional Council aim to provide the community with good governance by making informed decisions on all aspects of community, environment and economic wellbeing through effective strategic planning.

Council's elected members with executive management, staff, volunteers and the community to achieve the highest standards of democratic and corporate governance, by providing community leadership.

Listed on the following pages is a summary of our councillors' history in local government, and which portfolio they represent.



Mayor Wayne Kratzmann

First Elected 2012

Mayor Kratzmann brings a wealth of local government experience to Council having worked as Deputy Chief Executive Officer for 29 years at the former Wondai Shire Council, from 1979 to 2003, then from 2004 to 2008 as Deputy Mayor of the Wondai Shire Council.

Mayor Kratzmann is the Portfolio representative for Governance, Economic Development and Communication.



Cr Barry Green

First Elected 2008

Cr Green represents Division 1 which includes the townships of Corndale, Booie, Wattlecamp, Johnstown, Wyalla, Sandy Ridges, Runnymede, Bullcamp, Glen Devon, Hogleigh, Barker Creek Flat, Kunioon, Nanango and East Nanango.

Cr Green was a Councillor for eight (8) years with Nanango Shire Council during the 1980's, a period of growth following the construction of Tarong Mine.

Cr Green was elected in 2008 as the Division 1 Councillor for South Burnett Regional Council and successfully again contested the 2012 elections.

Cr Green is keen to develop and promote tourism in the region, which he sees as having enormous potential.

Cr Green is the Portfolio representative for Water and Wastewater and Sport Development.



Cr Debra Palmer

First Elected 2008

Cr Palmer represents Division 2 which includes the townships of Ellesmere, Wengenville, Bunya Mountains, Brooklands, Tarong, Maidenwell, Pimpimbudgee, Neumgna, South Nanango, South East Nanango, Teelah, Taromeo, Nukku, Blackbutt and Benarkin.

Determined to make a difference to the community, and representing Division 2, Cr Palmer was elected for the first time at the 2008 elections and re-elected unopposed at the 2012 elections.

Cr Palmer is enjoying the challenge of working through community issues with residents and being part of the South Burnett Regional Council.

Cr Palmer is the Portfolio representative for Property and Human Resources.



Cr Damien Tessmann

First Elected 2008

Cr Tessmann represents Division 3 which includes the townships of Boogie, Kingaroy, Taabinga, Coolabunia, Inverlaw and Goodger.

Cr Tessmann describes himself as a “true South Burnett local”, having spent his entire life in Kingaroy where he is the fifth (5) generation of Tessmanns to live on the family property “Hillside” located at Coolabunia; something he is extremely proud of. After completing his schooling, Cr Tessmann started work at Swickers whilst completing study at USQ. Cr Tessmann then returned to working on the family’s dairy farm before being elected to the South Burnett Regional Council in 2008, aged 21.

Cr Tessmann is the Portfolio representative for Roads and Drainage.



Cr Keith Campbell

First Elected 2008 - Deputy Mayor

Cr Campell represents Division 4 which includes the townships of Memerambi and Kingaroy.

Cr Campbell has 15 years experience as a Councillor - nine (9) years with the former Kingaroy Shire Council and 7 years in the South Burnett Regional Council. Cr Campbell was elected (unopposed) to represent Division 4 in the South Burnett Regional Council in 2008 and has again successfully contested the 2012 elections. Cr Campbell was appointed as Deputy Mayor following the 2008 election and again after the 2012 election.

Cr Campbell’s goal is to foster growth and development, building the South Burnett’s reputation as an enjoyable liveable region catering for the needs of all residents.

Cr Campbell is the Portfolio representative for Finance, Planning and ICT.



Cr Kathy Duff

First Elected 2008

Cr Duff represents Division 5 which includes the townships of Boondooma, Wigton, Speedwell, Okeden, Stalworth, Abbeywood, Stonelands, Windera, Glenrock, Wooroonden, Hivesville, Proston, Marshlands, Kawi Kawi, Keysland, Mondure, Silverleaf, Byee, Chelmsford, Leafdale, Greenview, Wondai, Ficks Crossing, Barlil, Merlwood, Sunny Nook, Crownthorpe, Kitoba, Cobbs Hill, Tablelands, Oakdale, Murgon, Manyung, Moondoener, Redgate and Moffatdale.

Cr Duff sees an opportunity to promote tourism, attract new industry and business, coordinate regional events and lobby for funding with a united voice. Cr Duff is keen to ensure that rural communities and outlying areas are represented and supported.

Cr Duff is the Portfolio representative for NRM, Parks and Environment, Indigenous Affairs.



Cr Ros Heit

First Elected 2013

Cr Heit represents Division 6 which includes the townships of Boondooma, Durong, Brigooda, Chahpingah, Ironpot, Boyneside, Alice Creek, Kumbia, Mannuem, Haly Creek, Benair, Wattle Grove, Inverlaw, Kingaroy, Crawford, Memerambi, Dangore, Gordonbrook, Wooroolin, Corndale, Charlestown, Tingoorra, Wilkesdale, Ballogie, Melrose, MP Creek, Mt McEuen, Keysland, Fairdale, Greenview and Wondai.

Cr Heit is well qualified and brings a wealth of farming, community and business management experience to Council and is keen to use these skills for the benefit of Council and the South Burnett community.

Cr Heit is the Portfolio representative for Arts, Communities, Health and Waste Services.

Councillor Remuneration

Remuneration levels for Councillors are set by an independent state government convened tribunal. Each year the Councillor Remuneration and Discipline Tribunal undertakes a review of the remuneration levels and publishes a report with their recommendations.

Previous arrangements requiring Councils to formally adopt the remuneration schedule no longer apply. Section 247 of the Regulation requires Councils to pay each member as per the schedule unless, by resolution within 90 days of the gazetted of the schedule, they decide to adopt a lesser amount.

In accordance with Section 247 of the *Local Government Regulation 2012* Council pays the following remuneration rates and amalgamation loading based on the Councillor Remuneration and Discipline Tribunal 2014 Report:

Mayor - 80% of the rate payable to a member of the Queensland Legislative Assembly being \$117,523.00 plus the amalgamation loading set by the Tribunal.

Deputy Mayor - 50% of the rate payable to a member of the Queensland Legislative Assembly being \$73,452.00 plus the amalgamation loading set by the Tribunal.

Councillor - 42.5% of the rate payable to a member of the Queensland Legislative Assembly being \$62,434.00 plus the amalgamation loading set by the Tribunal.

Pursuant to Section 186(a) of the *Local Government Regulation 2012*, the Councillor remuneration and superannuation contributions for 2014/15 are outlined below:

	Cr Kratzmann Mayor	Cr Green Councillor	Cr Palmer Councillor	Cr Tessmann Councillor	Cr Campbell Deputy Mayor	Cr Duff Councillor	Cr Ros Heit Councillor
Salary	\$121,829*	\$64,722*	\$64,722*	\$64,722*	\$76,143*	\$64,722*	\$64,722*
Superannuation Contributions	\$14,622*	\$7,768*	\$7,768*	\$7,768*	\$9,139*	\$7,768*	\$7,768*

* variation to the "set" figure is because of the 27 pay periods in the 2014/15 financial year.

Councillor Expenses

Council is required under Section 186(b) of the *Local Government Regulation 2012* to adopt a Councillor Expenses Reimbursement Policy to provide for the payment of reasonable expenses incurred by Councillors for discharging their duties and responsibilities as Councillors and the provision of facilities to the Councillors for this purpose. A review of the Reimbursement of Expenses and the Provision of Facilities for Councillors Policy was undertaken in August 2014 and adopted by Council at the general meeting on 27 August 2014.

Pursuant to Section 186(b) of the *Local Government Regulation 2012*, Councillors were provided with electronic equipment and facilities to enable them to perform their duties.

The Councillor expenses incurred during the year are outlined in the following table:

	Cr Kratzmann Mayor	Cr Green Councillor	Cr Palmer Councillor	Cr Tessmann Councillor	Cr Campbell Deputy Mayor	Cr Duff Councillor	Cr Ros Heit Councillor
Telephone	\$ 3,154.70	\$ 840.90	\$ 562.09	\$ 746.64	\$ 790.20	\$ 2,027.84	\$ 1,251.03
Vehicle	\$ 11,165.51	\$ 3,433.06	\$ 3,715.42	\$ 3,273.02	\$ 2,634.00	\$ 5,336.91	\$ 4,908.14
Hospitality	\$ 1,255.72	-	\$ 61.32	\$ 322.28	-	\$ 350.00	-
Discretionary Training	\$ 8,384.13	-	-	\$ 781.82	\$ 4,904.81	-	\$ 4,895.00
Accommodation, Meals and Incidentals	\$ 12,925.74	\$ 95.58	\$95.58	\$ 1,897.56	\$ 2,359.29	\$ 941.30	\$ 1,916.29

Councillor Meeting Attendance

Pursuant to Section 186(c) of the *Local Government Regulation 2012*, a total of 14 Ordinary Council Meetings and three (3) Special Meetings were held during the period July 2014 to June 2015. Meeting attendance by Councillors for the reporting period is as follows:

	Cr Kratzmann Mayor	Cr Green Councillor	Cr Palmer Councillor	Cr Tessmann Councillor	Cr Campbell Deputy Mayor	Cr Duff Councillor	Cr Ros Heit Councillor
Council Meetings Attended	14	14	14	13	14	14	14
Special Meetings Attended	3	3	3	3	3	3	3
Total Meetings Attended	17	17	17	16	17	17	17

*The Mayor and Councillors attended many other meetings, including public meetings, meetings with residents and portfolio briefings.

Code of Conduct for Councillors

Pursuant to Section 186(f) of the *Local Government Regulation 2012*, the following complaints relating to Councillors were reported in the 2014/15 reporting period:

Complaint Details	
Total number of orders and recommendations made under section 180(2) or (4) of the Act	Nil
Total number of complaints about the conduct or performance of Councillors for which no further action was taken under section 176C(2) of the Act	1
Total number of complaints to the department's Chief Executive under section 176C(3)(a)(i) of the Act	1
Total number of complaints referred to the Mayor under section 176C(3)(a)(ii) or (b)(i) of the Act	Nil
Total number of complaints referred to the department's Chief Executive under section 176C(4)(a) of the Act	2
Total number of complaints assessed by the Chief Executive officer as being official misconduct	1
Total number of complaints heard by a regional conduct review panel	Nil
Total number of complaints heard by the Tribunal	Nil
Total number of complaints to which section 176C(6) of the Act applied	Nil

Councillor Discretionary Funds

Pursuant to Section 189 of the *Local Government Regulation 2012*, Council must report on expenditure from Councillor discretionary funds. Councillors were allocated the following discretionary funds for the 2014/15 financial year:

Councillor	Division	Funds
Cr Kratzmann - Mayor		\$ 4,285
Cr Green - Councillor	Division 1	\$ 1,715
Cr Palmer - Councillor	Division 2	\$ 1,715
Cr Tessmann - Councillor	Division 3	\$ 1,715
Cr Campbell - Deputy Mayor	Division 4	\$ 2,140
Cr Duff - Councillor	Division 5	\$ 1,715
Cr Heit - Councillor	Division 6	\$ 1,715

Full details on expenditure of each Councillors discretionary fund is available on page 88-89.

Councillor Appointments to Committees



Council Committees

Council Committees	Membership	Councillor
Healthy Communities Management Advisory Committee	1 Councillor	Cr Ros Heit (Chairperson)
Local Disaster Management Committee	2 Councillors (as detailed in Local Disaster Management Plan)	Mayor Wayne Kratzmann (Chairman) Cr Keith Campbell
Boondooma Homestead Management Advisory Committee	2 Councillors	Cr Kathy Duff (Chairperson) Cr Ros Heit
Audit Committee	2 Councillors, with one being appointed Chairman (as per Audit Committee Terms of Reference)	Mayor Wayne Kratzmann (Chairman) Cr Keith Campbell
Traffic Advisory Committee (TAC)	3 Councillors	Mayor Wayne Kratzmann (Chairman) Cr Kathy Duff Cr Damien Tessmann
Enhancing Passenger Transport Steering Committee	1 Councillor	Cr Damien Tessmann
Arts, Culture and Heritage Advisory Committee	1 Councillor	Mayor Wayne Kratzmann (Chairperson)
Reconciliation Action Plan Working Group	1 Councillor	Cr Kathy Duff
Grants & Donations Committee	3 Councillors	Cr Keith Campbell (Chairperson) Mayor Wayne Kratzmann Cr Kathy Duff

14 - 15

Community Committees

Community Committees with Council Representation	Membership	Councillor
Southern Queensland Country Tourism Board	1 Council representative	Mayor Wayne Kratzmann
South Burnett Tourism Association	1 Council representative	Mayor Wayne Kratzmann
Wide Bay Burnett Regional Organisation of Councils (WBBROC)	Mayor	Mayor Wayne Kratzmann
Health Consultative Committee (HCC)	1 Councillor	Cr Barry Green
Wide Bay Regional Sport and Recreation Committee	1 Councillor	Cr Barry Green
Wide Bay Burnett Regional Road Group (WBBRRG)	1 Councillor	Cr Damien Tessmann
Burnett Inland Economic Development Organisation (BIE DO)	1 Council representative	Cr Keith Campbell
Kingaroy Community Police Consultative Committee	1 Councillor	Cr Keith Campbell
South Burnett Police Citizens Youth Club (PCYC) Steering Committee	2 Councillors	Cr Barry Green Cr Kathy Duff
Kingaroy Chamber of Commerce Inc.	1 Councillor	Mayor Wayne Kratzmann
South Burnett Community Network Committee	1 Councillor	Cr Ros Heit
Performing Arts Complex Committee	1 Councillor	Mayor Wayne Kratzmann
Tick and Sale Yards Committee	1 Councillor	Cr Kathy Duff
Blackbutt Pool Committee	1 Councillor	Cr Debre Palmer
Barker Barambah Irrigators Advisory Committee	1 Council representative	Cr Barry Green
South Burnett Directions	1 Councillor	Mayor Wayne Kratzmann

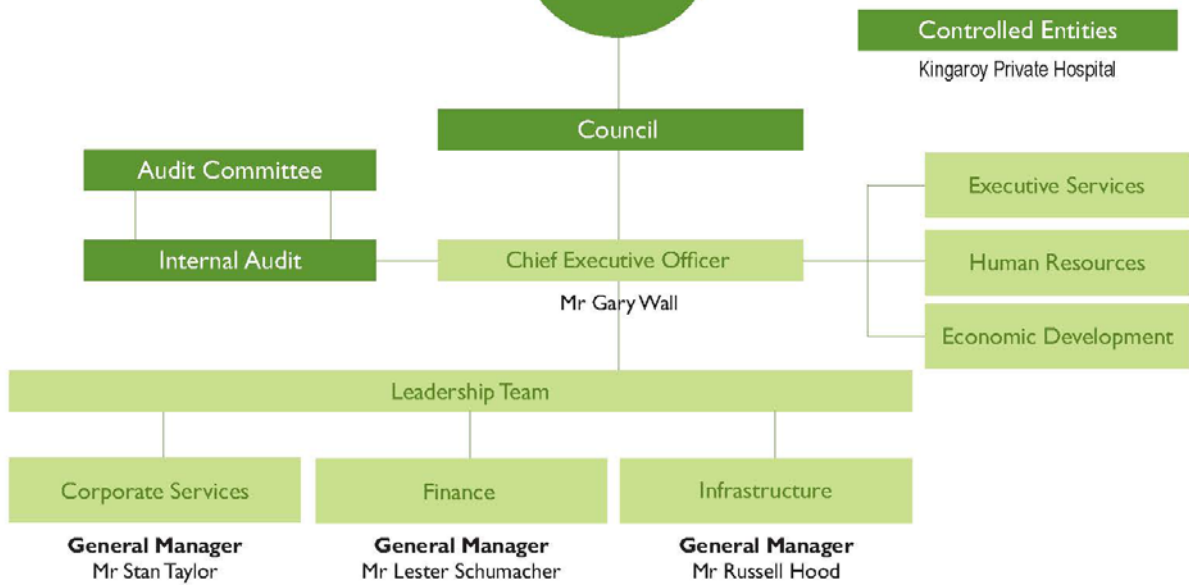




Our Organisation

Page 26 - SBRC Annual Report 2014/15

Our Organisational Structure



Leadership Team work together with the Chief Executive Officer and Council to achieve a shared goal and vision.



Leadership Team

The LT meets on a weekly basis to oversee the operations of Council, and three weekly to decide on strategic and policy issues. A monthly meeting is set to examine and consider forthcoming council meeting agendas. Members of the Leadership Team attend all Council meetings and provide Council with information and advice to enable them to make informed decisions on strategic and policy matters. This leadership team is supported by Managers and staff who have responsibility for effecting the policies and directions set by the Council.

The Leadership Management Team (LMT) includes the Leadership Team and all branch Managers. The LMT is characterised by a diverse skill set with gender, age, sector and geographical diversity, all contributing to the strength of the team underpinning the directions of Council.



Chief Executive Officer

Mr Gary Wall

The Executive Services Department includes the Human Resource Branch and Economic Development Branch.

Providing a range of human resource management, workplace health and safety and industrial relations to assist in the overall effectiveness, productivity and performance of the organisation.

Strengthening the South Burnett economy by creating and delivering projects in partnership with South Burnett Directions.



General Manager
Corporate Services

Mr Stan Taylor

The Corporate Services Department includes the Environment & Waste Branch, NRM & Parks Branch, Planning & Land Management, and Social & Corporate Performance Branch.

Supporting sustainable living in the South Burnett through the implementation of the South Burnett Planning Scheme, administration of local laws, building services, strategic land use, open space, recreation and environmental planning, programs and maintenance, animal management.

Supporting and working with Council to achieve sound governance, long term sustainability and deliver Council's vision.

Providing community services in the areas of aged support, social and community services including arts and culture, sports and recreation and grants and donations and library services.



General Manager
Finance

Mr Lester Schumacher

The Finance, Property and Information Technology Department includes the Finance Branch, Information Services Branch and Properties Branch.

Delivering a range of internal support services and services direct to the community including financial services, information technology and property management.



General Manager
Infrastructure

Mr Russell Hood

The Infrastructure Department includes the Roads and Drainage Branch, Water and Wastewater Branch, Design and Technical Services Branch and Flood Restoration Branch.

Delivering and maintaining quality municipal infrastructure and services.



Manager Human Resources
Mr Greg Lewis



Manager Social and Corporate Performance
Ms Carolyn Knudsen



Manager Economic Development
Mr Phil Harding



Manager Planning and Land Management
Mr Chris Du Plessis



Manager Environment and Waste
Mr Craig Patch



Manager NRM and Parks
Mr Greg Griffiths



Manager Finance
Mrs Joy Manalo



Manager ICT
Mr Anthony Bills



Manager Property
Mrs Leanne Petersen



Manager Roads and Drainage
Mr Jeff Stephan



Manager Water and Wastewater
Mrs Nerida Airs



Manager Design and Technical Services
Mr James D'Arcy

Supporting Our People

Council is proud to offer employees diverse opportunities for employment, varying from professional and technical, to administrative or operational positions, in either full time, regular part time or casual employment. Council provides staff with opportunities to grow within their roles through challenging and rewarding career advancement whilst offering a dynamic, fair and flexible work place.



Highlights

- Pot of Gold Supervisors Training Program – training to increase accountability and responsibilities of Supervisors and Coordinators in accordance with legislative requirements and Council policies.
- Employee Development Review roll out – employees and supervisors met to discuss training needs and development.
- Progression with getting a higher response from staff for our workplace health and take 5 quizzes.
- Completion of Equal Employment Opportunity (EEO) Census.

Challenges

- Establishment of training and skill gap analysis – this was a challenge due to the lack of resources and unknown level of staff skills.
- Implementation of Human Resource Information System (HRIS) (Tech One system) – it was a work in progress, gathering data to input into system to enable online reporting.
- Implementation of the new modernised local government Employees Award delayed the negotiations with the Enterprise Bargaining Agreement (EBA).

Future Initiatives planned for 2015/16

- Recruitment and selection training.
- Expansion of pot of gold program to leadership training program.
- New Enterprise Agreement.

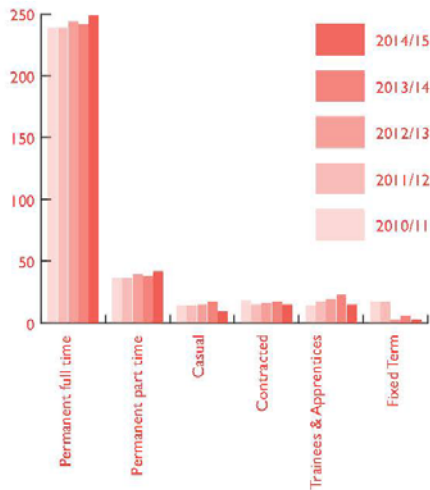
Our People at a Glance

Employment by type

Council offers flexible employment arrangements including full time, part time, casual and fixed term. This flexibility provides benefits for not only the community but also our employees.

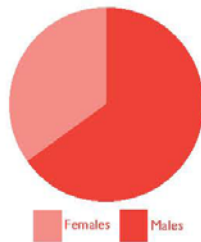
As at 30 June 2015, 342 people were working for Council including seven (7) elected representatives. In addition to our established workforce we also provided employment to a total of six (6) Apprentices and Trainees.

Council has 30% of its total workforce with 10 years or more service. These dedicated employees are recognised at the Annual Staff Service Awards evening.



Workforce composition by gender

The ratio of male to female employees is 65:35. At 35 per cent, the proportion of women in Councils workforce has increased slightly since amalgamation.



Workforce by department

Department	Number	Percentage
Executive Services	42	12%
Finance, Property and Information Technology	62	18%
Infrastructure	140	41%
Planning, Community and Environment	100	29%

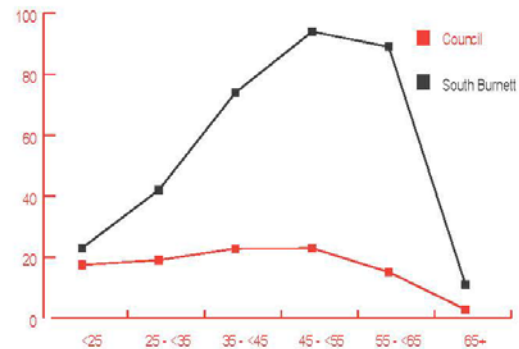
Workforce composition by age groups

The age demographic of the Council workforce ranges from 18 to 65+ years. The table below illustrates the average age of Council's employees and the percentage of employees in each age range. The average age of Council staff is 46.4 years.

Years	Number	Percentage
15 - < 25	17	5%
25 - < 35	47	14%
35 - < 45	73	21%
45 - < 55	100	29%
55 - < 65	93	27%
65+	12	4%

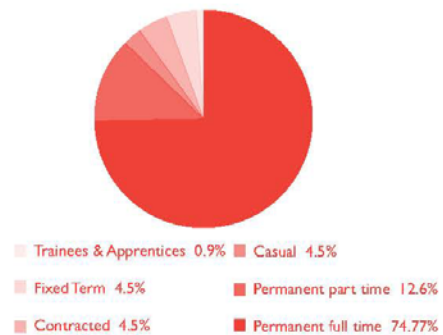
Workforce composition by age groups

(South Burnett Region vs Council)



Workforce learning and development

Council is committed to providing equitable access to professional development and training opportunities for all employees to ensure a skilled, adaptable and motivated workforce. Council invested \$121,691 in training and development of the workforce this financial year.





In February 2014, with the aid of funding from Workplace Health and Safety Queensland, Council commenced a program to increase the health and wellness of its field staff. The program included health and skin cancer checks, advice on healthy eating and fitness, mental health awareness, fitness challenges and assistance to employees who wished to quit smoking.

Workplace Health and Safety

Organisational Structure

Council is committed to providing a workplace that is safe and without risk to the health and safety of all employees, contractors, volunteers, work-experience students, visitors and members of the public.

Council recognises the importance of developing and maintaining healthy and safe working conditions in all workplaces and the importance of keeping the work health and safety practices in these workplaces under constant review.

Council's work health and safety duties are achieved through the adoption and promotion of the *Work Health and Safety Act 2011* provisions and its associated regulation, codes and standards. Additionally, Council places significant importance on the areas of hazard and risk management as well as injury prevention strategies. To assist in meeting these requirements Council has developed a safety management system known as "Safeplan".

Workplace Incidents and Injuries

Statistics relating to incidents and injuries during the 2013/14 and 2014/15 financial years are as follows:-

Measure	Target	Result	Comment
Lost time injuries	↓	✓	100% decrease on previous year
Total number of days lost through injury	↓	✓	8.8% decrease on previous year
Average days lost per lost time injury	↑	✗	57.3% increase on previous year
Lost time injury frequency rate (number of lost time injuries per million hours worked)	↓	✓	100% decrease on previous year
Cost of workers' compensation claims	↓	✓	100% decrease on previous year
Number of reported incidents and injuries	↓	✓	12.3% decrease on previous year

✓ Target achieved ✗ Target not achieved

Enforceable Undertaking

On 20 May 2013 a Council front end loader at the commercial waste tipping site at the Kingaroy Waste Disposal Facility reversed into a stationary skip bin truck owned by a private company seriously injuring the driver of that vehicle.

Council is genuinely committed to the health and safety of its employees and people visiting its workplaces and sincerely regrets that this incident occurred and the injuries it caused to the individual.

As a result of the incident legal proceedings were launched against South Burnett Regional Council and on 26 June 2015 Council entered into an Enforceable Undertaking with Workplace Health and Safety Queensland.

Enforceable Undertakings take the form of a written, legally-binding commitment to implement effective health and safety initiatives. These initiatives are designed to deliver tangible benefits for workers, industry, and the community as a whole.

The initiatives relating to the Enforceable Undertaking are as follows:-

- The installation of reversing cameras and proximity sensors on selected high risk mobile plant owned by Council.
- An upgrade of Council's workplace health and safety management system plan.
- An annual audit of Council's workplace health and safety management system over the next three years.
- A work health and safety awareness program for the approximately 400 commercial users of the Nanango, Kingaroy, Wondai and Murgon waste disposal facilities.
- An agreement with the University of Queensland to sponsor a Recognition Award for the highest achieving undergraduate student studying the Bachelor of Occupational Health and Safety Science in 2015, 2016 and 2017.
- Providing an annual vocational internship to selected University of Queensland students studying the Bachelor of Occupational Health and Safety Science.
- Payment of Workplace Health and Safety Queensland costs associated with the enforceable undertaking.

Council's Achievements - Employee Consultation

To ensure Council fosters a climate of mutual understanding and confidence between itself and its employees, a Health and Safety Committee was established. This committee meets on a quarterly basis and is comprised of management representatives, specialist staff and health and safety representatives and advisors.

Additional work health and safety consultation is also promoted by involving staff in risk assessments, workplace inspections and incident investigations.

Training and Staff Induction

Training continues to underpin Council's safety initiatives with the majority of employees undertaking work health and safety training or induction through the year. Training was conducted for first aid, confined space entry, traffic management, working at heights and fire safety.

Training and induction statistics for the 2014/15 financial year are as follows:-

Measure	Comment
Staff Inductions	100% of existing and new staff received a safety induction
WHand S training	343 employees attended WHand S training

Healthy Workers - Healthy Lives Program

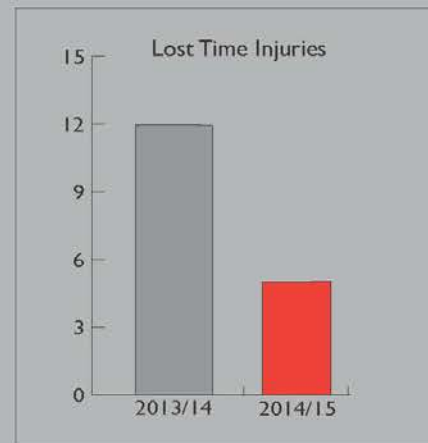
In February 2014, with the aid of funding from Workplace Health and Safety Queensland, Council commenced a program to increase the health and wellness of its field staff. The program included health and skin cancer checks, advice on healthy eating and fitness, mental health awareness, fitness challenges and assistance to employees who wished to quit smoking.

The program now includes office as well as field staff. Upcoming initiatives include providing motivation and information on increasing fitness and healthy eating through the "Stepathlon" program as well as skin cancer and health checks.

Employee Assistance Program – EAP

Council provides access to an Employee Assistance Program for all employees and their immediate family who experience work-related, personal or health problems.

Providing this support not only assists employees and their immediate family in times of stress or illness but may also reduce the risk of injury or poor work performance occurring at the workplace.



Audit Committee and Internal Audit

Reports by internal audit provide the Audit Committee with a key source of information on Council's performance. Maximising the value of internal audit requires that open lines of communication are established and maintained between internal audit and the committee.



Audit Committee

The main purpose of the Committee is to provide advisory services to Council in the effective performance of its responsibilities in the areas of internal audit and risk management.

The Audit Committee's primary duties are:

- Oversee the internal audit and risk management functions to enhance Council's governance, internal control systems and decision making processes.
- Ensure the independence, objectivity and effectiveness of internal audit in carrying out financial and operational assessments.
- Monitor and review the integrity of financial reports.
- Assess and evaluate the internal audit plan to ensure that material business risks to Council's financial and operational environment are prioritised.
- Promote transparency, integrity and ethical conduct.

The Audit Committee reports directly to Council and is composed of three (3) voting members namely: Mayor Wayne Kratzmann, Cr Keith Campbell and Ms Melissa Schroffel (Independent Member). The Chief Executive Officer, General Manager Finance and Information Technology, Manager Finance, Manager Governance and Internal Auditor attend as observers.

	2014/15
Number of meetings held	4
Internal Audit Reports reviewed	4
External Audit Reports reviewed	1

Internal Audit

Internal Audit is a capability building resource that adds value to Council by providing an independent, objective assurance and advisory service to improve the organisation's operations. It assists Council in achieving its goals and objectives by implementing a systematic, disciplined approach to evaluate and improve the effectiveness of governance, risk management and control processes.

Independence and Objectivity

Independence and objectivity are exercised in the conduct of internal audit work. Internal audit engagements are performed with an unbiased and impartial attitude. The Internal Audit function has no managerial authority over the operational activities of Council except those related to the management of the internal audit activities.

Authority and Access

Internal Audit has direct and unrestricted access to Council's operations, data and records, assets and personnel within the scope of internal audit work.

Audit Approach and Reporting

A risk based internal audit approach is currently implemented. The Three Year Internal Audit Plan and the Annual Internal Audit Plan are based on identified strategic and operational risks. Internal Audit Reports that indicate audit findings and recommendations, management response, responsibility for implementation and implementation date are provided to the Audit Committee.

Internal Audits Conducted

The following table shows the completion status of the 2014/15 Internal Audit Plan as at 30 June 2015:

Auditable Area	Status
Capital Program Delivery	Completed
Community Engagement	Completed
IT Audit – Systems and Applications	Transferred to 2015/16
Payables Management/Creditors	In Progress
Procurement	In Progress
Project Management	Completed
Rates/Receivables Management	Transferred to 2015/16
Disaster Management	Completed

The table below shows the number of internal audit recommendations on a yearly basis and the corresponding number of recommendations that have been implemented as of 30 June 2015:

Financial Year	Number of Audit Recommendations	Number of Implemented Recommendations	%
2011/12	63	58	92%
2012/13	85	82	96%
2013/14	80	54	68%
2014/15	24	3	13%
Total	252	197	78%

Risk Management

Risk Awareness

Council recognises that risk management is essential in the achievement of organisational plans and objectives. It facilitates innovation, enhances program delivery, and promotes a proactive approach to problem solving. Through the implementation of enterprise risk management, Council is able to improve its decision making process by effectively managing potential opportunities and probable adverse effects.

The philosophy and implementation of risk management is integrated in our Risk Management Policy and Framework. This was developed in compliance with ISO 31000:2009 Risk Management – Principles and Guidelines.

Risk Reduction

In 2014/15, the Leadership Team conducted an annual review of Council's strategic risks. The review included the monitoring of mitigation plans to ensure these are properly implemented. A comprehensive review of all operational risks was also completed within each of the departments as part of the annual budget and planning cycle. Implementation of strategic and operational risk mitigation plans are reviewed bi-annually, signed-off by the respective Managers, General Managers and the Chief Executive Officer. A report is presented to the Leadership Team and the Audit Committee on a regular basis.

No of Risks Identified	Extreme	High	Mod	Low
Our Environment	2	1	1	0
Service Delivery and Infrastructure	0	6	3	0
Growth and Opportunity	1	0	3	0
Organisational Excellence	2	4	4	0



Our Performance

Page 36 - SBRC Annual Report 2014/15

STRATEGIC PRIORITIES

1. ENHANCING OUR COMMUNITIES

Building vibrant, healthy, supportive and inclusive communities

2. GROWTH AND OPPORTUNITY

A strong and sustainable regional economy supported by diverse sectors and innovative planning mechanisms

3. OUR ENVIRONMENT

A sustainable environment, proactively and responsibly managed in partnership with the community for future generations

4. ORGANISATIONAL EXCELLENCE

An organisation that is characterised by effective leadership, responsible management and quality service delivery

5. INFRASTRUCTURE

The provision of quality services and infrastructure for our growing community that is planned, provided and managed on sound asset management principles

Enhancing Our Communities

Volunteers contribute enormously to the success of various functions of Council. Without their generosity, our range of services would be limited and we offer our thanks for their community spirit and support.



Key Projects

✓	New Business Directory for Wondai & Murgon Areas	Completed
+	South Burnett Tourism Strategy	Progressing
+	New Programs Introduced in the Libraries	Progressing
+	New Aquatic Centre for Murgon	Progressing
○	Mayor's Community Benefit Fund	Ongoing
○	Immunisation Program	Ongoing

Visitor Information Centres (VIC)

The five (5) accredited VICs were moved into Social and Corporate Services on 1 December 2014. As of 1 July 2015, the VICs, museums and art galleries owned by Council and in the majority of cases operated by volunteers, were moved into the Economic Development branch within Council.

A South Burnett tourism strategy will be finalised in 2015-16 which will position these facilities within regional tourism, providing greater clarity on how best to provide a positive and unique visitor experience.

This year all the volunteers of the South Burnett Regional Council visitor information centres, art galleries and museums celebrated volunteer week together, enjoying lunch at The Gums at Memerambi. This event allowed volunteers to be publicly rewarded for their service to the community. Presentations were made by councillors, who were represented at the event.

Additionally, volunteers took part in the annual Volunteers Forum held at TAFE Queensland South West. The forum featured guest speakers from our local tourism industry. This allowed volunteers to interact personally with each guest speaker and learn firsthand what is available in our region. This event was highly supported by volunteers who all provided positive feedback.

Each year as part of the volunteer incentive program, volunteers are encouraged to participate in familiarisation (family) tours to enhance their knowledge of local and regional areas. This year, volunteers travelled to the Dairy and Heritage Museum at Murgon, The Ration Shed Museum at Cherbourg, and took part in the Grape to Glass Tour at Tipperary Estate Winery, just to name a few.

Wondai VIC/Timber Museum complex

The Wondai VIC and Timber Museum has seen many small but significant changes over the past 12 months.

Firstly, the Timber Museum has developed a new business directory which was formerly published by The Wondai Chamber of Commerce. This directory provides a detailed list of all businesses in and around Wondai. This directory is regarded as a good resource for volunteers and for the general public.

The Centre has also introduced a new resident pack. This pack is provided to new residents who move into the area. It provides them with local information including medical, schools, Council information, and things to see and do.

Wondai VIC has had free Wi-Fi installed for visitors. It has been slow to take off.

Due to feedback from volunteers, we have introduced an Informational Folder. This folder will become the Visitor Information Centre's central point of reference, with all information that volunteers need to know about their position, the Museum and the local area. All information will be provided in one central location making it easier to access quickly.

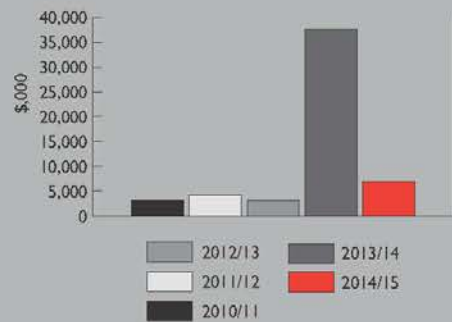
Murgon VIC

With the introduction of Facebook, the Murgon VIC ran a Facebook competition requesting entrants provide a tourist photo that best represented Murgon. This was very successful, with the winning entrant having their photo enlarged and framed for display at the VIC.

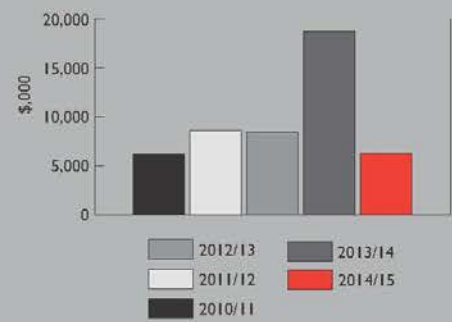
The VIC has had a mini revamp. All South Burnett brochures have been moved to a central location, allowing easier access to local information. Additionally, the TV was moved into the seating area, to allow visitors more comfort to watch our tourist DVD. This also allowed access to the TV when providing training to volunteers during quarterly meetings.

The Murgon VIC has also developed a business directory for the Murgon area. Negotiations have begun with the Murgon Business Development Association to have it printed for each resident in Murgon. All businesses that are current members of the MBDA will have a business card placed in the directory.

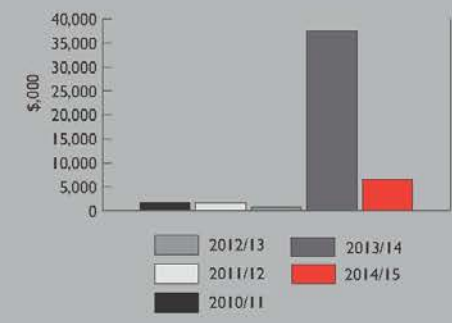
Enhancing Communities:
Total Income



Enhancing Communities:
Total Expenditure



Enhancing Communities:
Grant Revenue



The VIC is continuing to operate and develop the Murgon website www.murgon.net.au. New additions include the Murgon town map and South Burnett Regional Map, as well as a calendar of events.

Visitors to the VIC have been enjoying free Wi-Fi which has been installed. A seating area has been made available for visitors.

Wondai Heritage Museum

The small band of volunteers at the Wondai Heritage Museum was busy rearranging areas of the museum so that all collections were grouped together with a common theme. This has been a large project which has taken many months to complete.

Volunteers have created a number of displays this year for public interest. The most significant was the display of Wondai Diggers for Anzac Day.

The Wondai Heritage Museum now has a Facebook page. Volunteers have introduced Flashback Friday, where they find historical objects from the museum and share it on Facebook each Friday.

South Burnett Energy and Visitor Information Centre Nanango

This year the South Burnett Energy and Visitor Information Centre welcomed 10,837 visitors - overseas, domestic, day trippers and the local community. The centre made \$13,382 in direct sales, and also recorded revenue from feeding into the grid from 54 solar panels, plus commission from fossicking licence sales and yearly tennis club commission. The volunteers donated an impressive 4,768 hours.

The Centre is proud to have 25 volunteers. One of the volunteers is a Duke of Edinburgh student from the local high school - Lachlan Hughes, who finished Year 12 in 2014, and was awarded the Young Citizen of the Year at the Australia Day Awards in 2015.



The work volunteers carry out includes customer service, ordering brochures, creating displays, collecting and recording statistics, sales and stock taking, handyman work and gardening, conducting tours, and recording initial history and cemetery requests which are then processed in the library by off-site centre volunteers.

There are four (4) original volunteers (14 years of service), three (10 years of service) and nine (five years), with nine (9) new volunteers.

Training has been offered in data collection for the World War I Database being compiled by Daun Clapperton and Robyn Peterson.

- Working of the engines
- Attending the Annual Volunteer forum was the My Centre Rules winner and volunteer Chris Marshman, who won the South Burnett Know-it-All quiz.

We also have a group of dedicated 'engine men' who fire up the engines once a month, and on request.

Kingaroy Heritage Museum

The Kingaroy Heritage Museum have a big project the past year gone which was a large World War I exhibition which included information on soldiers from the Kingaroy area, a never seen before photographic presentation from the Australian War Memorial and memorabilia kindly loaned from local collectors. This exhibition's run time was for three (3) months which included April (for ANZAC Day) and concluded at the end of June. The National Heritage Week was on during this period of time as well which the museum took part in again. Over 500 people visited the exhibition and there were a lot of positive comments.

The Museum also saw an increase in the number of home school groups loaning out the Queensland Museum Loan kits.

The number of bus groups is around the same as previous years; however the number of school group visits was slightly lower this year which may have been due there being a large number of WWI centenaries events happening.

There are some exciting plans ahead for the Heritage Museum which we look forward to.

South Burnett Visitor Information Centre – Kingaroy

The 2014/15 year saw a decrease in visitor number to the Kingaroy area with only 11,476 visitors compared to 15,182 during the 2013/14 period. However there was an increase number of interstate visitors to the Kingaroy area.

The VIC also took part in an App project with Visit Queensland and Tourism & Events Qld. The new TEQ app was rolled out through VIC’s who were given information beacon to place in their centres that when a visitor who had the app installed on their smartphones would give them a brief description about the VIC they were visiting.

The Kingaroy VIC also played host to the annual visit from the Fudooka Japanese students during their visit to the Kingaroy area this year. And for something different the VIC also was the venue for a “Meet & Greet” evening put on by ABC Radio Toowoomba. This was a successful evening with members of the ABC Radio attending and talking to South Burnett residents.

Overall the Kingaroy Information Art and Heritage Precinct had a quite productive 2014/15 period and have a number of plans for the future.

Big Screen Film Festival

The 9th Big Screen Film Festival weekend was buzzing with the screening of eight fantastic Australian films, attracting more than 800 eager film lovers to the Nanango Cultural Centre.

Award-winning film, television and stage actor Ryan Corr opened the 2015 Big Screen Pop up Film Festival.

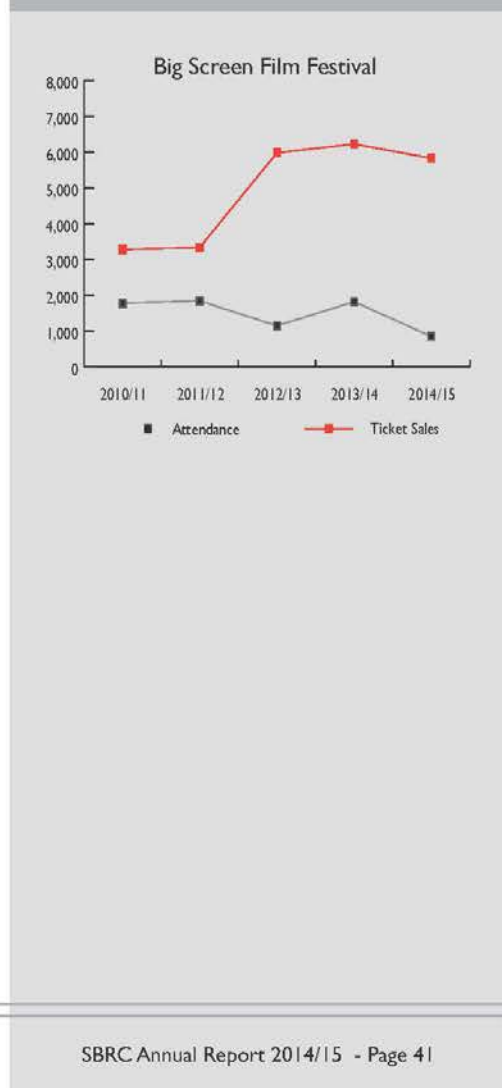
Ryan graced the red carpet to be greeted by 200 eagerly-awaiting guests who filled the venue.

Heritage Nanango Bank sponsored canapés and drinks, which guests enjoyed whilst taking the opportunity to meet Ryan, and take photos with him. As special guest, Ryan introduced the opening night film *The Water Diviner*, in which he played the pivotal role of Art Connor.

On Sunday morning, the family feel-good movie *Paper Planes* was excitably received by a sell-out crowd.

The screening was followed by the inaugural Heritage Bank Nanango Paper Plane Championship. Paper Pilots Dylan Parker and James Norton, attracted would-be pilots of all ages, who had the chance to win \$50 Heritage Bank accounts in four age divisions.

Total Attendance	849
Total Ticket Box Sales	707



The Mayor's Gala Ball

The Mayor's Community Benefit Fund received a substantial injection of funds when 340 guests attended the Mayor's Charity Gala Ball, raising more than \$43,000 for the charity. The festivities included canapés and wine on arrival, a sumptuous three course dinner, and entertainment from international ABBA tribute band Bjorn Again, supported by Midnight Groove. Former Premier, the late Sir Joh Bjelke-Petersen's gavel generated much excitement during the Charity Auction, fetching a substantial winning bid of \$6,500.



Mayor's Community Benefit Fund

Round 1 - 13/12/13	
South Burnett Saints AFC Inc.	\$1,500.00
Nanango Rugby League Football Club Inc.	\$2,000.00
South Burnett Junior Rugby League Inc.	\$2,280.00
TOTAL ROUND 1	\$5,780.00

Round 2 - 31/03/14 to 25/04/14	
Graham House - Murgon's Men Shed	\$2,000.00
Graham House Community Centre Inc.	\$2,000.00
Boots 'n Bullrust Inc.	\$3,156.00
Kingaroy State High School P and C Assoc.	\$2,930.00
TOTAL ROUND 2	\$10,086.00

Expression of Interest 2014	
South Burnett Pantry Inc.	\$15,000.00

Round 3 - 01/08/14 to 29/08/14	
South Burnett Peace of Mind	\$2,000.00
South Burnett Community Mental Health	\$137.65
Anglican Parish of Nanango	\$1,600.00
Kingaroy State High School P and C Assoc.	\$3,000.00
Red Earth Community Foundation South Burnett Ltd	\$3,000.00
TOTAL ROUND 3	\$9,737.65

Expression of Interest 2015	
Graham House	\$15,000.00



Heritage

South Burnett Regional Council is responsible for four historically iconic museums in the region: Boondooma Homestead, Wondai Historical Museum, Kingaroy Historical Museum and Ringsfield House. Each facility is staffed by volunteers who have various degrees of autonomy in their undertakings.

Social & Corporate Performance Branch Evolution

As of 1 December, 2014, the Social Performance branch formed part of the organisation directly reporting to the CEO under Executive Services.

Social Performance encompassed the areas of Community/Corporate Events/Media/Corporate Communications/Office of the Mayor/Customer Contact.

During the course of the following five (5) months, Corporate Governance, Internal Audit and Risk Management moved across from Executive Services to the Social Performance branch, which evolved into Social and Corporate Performance. This ensured a greater emphasis on performance mapping with the organisation.

At this time, the organisation underwent a soft restructure reviewing the branch compositions. During this process, Social and Corporate Services moved from Executive Services to the Corporate Services Department.

Gallipoli - A Manual of Trench Warfare

Almost 500 year 7-9 school children packed into Kingaroy Town Hall for the stage production of Gallipoli – A Manual of Trench Warfare. The South Burnett Regional Council secured funding through the Queensland Anzac Centenary Grants Program to bring Jally Entertainment's highly realistic production to Kingaroy. The matinee performance

was just for the school kids, who had an opportunity to speak with the actors after the show in a question and answer session. The evening performance was open to the public, who also had the opportunity to mingle with the actors after the show.



Libraries

Across six (6) branches, South Burnett Libraries welcomed a total of 178,269 visitors and enrolled 1,373 new members.

More than 9,300 new items were added to the collection, purchased from funds provided through an annual grant from the State Library of Queensland.

Of the 169,549 items our libraries loaned or renewed, 13% were executed via the Kingaroy Library's self-loan machine.

Library staff worked alongside volunteers to provide a myriad of programs, events and services to encourage community engagement, involvement and interaction.

Across the region, libraries implemented the State Government's Best Start Program, developed to provide stronger language and literacy environments for children aged 0-5 and their families.



A number of Baby Bounce and Rhyme Time sessions, filled with nursery rhymes, lullabies, finger plays and songs, were

introduced in order to support parents and primary caregivers in their role as their child's first and most important teacher. These sessions were presented in each branch by trained library staff from Kingaroy.

In addition to the Best Start Program, our libraries also celebrated Children's Book Week by giving our young patrons a chance to write their own book review. South Burnett Libraries also hosted school holiday programs, including the ever popular Summer Reading Club, run in conjunction with the State Library of Queensland, designed to encourage kids to continue reading through the summer holidays.



National Simultaneous Storytime, a nationwide, annual event that explores and promotes the joy of reading in primary school children, was also popular. This session, held on 27 May at 11 am, attracted more than 120 attendees across the service. The students listened to this year's book *The Brothers Quibble*, along with thousands of other children across the country.



In order to promote social interaction, our library facilities were regularly utilised by a number of card, mah-jong and scrabble players. Libraries also continued to provide a welcoming place for book clubs, social groups, and conversation groups to meet and discuss best-sellers, the weather, or the news of the day.

Over the year, a number of author talks and information sessions were held, including a speech by Antarctic explorer Zane Hacker, who visited a number of branches to retell his adventures and promote his new book. Local authors and health advisers, including Blackbutt writer Sharon Ogden and naturopath Jocelyn Beare, also hosted successful talks.

In August, our libraries celebrated Seniors Week by hosting a number of events across the service.

Library Lover's Day was celebrated on 14 February, by running a month long "Blind Date With A Book". During this time, 141 individually wrapped "mystery" books were loaned and a dozen book reviews were added to the South Burnett Libraries catalogue. Over the year a total of 742 programs were delivered, attracting 6,219 attendees.



South Burnett Libraries continued to provide technological assistance to the community, including regular computer classes explaining the internet and email basics. These sessions attracted a total of 483 attendees. The libraries' PCs provided 15,832 hours of free Internet access, with an additional 10,072 hours used by members of the public via Council's Wi-Fi service. Staff also assisted patrons to navigate the South Burnett's digital library platform Bolinda, which provides 24 hour online access to a total of 4,970 eBooks and eAudiobooks. In addition, customers regularly used the online catalogue, with a total of 31,232 searches executed remotely during the year.

Individually, library branches across the region hosted events and promoted services specific to their community's needs.

During the year, Blackbutt Library's First Wednesday Book Club published a book, and a morning tea was held to celebrate their literary efforts. At the Kingaroy Library, a Family History morning was established by local historian, Dr Judith Grimes, in order to help members of the community trace their ancestors and discover their family trees. In Murgon, the library hosted their local kindergarten class, treating them to a tour of the library and sharing a special story selected for the visit.

The Nanango library celebrated under 8's day at the local primary school by providing a "popup" library featuring story reading, colouring-in competition, and craft activities. The Proston Library was filled with laughter and social interaction, ticking many mental health boxes. There were well-attended sessions of Laughter Yoga, Proston Conversations, More Than A Book Club, and Amanda Gore revisited.

In Wondai, the library provided assistance to the local state school after their library was destroyed in a fire. Initially, more than 100 books were provided via bulk loan, along with books required by teaching staff from the Years 1-9 curriculum. During this time, all classes from the school visited the library to listen to stories and make use of the library facilities.

Public and Environmental Health Regulatory Functions

- 37 Food Licence applications, including Temporary Food Licence applications, were submitted during the 2014/15 financial year.
- 1110 Environmental Services and Waste Customer requests, mostly waste related, were actioned in 2014/15.
- 83 local Law applications, largely footpath permits, were received during 2014/15.

Local Law Compliance programs - including Animal Control

- 1447 Customer Requests, mostly animal management based complaints, were responded to during the 2014/15 financial year.
- 786 animals were impounded during this financial year: 466 dogs and 320 cats.



School Based Immunisation

Council continued to partner with Queensland Health to provide School Based Immunisation Services within the South Burnett. A total of 1043 students were immunised. The vaccines administered were Humanpapilloma virus, Varicella (Chicken Pox), and Diphtheria/Tetanus/Pertussis.

Immunisation Program

The Immunisation Program has been problematic to administer this financial year due to the difficulty to hold and attract Immunisation Nurses. The whole Immunisation Program, which Council conducts on behalf of Queensland Health, is subject to the critical availability of Immunisation Nurses. The existing three-year agreement with Queensland Health expires midway through the 2015/16 financial year. In order for Council to consider continuing to partner with Queensland Health in the provision of School Immunisation services then Council will need to be able to secure the services of a number of Immunisation Nurses for at least the term of the next agreement.



PetPEP Program

The South Burnett Regional Council has chosen not to renew its subscription to the petPEP Responsible Pet Ownership School Education Program due to financial considerations. Despite this fact, the Australian Veterinarian Association (AVA), of which petPEP is their initiative still organised a number of speaking engagements for Council with some South Burnett schools during this financial year. It is unlikely, however, that Council will be conducting any further school-based education sessions exclusively with the AVA.

Council secure continuation of banking service to the Blackbutt community

Council are proud to partner with Everyone's Credit Union (ECU) Australia to continue the valuable service of providing the ECU agency for the Blackbutt community. As a Queensland based credit union, ECU offers a full range of banking products and services and has been operating from Blackbutt Council office since 1998.

"Members enjoy coming into ECU Blackbutt because for a long time ECU was the only financial institution in Blackbutt. Council have listened to the community who advocated retaining the agency which provides face to face old fashion service" Mayor Wayne Kratzmann said. "Some older members of our community don't like using ATMS and eftpos and so coming in the branch is the only option. ECU staff are local residents of Blackbutt and well known for their friendliness and professionalism."

Services offered over the counter are withdrawal and deposit of cash and cheques, foreign currency (which include purchasing foreign cash and cash passport cards), house and contents insurance, motor vehicle insurance (both insurances can be set up to be paid monthly), term deposits at competitive rates, opening of new memberships, home loans and personal loans at competitive rates. Members can pay any bill that has a BPAY reference at the ECU as well as organise direct debits to other financial institution accounts.

Councillor for Division 2, Cr Deb Palmer said "The Blackbutt community has so much to offer as the gateway to the South Burnett region. I am pleased that Council have been able to secure the continuation of this banking service to the Blackbutt community."



Kingaroy Art Gallery

During the 2014/15 period the Kingaroy Art Gallery had 12 months of successful exhibition, which included another South Burnett Regional Council's Acquisitive Art competition which was themed Australian Light Horsemen of World War I. The winning piece has now been included in the Council's acquisitive art collection.

The Gallery also played host to a number of annual exhibitions which included the Disability Art Show, Kingaroy State High School's art show, Mental Health Week and the South Burnett on the Wall exhibition.

"Shop 38" which is the Arts and Craft shop located in the Gallery has increased in popularity with a number of new local artists adding their crafts to be sold and it has also seen a slight increase in sales.

The Youth Gallery was again popular during this past year with a total of eight (8) exhibitions housed in their over the 12 month period.



Photo above: (L to R) John Box - 2014 Citizen of the Year with Joan Adams 2015 Citizen of the Year and Mayor Wayne Kratzmann

Australia Day

Award recipients from the 2015 Australia Day awards are:-

- Joan Adams - South Burnett Citizen of the Year
- Lachlan Hughes - South Burnett Young Citizen of the Year
- South Burnett Speedway Club - South Burnett Community Organisation
- Greg Hunter - South Burnett Lifetime Achievement
- Del Blanch - South Burnett Volunteer of the Year
- South Burnett Chorale - South Burnett Cultural Award
- Tori Somers - South Burnett Cultural Award (Junior)
- Jared Sippel - South Burnett Junior Sportsperson of the Year
- Noel Cheshire - South Burnett Sportsperson of the Year
- Paul Clegg - South Burnett Sportsperson (Coach/Official or Administrator)
- Wendy Zerbst - Local Achiever Award - Nanango
- Liane Kerr - Local Achiever Award - Maidenwell/Bunya Mountains
- Rowena Dionysius - Local Achiever Award - Kingaroy
- Paul Pfeffer - Local Achiever Award - Murgon
- Zig and Sharon Zoldak - Local Achiever Award - Hivesville/Proston
- Elaine Madill - Local Achiever Award - Wondai / Tingoorra



Aquatic Centre for Murgon Community

Council listened to the community with construction of the new Aquatic centre for Murgon starting in January 2015.

Council worked with the community and as a result of extensive consultation with the major users of the Murgon pool, we will be delivering a facility that will meet the future needs of the community at the same time providing a facility our community can be proud of.

This new facility will offer modern amenities and change rooms including outdoor showers, a specifically designed kiosk to allow clear viewing of all the pools and outdoor areas as well as a dedicated first aid room which affords privacy. It is planned that the main 50m swimming pool will also get a facelift by building the area around the pool to the same level as the pool edging. For this part of the project, Council has applied for a "Get Playing Plus Grant" to assist with the construction cost.

This new facility will significantly increase community participation as it will be clean, safe and environmentally friendly. It is proposed to construct the buildings from modern low maintenance, high durable and environmentally safe materials. New lighting will be primarily LED lights, solar hot water system for hot showers as well as solar security lighting throughout the landscaped areas.

The aquatic centre is an excellent project for the Murgon community. Improvements to the pool will provide a safe and fun environment for children to learn to swim.

In November 2014 Council was in the design stage working with Engineers to prepare the construction documentation, Council called for tenders for construction of the new facility.

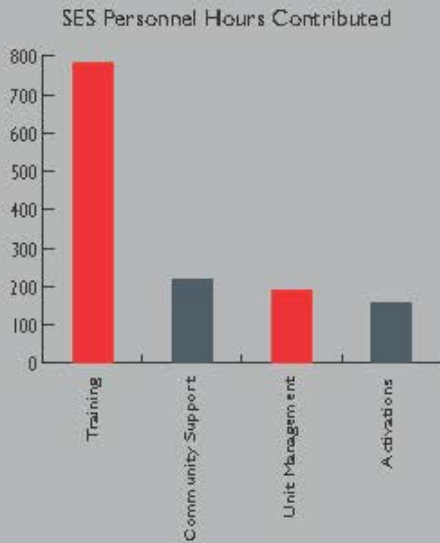


Lending a Helping Hand

"In recognition of the outstanding volunteer work done by individual Peer Support Officers who have demonstrated a high degree of resource and devotion to duty in a particular situation or in exemplary discharge of special duties above and beyond the normal role of a PSO".
Well done Alan Sage.



Alan Sage ...
awarded the Olga Wilson Peer Support Officer Award



Murgon SES volunteer Alan Sage calls his colleagues his "orange angels". They go out in all sorts of weather, they clean up after disasters and they're always ready to help people. But it's obvious that a lot of his fellow SES members think very highly of Alan, too. They voted for him to receive the Olga Wilson Peer Support Officer Award for Queensland. As well as his regular SES duties, Alan is both a Peer Support Officer (PSO) and a Chaplain to the SES. His area covers Murgon to Bundaberg and down to the Sunshine Coast. His role is to support the volunteers who support the public. Alan received his award from Acting QFES Commissioner Katarina Carroll in Brisbane in March – and it was a total surprise. The award was voted by his peers, SES members he has assisted as well as members who have observed what a great job he has been doing. Apparently he received quite a few nominations ... "My primary role is to look after SES members and their families," he said. However, that doesn't mean he doesn't work with the public. "If I see someone struggling I will see if I can be of assistance," he said. "During the Roma floods, there was an older couple. Water had been right through their house. They didn't know which way to turn. They had no one," he said. Alan talked to the couple and then linked them up with assistance. There are 56 SES PSOs in Queensland and five of these have the added role of volunteer chaplain. (Story by southburnett.com.au)

Local Disaster Management Group

Cyclone Marcia

The Local Disaster Management Group was activated in February 2015 in preparation of possible impact from Cyclone Marcia as it was crossed the Queensland (Qld) Coast.

The group conducted preliminary meetings with operational personal and emergency groups in preparation for disaster readiness.

South Burnett Regional Council follows the Queensland Disaster Management Act (QDMA) 2003. Section 4(a) of the act makes Local government responsible for managing events in their areas.

In the case of Cyclone Marcia, the Local Disaster Management Group followed the QDMA's activation of response arrangements: Alert, Lean Forward, Stand Up, and Stand Down.

The group was activated and put straight into the 'Stand Up' phase for three days during the cyclone threat, and activated evacuation centres in preparation for possible impact.

Fortunately, by the stage the cyclone reached the South Burnett it had weakened into a rain depression, which resulted in much needed rainfall to the area, without damage.

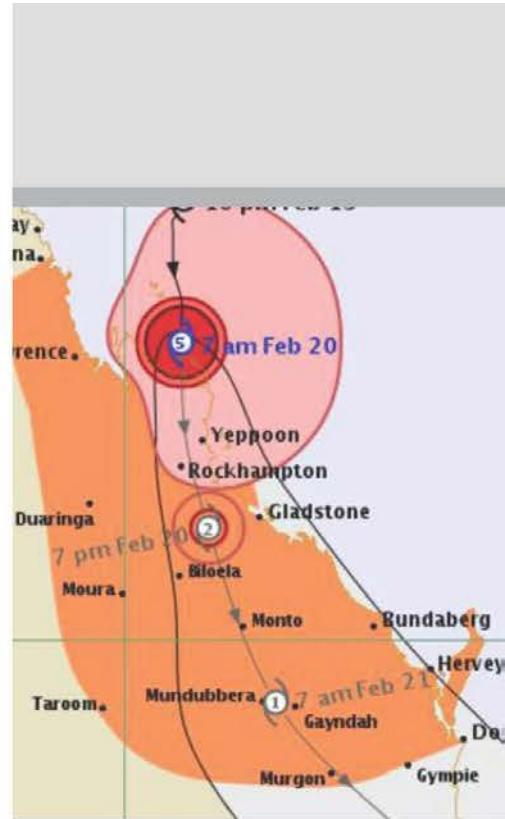
Fires

The Local Disaster Management Group assisted the Queensland Fire and Emergency Services in controlling several major grass fires, notably in the Blackbutt and Nanango areas. The group provides support in the form of plant and equipment as required by the Qld Fire & Rescue Incident Controller.

Earthquakes

With some earthquake activity across Queensland felt in the South Burnett, residents were reminded to be prepared for and have an emergency plan.

While earthquake activity has so far not been centred in the region, some residents have heard or felt rumbling, and the Local Disaster Management Group has used the events as a reminder that it is always important to be prepared for unexpected activities including earthquakes, storms, fires, and flash-flooding.



Local Disaster Co-ordinator hands over the reins to his Deputy

General Manager of Corporate Services, Mr Stan Taylor hands over position of Local Disaster Co-ordinator to Manager of Infrastructure, Russell Hood in preparation for his retirement later in 2015 after 50 years of service.

Some exciting times ahead for Russell as he learns the ropes of the new role and progresses through the challenges that lay ahead.



Golf Day raises much needed funds for Charity

The Mayors Charity Golf Day held in November raised over \$12,000 for the Mayors Community Benefit Fund. The Fund Chairperson Cheryl Dalton thanked all businesses and players, in particular the major sponsors Huston Motors, Glen Bailey Earthmoving, GHD and The South Burnett Times for hosting this great event at the Kingaroy Golf Club. The funds raised were distributed to South Burnett not-for-profit organisations through the funding round announced in February.

Mayor Wayne Kratzmann paid tribute to the Kingaroy Golf Club for hosting the event and to special guest Shane Webcke who stole the show with his wonderful generosity and charm. To date the Mayor's Community Benefit Fund has assisted the community to the value of \$40,666 in the areas of junior sport, mental health and community welfare.

On the day, 33 teams completed. Rod Askin, Kingaroy Golf Club said "It's been one of the best organised charity golf days for some time, fantastic prizes, entertainment and capped off with special guest Shane Webcke LGAQ ambassador who was course sheriff for the day which gave all players the opportunity to take the time to meet, chat and get memorabilia signed."

The Mayor's Community Benefit Fund provides assistance to build the capacity of South Burnett Community Organisations to deliver services, activities, programs for the benefit of the Region.



Enhancing our Community

Performance Summary

EC 1 An informed and engaged community

EC 1.1 Develop a range of initiatives to engage and inform the community Ongoing

EC 2 A community with the capacity to continue to develop the area of arts, culture and heritage

EC 2.1 Encourage and support community organisations to enhance their sustainability Ongoing

EC 3 An active, safe and healthy community

EC 3.1 Facilitate the development of a range of sporting and recreation facilities Ongoing

EC 3.2 Advocate and support community initiatives that promote healthy lifestyles Ongoing

EC 3.3 Consider and promote community safety based on Community needs Ongoing

EC 3.4 Manage identified public health and environmental issues in accordance with relevant legislation Ongoing

EC 3.5 Increase the proportion of residents meeting national guidelines for physical activity and healthy eating Completed

EC 4 Work towards a community being prepared and resilient to natural and man-made disasters

EC 4.1 Ensure the Local Disaster Management Plan enables the community to be prepared for, prevent, respond to and recover from disasters Completed



Growth and Opportunity

Together with the community we have always been a strong and prosperous region now joining with our regional neighbours we are working together to provide a prominent future for all.



Key Projects

✓	New Planning Scheme	Completed
✓	Economic Development Strategy	Completed
✓	Navigational Beacon replaced at the Kingaroy Aerodrome	Completed
→	SBRC Local Heritage Register	Progressing
○	SB Private Hospital Licence	Ongoing

SBRC New Planning Scheme – Progress

The final draft of the new planning scheme was completed by Council's planning staff with the support of planning consultants.

Constraints mapping to identify rural residential land that can be further subdivided in future within 7km of the Blackbutt, Kingaroy, Murgon and Nanango towns, and within 2km of Proston were included in the new planning scheme mapping.

The final draft planning scheme was formally referred to the Minister for Infrastructure, Local government and Planning by December 2014 for a state interest review. Council received an informal response from the Department in February 2015, and a formal response from the Minister in June 2015. The Minister requested changes to the draft document to better address State interest and the current single State Planning Policy.

The amended draft planning scheme is currently being amended. It is anticipated that Council will receive approval from the Minister to proceed with putting the new planning scheme on public display starting early 2016.

SBRC Local Heritage Register

Council is required to keep a Local Heritage Register under Part II of the *Queensland Heritage Act 1992 (Act)* of places of cultural significance in its area.

Once a place is entered in the register, all development (making a material change of use, subdivision and building work) is required to be assessed against the Code in Schedule 2 of the *Queensland Heritage Regulation 2003*.

Council does not currently have a register that was adopted under the Act but a list of local heritage places is included in the current four planning schemes. It is proposed that a similar list is not included in the new planning scheme, as a change to a register in the planning scheme would require a change to the planning scheme. The new planning scheme will, however, have a new code that will be used to assess development on a place listed in the local heritage register.

To date, Council has appointed heritage consultants to assist Council to identify places that have significant local heritage value, assess the local heritage significance of these places, and compile a local heritage register that meets the requirements of the *Queensland Heritage Act 1992*.

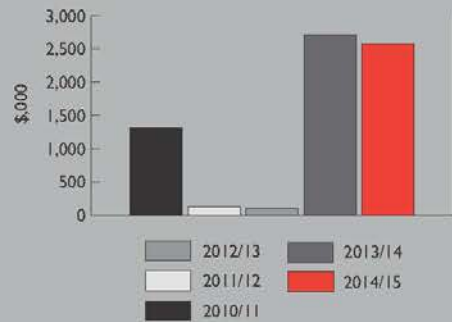
The project proposes to commence with a review of the existing planning scheme register and consultation with identified stakeholders (local historic societies), supplemented by historical research to compile a draft list of local heritage places. The draft list will be workshopped with Council to refine the list of items. Fieldwork is proposed to ground-truth listed sites accepted at the Council workshop before place cards are drafted for each place and relevant mapping is undertaken.

Outcomes of this process will be presented to Council at a second workshop that will be followed by one-on-one consultation with the owners of historic sites prior to public notification of the register.

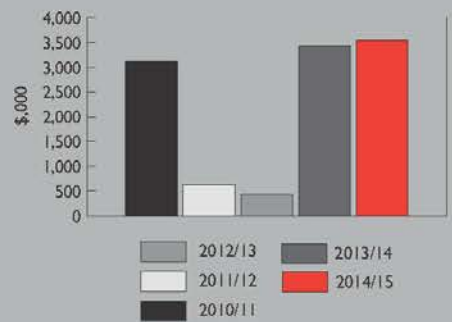
A final report with submissions and recommendations will be forwarded to Council for adoption of a new local heritage register.

It is anticipated that the local heritage register will be available for consultation with relevant private land owners by the end of 2015.

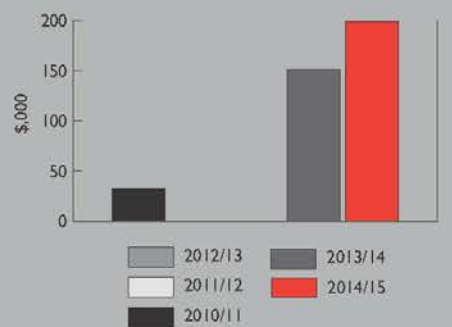
Growth and Opportunity:
Total Income



Growth and Opportunity:
Total Expenditure



Growth and Opportunity:
Grant Revenue



Manage Sustainable Planning Act requirements and IDAS process – Within statutory timeframes

The IDAS process remains as the prescribed process to consider and decide development applications. Council consistently complied with the statutory timeframes. The implementation of new business management software to assist in monitoring compliance with timeframes has been completed. Council is now in a position to provide more accurate reporting on compliance with the IDAS statutory timeframes.

Planning Reform In QLD

The Department of Infrastructure, Local government and Planning released the Better Planning For Queensland Directions Paper in May 2015. The paper that outlines the government's strategy for planning reform, and how it will establish a fairer and more open system that enables better planning in Queensland.

The Department is currently engaging with the community to encourage public participation in the process to deliver a better planning system in QLD. It is anticipated that a draft bill will be introduced to State Parliament around mid-August 2015.

It was confirmed by the Department that the release of the Bill will not impact significantly on the adoption of the new Planning Scheme as it is anticipated that transitional provisions in a new Act will provide for the roll-over of the adopted planning scheme to meet the requirements of the new Act.

The potential impact of changes to the planning system in Queensland is unclear at this stage, and it is anticipated that the release of the Bill should clarify the potential impact on the way Council conducts business in future.

Process Building Applications

Throughout the year, Council's building certifier continued to provide extensive advice and practice assistance to Council's Property Section regarding maintenance issues with older buildings on Council owned properties. Council's building certifier continued to provide support to the Boondooma Historic Association regarding the historic restoration of the Boondooma Homestead.

While the level of building activity has decreased during the reporting period there has been a slight increase in the number of building related enquiries received by Council.

Support was provided to Council's Property Section regarding the design of the new Murgon Pool Complex to meet legislative requirements and the outcome sought by Council to provide a modern and functional facility for the

community. Council's building certifier has undertaken a number of on-site inspections to ensure the facility's functionality is maintained.



Process Plumbing Applications

Throughout the year, Council's plumbing inspectors have continued to provide assessment services under the Plumbing and Drainage Act 2002 in response to applications. Council consistently provided approval within the statutory timeframes for developments.

Council's plumbing inspectors provided extensive support to Council's Water and Wastewater Section to implement the recently adopted Trade Waste Policy.

This policy regulates the discharge of waste from businesses like takeaway food premises, clubs and hotels, restaurants, and motor vehicle workshops, to Council's wastewater system. A trade waste permit from Council is required prior to commencing with the discharge.

The support program, which began in January 2015, involved a visit to the business premises to explain the requirements of the Council policy, and to support business owners in making an application for a permit to Council. Premises where permits were issued prior to the adoption of the policy, were visited for monitoring purposes to confirm maintenance of devices that pre-treat the waste prior to discharge.

As part of its regulatory role, Council issued reminder notices as part of the administration process of the registers for household sewerage treatment plants that require servicing in accordance with manufacturers requirements, and backflow prevention devices connected to Councils' reticulated water supply network to prevent cross contamination of the town water supply.

Economic Development Strategy

South Burnett Directions – the South Burnett’s peak economic and tourism development organisation produced the inaugural South Burnett Economic Development Strategy 2014-19 which was adopted by Council.

The strategy’s vision is to ‘Create a Prosperous Region’ through implementing projects of regional significance which include:

- Health Services
- Business Excellence
- Tourism
- Agriculture
- Career Pathways
- Trade Based Sister City Relationships

The inaugural South Burnett Business Excellence Awards attracted over 60 nominations and the award dinner hosted over 200 guests. In conjunction with the awards, business development workshops were conducted by local business leaders with beneficial outcomes for participating businesses.

Get on Board Transport Program

Following on from the acquittal of the Blueprint for the Bush funding program to create transport services for local residents regular services between Murgon and Kingaroy and Blackbutt and Kingaroy continue.

Pursers Coaches took over the daily Murgon to Brisbane coach service and implemented changes that are expected to see the continuation of this service. The changes include the service operating five (5) days and week (excluding public holidays) and connecting with the Translink train services through to Brisbane and other destinations.



Aerodromes

The Navigational Directional Beacon (NDV) was decommissioned and replaced with an additional GPS landing system. This provides new land areas for hangars of which one was constructed and enquiries for other potential permits to occupy.

Events held at the aerodromes include:

- Unmanned Aerial Vehicles (UAV) Challenge
- Motors in Motion
- Gyrocopter National Competition

Boondooma Dam

Construction of three (3) additional new accommodation cabins commenced.

16,250 visitors stayed at the park during the year with an average overnight stay of 3.3 stays.



Yallakool Park on BP Dam

Construction of three (3) additional new accommodation cabins commenced.

11,640 visitors stayed at the park during the year with an average overnight stay of 2.6 days.



Liveable Region Promotions

The South Burnett was promoted at a number of events external to the region including:

- Regional Flavours – South Bank Brisbane
- EKKA
- Sydney Caravan Super Show

The reformatted South Burnett Touring Guide was widely distributed outside the region.



Coolabunia Saleyards

Cattle sales and prices increased during the year as a result of improved weather conditions.



South Burnett Private Hospital

Pulse Health advised Council of their intention to discontinue as the Operator of the South Burnett Private Hospital effective 30 June 2015. Council successfully coordinated the continuation of the hospital operating licence until 30 September 2015 whilst it explores other options to manage the hospital.



Growth and Opportunity

Performance Summary

GO 1 *A strong and sustainable regional economy*

GO 1.1 Continue to implement the Economic Development Strategy Completed

GO 2 *Balanced development that preserves and enhances our region*

GO 2.1 Implement policies and plans that support appropriate planning and development for business, industry and community needs Progressing

GO 3 *The South Burnett is a recognised tourism destination*

GO 3.1 Continue to promote the South Burnett as a premier tourist destination Ongoing



Our Environment

Providing the community with appropriate standards of building, health and waste services; assisting individuals and community organisations to improve the facilities and use of services whilst preserving the physical character of the region



Key Projects

✓	Wondai Village Green	Completed
✓	Fitzroy Street Streetscape	Completed
→	Upgrading Waste Disposal Facilities	Progressing
→	Rail Trail between Kilkivan and Kingaroy	Progressing
→	Implementation of the State Government Waste Levy Strategy	Progressing
○	South Burnett Invasive Species Project	Ongoing
○	Remediating Old Landfill Sites	Ongoing

Regional Waste Collection Service

The South Burnett Regional Council now has one waste collection contract over the whole South Burnett region. Since amalgamation, the Council has had a number of separate waste collection arrangements across the region involving contractor and day labour. This external waste collection contract started 1 July 2014.

Transition to this new collection contract posed some difficulties due to the various complexities involved. However, the changeover to the new waste collection contract progressed better than expected due to the excellent preparation work undertaken by Council's Waste Services staff. Establishment of the new contractor was largely completed within the first quarter of this financial year.

Waste Disposal Facility Upgrades - Progress

An aspect of the Council's Waste Management Plan has been to establish a number of rural transfer stations in lieu of rural landfills. The 2014/15 financial year saw the Clonya and Brigooda waste transfer stations established. The Hivesville and Durong transfer stations were almost completed this financial year also, but will be completed in 2015/16. Upgrades to the transfer station facilities at Wattlecamp and Chahpingah were also finalised this financial year.

Finalise and Adopt Waste Management Strategy

Council finalised and adopted its long awaited Waste Management Strategy. This document has detailed the Council's future direction in relation to waste management.

The Council's vision is to progressively close minor landfills, many of which are already at or soon to reach capacity, and utilise transfer stations and transition to the larger regional landfills. Ultimately, one super landfill, whether locally or outside of our region, may service all of the South Burnett. Provision for some flexibility has been incorporated into the proposed waste management model, in order to adopt any commercially viable alternative waste treatment technologies or innovations that may become available in the future.

Implementation of the State Government Waste Strategy

As part of the development of its Waste Management Plan process, Council also incorporated the requirement for Local governments to develop a Waste Reduction and Recycling Plan. The aspects of the Waste Reduction and Recycling Plan have been integrated into the Council's Waste Management Strategy as much as Council has been able to comply.

Waste Collection

The new waste collection contract began on 1 July 2014. Transition to this new collection contract involved:

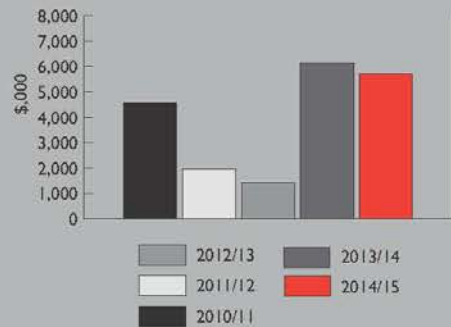
- the development of waste education materials;
- liaising with the contractor to co-ordinate the new waste bin rollout;
- liaising with businesses and residential users concerning the cessation of the Kingaroy Shire Council's waste services and the start of the new contract;
- Contract finalisation

Changeover from an established system to a new process is always difficult, and moving to the new waste collection contract demonstrated this.

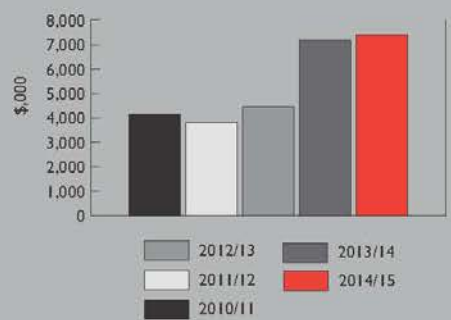
Mobile Muster

Council's regional offices were open to receive old mobile phones and their associated accessories during the financial year.

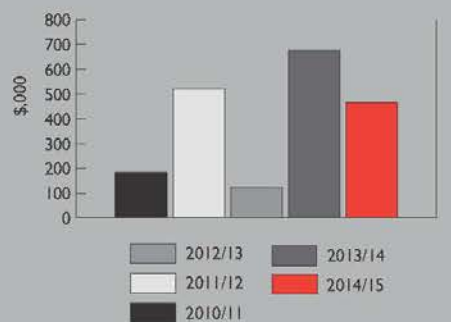
Our Environment:
Total Income



Our Environment:
Total Expenditure



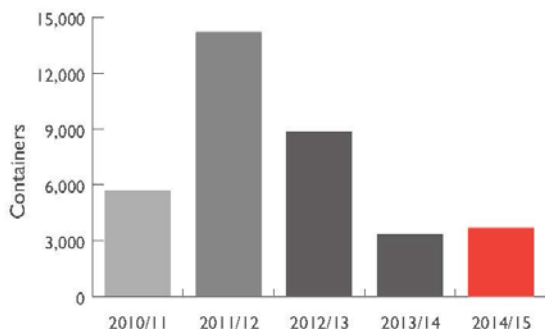
Our Environment:
Grant Revenue



DrumMUSTER

Across the whole South Burnett region 3694 triple-rinsed Agsafe eligible plastic and steel chemical containers were received this financial year.

This year saw the Kumbia area drumMUSTER collection handed over to the Kumbia School Pand C group. Council continued to assist with the Kumbia drumMUSTER program by partnering with the Kumbia School Pand C group to allow the drumMUSTER containers to be stored at the old Kumbia landfill.



Legacy Landfills

Council continued to demonstrate its commitment to the environment by actively working towards remediating some of its very old landfills previously operated by the former Local government administrations prior to amalgamation.

Wide Bay Burnett Regional Organisation of Councils – Waste and Recycling Advisory Committee

The Council continued to be represented on this waste regional group. Substantial work was carried out on a draft Wide Bay Burnett Regional Waste Management Plan, which may be voted on by the participating Councils in early 2015/16.

Wondai Village Green

The Wondai Village Green project was completed in Coronation Park during 2014/15. Included in the upgrade were concrete paths, additional shelters and seats, lighting, BBQs, disabled-compliant play equipment and activities, additional power outlets, and the provision of toilets and showers to complement the 24-hour overnight rest area. The area is now well used for markets, community events and by travelling visitors.

Wondai Cemetery

The old toilets and storage shed at the Wondai Cemetery were demolished and replaced. The cemetery now boasts a modern disabled-compliant unisex toilet complex. The storage shed was relocated to the rear of the cemetery grounds.

Murgon Youth Park

The Murgon Youth Park received additional elements to the popular skate park. This has increased both the usable area and ride experience for the region's youth. In addition, two sets of tables and chairs were installed, with a BBQ to be added in the future.

Nanango Race Course Entry

Council in partnership with Nanango Heritage Bank who funded the construction of a new entry into the Nanango Race Course. The project started in October with design finalised in November 2014 to highlight the entry as an extension to the Henry Street upgrade.

Lake Boondooma and Yallakool Park

During the year Council was successful in obtaining a grant from the Queensland State Government to assist with the construction of three (3) new accommodation cabins at both Boondooma and Yallakool recreation areas. The construction of these cabins will greatly assist with providing more opportunity for visitors during the holiday periods to obtain accommodation at these two popular recreation destinations.

Nanango Cemetery

Last financial year, Council started on a redevelopment of the Nanango Cemetery, this project was finalised early this year with the construction, sealing, line marking and garden areas of a new off street car parking area.

Fitzroy Street Streetscape

The centre medians, garden edges and plants received a refurbishment. Fitzroy Street is part of the Nanango Streetscape Project and will compliment works already completed in Henry Street and future scheduled upgrades to Drayton Street.

Weed Spraying

Total 320 hectares of treatment broken down as follows:

- Main Roads: 16.92 Ha
- Local Roads: 90.06 Ha
- Environmental :231.72 Ha (Lantana, Madeira Vine)
- Declared: 80.22 Ha (Giant Rats Tail Grass, Groundsel, Mom, Water Hyacinth, annual ragweed, tree pear)
- Lantana: 231.72 Ha = 2,317,200 sq m = 579.3 kms of dual roadside an average width of two (2) metres approximately 17.83% of our road network.

Feral animal Trapping Program

(Kingaroy Landcare Group, BMRG, Burnett Beef Network)

- 106 Wild Dogs
- 14 Feral Pigs
- 16 Feral Cats
- 41 Foxes
- 88 enquiries
- 62 property inspections and trapping demonstrations
- 51 properties trapped
- 463 traps set over 35,789 Ha

Wild dog and Feral Pig Baiting program

- 105 landholders
- 247 properties

South Burnett Invasive Species Project

(BMRG, Kingaroy Landcare Group)

Landholder assistance program was undertaken across three (3) LGA's treating Honey locust and Parthenium along 80 kilometres of Stuart River and Barambah Creek including 24 landholders and 24 properties. Strategic removal and treatment of Chinese Celtis within Tanduringie and Middle creek Catchments to minimise the impact of future flood events treated 50 Ha across 12 properties.

Future Initiatives:

Mosquito Control

Council's Mosquito Management Program continued this financial year. Continued breeding for *Aedes aegypti* was found in Wondai and Murgon. Treatment of these breeding sites was undertaken.

A number of Gravid Aedes Traps (GAT) were deployed around the South Burnett. To date there have been no *Aedes aegypti* detected any further south than Wondai. Council continues to be vigilant with its monitoring program, which is most active during the spring and summer seasons.

Fire Management

New Fire trails were established and/or prescribed burns undertaken at:

- Mount Wooroolin
- Gordonbrook Dam
- Boondooma Dam
- Malar Reserve
- Nanango Refuse reserve
- Tingoora Reserve
- Booie Reserve
- Proston Town reserves
- Wondai Airport
- Wondai west reserve



Highlights for the year

- State Government announcement of \$2million for the construction of a Rail Trail between Kilkivan and Kingaroy. The Rail Trail will attract more visitors to the South Burnett and extend the stay of those that are in the area. The trail will also provide connectivity to the towns of Murgon, Wondai, Tingora, Wooroolin, Memerambi, Crawford and Kingaroy.
- MOU with Triathlon Queensland to work towards holding a National Event in the South Burnett over the next three (3) years. An event of this nature will bring visitors to the region that may not necessarily otherwise venture into our region and showcase what the South Burnett has to offer. In addition the youth and sporting interest groups would have an opportunity to participate in an elite sport that is normally hosted in coastal communities.
- Finalising and adopting the Council's Waste Management Plan.
- The Pound Street Depot was finally decontaminated after a number of years in the process. This was a big project in which the parameters continued to change due to the unexpected degree of contamination encountered. The site has now been removed from the State Government's Contaminated Land Register. Consequently, there are no development restrictions on this site anymore.
- Transitioning to a new external waste collection service provider.
- Updating and developing information on time for the various functions of the Environment and Waste Services section for the new Council website.
- Two employees from the Environment and Waste Services section represented the South Burnett Regional Council and presented papers on contaminated land remediation and mosquito management, at the State EHA (Environmental Health Australia) Conference held in Toowoomba. EHA is Australia's peak Environmental Health Officer organisation.
- The Environmental Health section of the Council's Environment and Waste Services section was able to host the EHA (Environmental Health Australia) Regional Conference within the South Burnett. The conference was well attended with positive feedback being received from Council representatives within the Darling Downs and Southern Downs region. These regional conferences seek to facilitate networking and partnerships between local regional Council Environmental Health Officers.

Challenges

- Drought makes rolling out Annual weed treatment programs difficult to achieve as for the programs to be effective weed plants need to be actively growing and not in a state of drought stress.

Future Initiatives

- Start construction on various stages of the Murgon to Kingaroy section of the Rail Trail.



Our Environment

Performance Summary

ENV 1 *Our region's environment assets are promoted, protected and enhanced*

ENV 1.1 Consider natural resource management priorities in Council decision making Ongoing

ENV 1.2 Protect and enhance the diverse array of natural assets that exist in the region in accordance with relevant legislation Ongoing

ENV 1.3 Enhance water quality of our region's waterways Ongoing

ENV 2 *Environmentally responsible and efficient waste management*

ENV 2.1 Implement the Regional Waste Management Strategy Completed



Organisational Excellence

Ensuring the long term financial viability of the region whilst providing public accountability in financial management and effective administration.



Key Projects

✓	Kingaroy Depot Link	Completed
✓	Upgrade to Nanango I.T. Storage Facility	Completed
→	Tablet Deployment	Progressing
→	Records Management System Upgrade	Progressing
○	Plant and Fleet Replacement	Ongoing
○	Operational Plant Monitoring	Ongoing

Council Two Way Radio

The two way radio project provides the councils workforce with communications within areas that currently have poor Telstra coverage and enables GPS tracking on both the vehicles mounted and hand held radios.

The units enable communication on the standard UHF frequencies for collaboration with contractors on work sites. The new features improve overall safety for remote workers with options like "Man down" and "Lone Worker" now available

The systems flexibility leverages on councils private IP microwave network allowing councils workforce to operate as a whole on a shire wide frequency. Individual communication groups can also operate independently for isolated work projects as required. The repeaters signal covers an extensive portion of the shire and are located in Murgon, Blackbutt, Kingaroy Preston and Durong. Further improvements will be addressed if areas identified outside of this scope are still deemed to have poor signal coverage.

Kingaroy Depot Link

The link's capacity increase will support the ever-increasing requirement of network resources, and allow for a large amount of growth. The link allows Kingaroy Depot site to be used as a repeater that may be required at the new water treatment plant.

Capacity Upgrade Nanango Office

Nanango is Council’s IT disaster recovery site. Data was being replicated here at one hour blocks. Due to storage growth, the link between Kingaroy and Nanango was becoming saturated, and this impacted on the connection speed of staff computers. The capacity upgrade will support Council’s data replication while improving the user experience for staff.

Tablet Deployment

Installation of corporate software for tablet computers was completed and they are about to be distributed to staff members. This will allow remote connections back into the Council’s network, allowing Council inspectors to be efficient. The Enterprise Asset Management Suite has also been installed.

Financial Planning

The key Financial Planning documents as required under the *Local Government Regulation 2012* are part of the preparation for the 2015 Financial Year Budget. Council developed the elements of the Financial Plan:

- A five (5) year Corporate Plan,
- An Annual Budget – for the current year and the next two financial years,
- Relevant Measures Of Sustainability – for the current year and the next nine financial years,
- A Long Term Financial Forecast – covering a period of at least 10 financial years,
- A Long Term Asset Management Plan – for 10 financial years or more.

These key documents are adopted by Council at the annual Budget meeting.

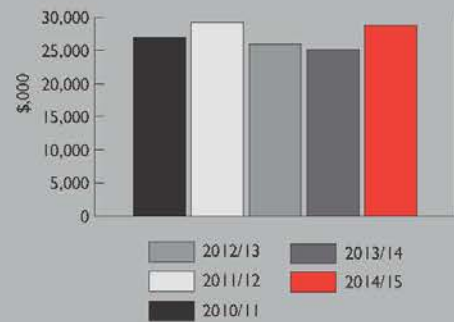
Council is also required to adopt the following financial policies:

- **Investment Policy** – which identifies Council’s philosophy and strategy for investment including risk management and investment objectives and expectations
- **Debt Policy** - the new borrowings planned for the current financial year and the next nine (9) financial years, and the period of repayment of existing debt
- **Revenue Policy** - the principles that the Local government intends to apply in the financial year for levying rates and charges, granting concessions for rates and charges, recovering overdue rates and charges, and cost-recovery fees.

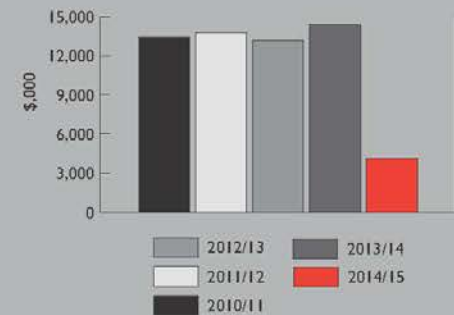
These policies are reviewed by Council on an annual basis as part of the Budget development and adoption process.

A further key element of Financial Planning is that any new projects will be considered in terms of their whole of life costing which, in Council’s case, is a particular consideration for projects identified in the Debt Policy.

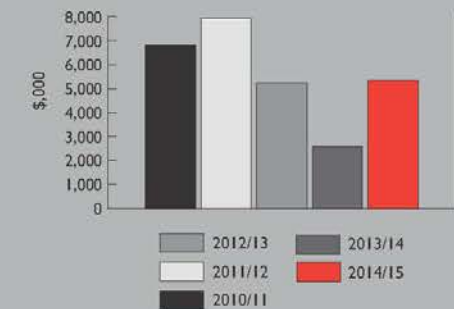
Organisational Excellence: Total Income



Organisational Excellence: Total Expenditure



Organisational Excellence: Grant Revenue



Long Term Financial Forecast

As part of the adoption of the 2015 Financial Year Budget, Council also adopted the Long Term Financial Forecast. The forecast covered a 10 year period to the year 2024 and included the forecast for:

- Comprehensive Income Statement
- Balance Sheet
- A Statement of Financial Position
- A Statement of Cash Flow
- A Statement of Changes in Equity
- The relevant measures of financial sustainability

The development of the annual and long term forecast is a comprehensive process which commences with the initial Budget provisions prepared by the respective managers, and consolidated to build the first draft. A number of iterations of the Budget are developed following meetings with the Budget Managers, General Managers and Council. For the preparation of the 2015 Budget, which was developed during the year in review, the process began in January 2014, and is informed by a series of strategic workshops with Council. These workshops facilitate the operational and capital investment focus for the current year and the next nine financial years. In addition, borrowing levels, the level of restricted cash, capital budgets, and other relevant sustainability indicators are discussed.

Long Term Borrowing Strategy

During the year under review the Asset Management Plans informed the Budget in terms of the level of capital expenditure requirements for the next 10 years, to refurbish and develop Council’s assets to meet service level requirements. As part of the development of the 2015 Budget, a 10 year borrowing path was established for the renewal and refurbishment of critical assets, particularly for Water and Waste Water service delivery. Borrowings have also been proposed for the ongoing bridge replacement program and recommended implementation of the Waste Management Strategy. In the 2015 year, \$9,738,400 was drawn down mainly for the bridge replacement program and the new water infrastructure.

Asset Management Plans

Long Term Asset Management Plans were first adopted by Council during the 2012 financial year. These plans are to be reviewed annually.

The Asset Management Plans have better informed Council’s ongoing investment in its Asset Base. As a result, a significant borrowing program has been identified as essential to undertake key projects throughout the region.

One such essential project is the Kingaroy Waste Water Treatment Facility which is estimated at \$26 million. Debt servicing for the necessary loans have been factored into the Long Term Financial Forecast. Council will also apply for any external funding which may become available in subsequent financial years.

Financial Sustainability

The *Local Government Regulation 2012* requires that the following measures of financial sustainability (sustainability ratios) must be included in the budget and form part of the audited Financial Statements:

- Operating Surplus Ratio;
- Asset Sustainability Ratio; and
- Net Financial Liabilities Ratio.

Also included in the Financial Statements are the ratios for the next nine financial years based on the forward revenue and expenditure projections. The actual results are shown in the table below:

Ratio	What the Ratio Means	Industry Target/ Measure	Ratio based on Actual Performance	
			2014	2015
Operating Surplus Ratio	This is an indicator of the extent to which revenues raised cover operational expenses only or are available for capital funding purposes or other purposes. A positive ratio indicates that surplus revenue is available.	Between 0% and 10%	-1%	15.1%
Asset Sustainability Ratio	This ratio indicates whether a local government is renewing or replacing existing non-financial assets at the same rate that its overall stock of assets is wearing out.	Greater than 90%	314%	173.5%
Net Financial Liabilities Ratio	This is an indicator of the extent to which the net financial liabilities of a local government can be serviced by its operating revenues. A ratio less than zero (negative) indicates that current assets exceed total liabilities. Therefore the local government appears to have significant financial capacity and the ability to increase its loan borrowings if necessary.	Less than or equal to 60%	2%	13.8%

Highlights for the year

- Finalised implementation of the business system in the finance environment.
- Enhanced control accounts reconciliation.
- Implemented audit recommendation focussed on procurement internal controls.
- Appointed a Procurement Coordinator to oversee contract management.
- Organised preliminaries for implementation of the pre-qualified supplier arrangement.
- Implemented AASB 116 ruling related to assets residual value.

Challenges for 2016/17

- Establish an Asset Management Team to focus on the redevelopment and future implementation of the Asset Management Plans.
- Review Asset Management Policy and develop relevant procedures.
- Implementation of the pre-qualified supplier arrangement.
- Prepare for the implementation of AASB 124 Related Party Disclosures for Not for Profit Public Sector Entities.

Business System

Highlights for the Year

- Updated ECM (records management) to comply with the standards set by the Queensland State Archives
- Established groundwork for the implementation of Ci Anywhere (mobility devices utilised anywhere, anyplace, anytime)
- Commenced application of business intelligence dashboards for senior management (operational monitoring at a glance)
- Coordinated stakeholder ownership regarding assets accountability
- Improved functionality and utilisation of the business system

Challenges for 2016/17

- Implementation of the following modules: Enterprise Cash Receipting; Grants and E-services (lodgement of functionality into Council such as electronic viewing of planning applications; payment of rates bills etc.)
- Commence implementation of Ci Anywhere and mobility



Plant and Fleet

Highlights for the Year

- Capital spend for the year amounted to \$3.2 Million to modernise plant fit for purpose, Council now has Extensive plant and fleet composing of heavy equipment (54), trucks and transport (51), and light vehicles (126)

Challenges for 2016/17

- Continuing to provide fit for purpose equipment to support ground operations
- Sustained level of plant and fleet maintenance services

Customer Contact

Customer Contact has seen the new TechnologyOne system implemented. This has brought a number of different improvements to the service level that customers receive, bringing all customer information together into one system.

Roll out of the part payments of rates and water notices has been a great success. Part payment of rates and water notices provides the customer with a number of options to pay their rates. Council offers more than seven ways for ratepayers to pay their combined rates and water notices, including the popular option of direct debit payments which can be scheduled weekly, fortnightly or monthly through their nominated banks.

Customer Contact staff face specific challenges around ensuring that the best customer experience and outcome is delivered both internally and externally. The position of coordinator has evolved to be one of support and assistance to ensure that Customer Contact staff are adequately resourced to deliver on Council's standards of service.

Customer Contact staff will be undertaking training in a number of areas to provide greater support for staff to undertake their day to day duties. This includes on the job Tech 1 business training in customer requests, armed hold up training, and Commissioner of Declarations training.

The HARRY information reference resource will also receive a more concentrated approach to updating content information for use by Customer Contact staff.

Phone Statistics

Calls Statistics – Due to phone system error, statistics were not recorded for August, December, February, March and April. However there was an estimate of 48,651.

Calls through call centre	15,460
---------------------------	--------

Customer Requests

Department	Total
Environmental	2,846
Infrastructure	3,125
Building/ Plumbing and Planning	60
Natural Resources Management and Parks and Gardens	438
Properties	78
Communities	3
Finance	31
TOTAL	6581

Total Receipts	25,035
----------------	--------

Conferences and seminars

Mayor

- LGAQ Regional and Economic Development Conference
- ROC Assembly
- Destination Q Forum 2014
- 2014 Southern Qld Tourism Industry Conference
- LGAQ 118th Annual Conference
- LGAQ 2014 Media and Communication Forum
- National Export and Innovation Conference
- Regional Round Table, Cairns
- TSBE - Agriculture Investment Forum
- TSBE Event
- National General Assembly - Canberra
- TSBE Event -Thought Leadership Luncheon
- TSBE Event - The Middle East

Cr Campbell

- LGAQ 118th Annual Conference
- Finance Summit
- National General Assembly - Canberra

Cr Tessmann

- National Local Roads and Transport Congress

Cr Heit

- Women in Local government Qld Leadership Summit 2014
- Elected Members Update
- Diploma of Local government - Elected Members
- Diploma of Local government - Elected Members

Organisational Excellence

Performance Summary

EXC 1 Effective financial management

- EXC 1.1 Develop and implement long term financial plans Ongoing
- EXC 1.2 Optimise Council’s revenue, based on realistic and equitable policies and practices Ongoing

EXC 2 Effective business management

- EXC 2.1 Develop and implement information and technology solutions that meet corporate and customer needs Ongoing
- EXC 2.2 Ensure document management systems and practices cover the full range of Council’s activities and are compliant with statutory requirements Ongoing

EXC 3 A skilled and sustainable workforce

- EXC 3.1 Develop a Strategic Human Resource Management Plan Ongoing
- EXC 3.2 Continue to promote a ‘safety first’ environment Ongoing
- EXC 3.3 Enhance an organisational culture which reflects our shared vision and values Ongoing

EXC 4 Ethical, accountable and transparent decision-making

- EXC 4.1 Develop a governance framework that delivers sound organisational management Ongoing

EXC 5 Effective advocacy and strategic partnerships

- EXC 5.1 Develop and maintain close and productive working relationships with relevant stakeholders Ongoing
- EXC 5.2 Advocate Council’s strategic and operational position on key issues to government sectors Ongoing

EXC 6 Quality customer service

- EXC 6.1 Develop customer service standards Ongoing



Infrastructure

Providing and maintaining essential road, water and sewerage services and support the provision and use of infrastructure that sustains our community.



Key Projects

✓	2014/15 Reseal Program	Completed
✓	River Road Trunk Sewer Main	Completed
→	Gordonbrook Water Treatment Plant	Progressing
→	Kingaroy Wastewater Treatment Plant	Progressing

Infrastructure Roads and Drainage

Infrastructure Roads and Drainage, within the Infrastructure Services Department, are responsible for the management of Capital and Maintenance Work relating to roads. This includes Department of Transport and Main Roads (DTMR), Council's roads (sealed and unsealed), bridges, car parks, drainage and footpaths.

Roads and Drainage have 89 skilled staff working across fields including Administration, Technical Support, Supervision, Plant Operation and General Labouring.

Road construction and maintenance continues to be a high priority for Council with a total expenditure of \$19.76M for the financial year. This made up a budgeted investment in roads and associated infrastructure of:

- Maintenance - Roads, drainage and footpaths \$7.31M
- Construction - Roads and bridges \$12.45M

Corporate/Operational Target – 100% expenditure of allocated budget
Performance – 96% expenditure

Construction

Council receives a significant amount of its funding from Federal and State Government through external funding including:

- Roads to Recovery (RTR);
- Traffic Infrastructure Development Scheme (TIDS);
- Regional and Local Community Infrastructure Program (RLCIP); and
- Queensland Rails (QRAIL).

Additional capital works projects are funded through Council's own revenue.

Roads, drainage, construction, and rehabilitation works commenced or completed during the year included:

Queensland Rail (QRAIL)

Projects	Description
Mundubbera Durong Road	Realignment and seal widening
Maidenwell Bunya Mountains Road	Reshape and seal
Bunya Hwy (Kingaroy – Goomeri)	Passing lane north of Wooroolin

Transport Infrastructure Development Scheme (TIDS)

Gayndah Hivesville Road – Sunday Creek Bridge	Raise bridge
Kumbia Brooklands Road – Stuart River Bridge	Replace bridge and approaches

SafeST

Nil

Roads to Recovery (RTR)

Markwell Street	(Kingaroy to Pound) Pavement Rehabilitation
Ironpot Road	Seal and widen
Brights Road	Seal and widen

Our Revenue

Minmore Road	Upgrade seal pavement to crest
Semgreens Road	Upgrade missing link to seal pavement
Kumbia Road	Upgrade sealed pavement - overlay
Venman Street	Reconstruction of pavement, kerb and channel
Dalby Street	Upgrade to sealed pavement
Campbells Road	Concrete Invert/Drainage upgrade
Main Street	Pavement Rehabilitation
Pine Street – Miller to Morris Street	Upgrade drainage, kerb and channel
Coulson Street – Pine to Muir Street	Upgrade drainage, kerb and channel
Railway Street – Cul-de-sac	Upgrade drainage, kerb and channel
Coulson Street	Stormwater upgrade

Regional Footpath Program

Albert Street, Kingaroy	Blake Street, Proston	Burnett Street, Nanango	Gore Street, Murgon
-------------------------	-----------------------	-------------------------	---------------------

Natural Disaster Resilience Projects

Sandy Creek Pedestrian Bridge, Nanango	Horse Gully Flood Mitigation, Nanango	Dingo Creek Pedestrian Bridge, Wondai
--	---------------------------------------	---------------------------------------

Reseal Projects

Alexander Lane	Andrew Street	Bulter Drive	Cemetery Access
Almond Road	Bonds Road	Bunya Way	Chester Street
Anderson Road	Bramston Lane	Burrows Street	Chester-Le Street
		Butts Lane	Clapperton Road
		Cairns Street	Cloyna West Road

Coase Lane	Main Street
Cobby Road	Martin Crescent
Coomba Waterhole Road	Mckenzie Road
Cooper Street	McLucas Crescent
Corbett Street	Middle Creek Cooyar Road
Cosy Dell Lane	Millis Way
Cranitch Street	Muir Street
Creek Street	Munro Street
Crofton Street	Myrtle Court
Denmark Road	North Street
Diggins Road	Nukku North Road
Douglas Street	Nutt Street - 2nd Seal
Douglas Street - 2nd Seal	Palace Lane
Dunfords Road	Parsons Street
Elizabeth Place	Pine Street - 2nd Seal
Embrey Road	Pitts Road
Frederick Street	Pool Street
George Green Road	Railway Street
George Street	Rifle Range Road
Gipps Street	Rippingale Street
Gipps Street North	Rose Road
Grant Road	Scott / Hathaway Street - 2nd Seal
Greenhills Drive	Scotts Close
Grey Street	Shiraz Court
GS Wilson Road	Stonelands Road
Haager Drive	Susan Crescent
Hamilton Road	Tanduringe School Road
Hardgrave Road	Tesch's Road
Hilary Street	Thomas Street
Hines Road	Thompson Street - 2nd Seal
Hodge Street	Tom Smith Drive
Hohnke Road	Webbers Bridge Road
Howlett Lane	Wellers Road
Janice Court	Wesslings Road
Jellicoe Street	West Wooolin Road
John Street	William Webber Road
Jones Street	Williams Road
Kassulke Road	Wilson Road
Kate Street	Youngs Lane
Kemp Street	
Langton Road	
Langton Road - 2 Seal	
Logans Road	

Department of Transport and Main Roads

Council continues to deliver its Routine Maintenance Performance Contract (RMPC) to DTMR. This year's contract totalled \$1,626,000 inclusive of reseal preparation and gravel resheeting. Council completed

100% of this year's contract.

Corporate/Operational Target – A minimum 100% expenditure of total allocated budget

Performance – 96% expenditure

Maintenance

Council's road maintenance program continues to be a challenge to deliver community expectations. Delivering a safe sealed and unsealed road network to a level of service acceptable to the community continues to be our main focus.

New cold room at the Nanango Cultural Centre

Nanango Culture Centre is an important hall hosting community meetings, training sessions, workshops, weddings, art shows, film festival and much more in the Nanango community. The centre was effected by burst water pipes, rising damp, damaged pliers, rotten timber floor boards, inefficient air flow under building and damaged cold room. This led to a major repair project to reroof the building, install new guttering, downpipes, drinking water tank, installation of extraction fans to circulate air under the building, removal of gardens from around building, removal of old cold rooms and the installation of new cold room.

Reroofed the South Burnett Private Hospital

Major rainfall events in 2011 and 2013 lead to major water leaks in the hospital wards, hallways and consult rooms. Council invested into removing the air conditioning systems from the roof and placing them onto the ground, replacing the low and flat roof, rewiring the old electrical wiring, replaced the fire alarm and detection system, new fire panel, damaged ceiling and repainting of the wards. At the same time the Federal Government approved Pulse Health and South Burnett Regional Council to spend the remainder of grant money on the renovation of wards to make the rooms meet private hospital standards. This included upgrading the amenities, vanity units in each of the ward rooms, new bed heads with the correct power supply, nurse call system, new floor covering and painting of rooms.

Challenges

- Renovating the South Burnett Private Hospital while the hospital staff continued to provide medical care to patients
- Loss of Murgon Pool facility for the summer swimming season whilst undergoing refurbishment and having families travel to other pools to continue swimming lessons and training

- Sourcing of funding to rebuild Murgon Pool amenities, change rooms, kiosk etc

Future Initiatives for the 2015-16 Financial Year

- Construction of Murgon Pool kiosk, amenities, change rooms
- New shade structure at Kingaroy Pool
- Construction of new amenities and laundry at Wondai Caravan Park
- Re-roof Murgon PCYC

Water and Wastewater Infrastructure

Significant investment into the Region's Water and Wastewater networks has continued during 2014/15.

In 2014/15 \$1.325 million was spent replacing a total of 9,875 metres of Water Mains across the region including:

- Nanango 750m
- Kingaroy 2500m
- Murgon 875m
- Wondai 1350m
- Proston 4400m

The Sewer relining is a process for repairing damaged sewer pipes which does not involve significant excavation; instead it places a new internal sleeve inside old, cracked sewer pipes. The process is undertaken by heating PVC pipe until it is soft and winching the soft pipe through the damaged sewer pipe between existing sewer manholes. Steam is then injected into the new PVC pipe so that it expands and forms to the existing sewer main which creates a brand new sewer line.

Utilising sewer relining technology enables Council to cost effectively repair damaged sewer pipelines and to minimise disturbances to the community through unnecessary earth works.

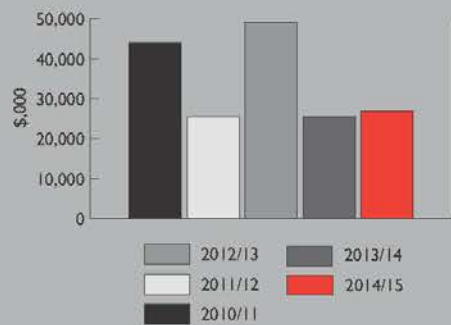
The distances of the sewer systems that have been relined this year include:

- Kingaroy 4393m
- Murgon 4978m
- Wondai 4751m
- Nanango 3904m

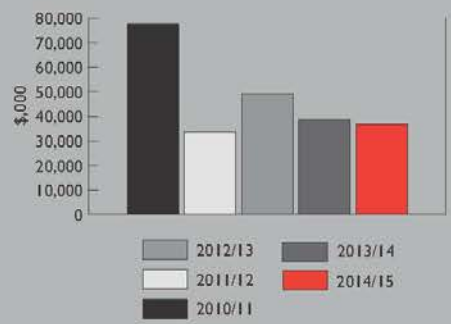
River Road Trunk Sewer Main – Kingaroy

The sewer main along River Road in Kingaroy suffered significant damage during the floods in 2011 and again in 2013. As part of the funding provided to Council from both state and federal governments the section of the sewer main along River Road was removed and replaced. This has resulted in a more robust and easily serviceable sewer main which can cater for growth within the town and has also resulted in better delivery of raw sewage to the existing sewage treatment plant.

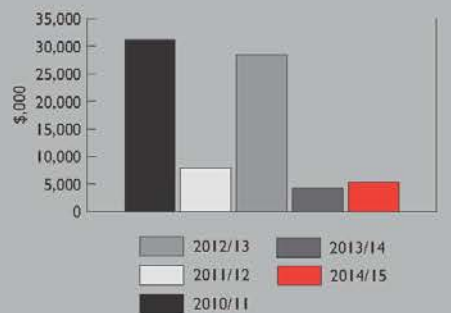
Infrastructure: Total Income



Infrastructure: Total Expenditure



Infrastructure: Grant Revenue





Above: Progress of construction work at the new Kingaroy Wastewater Treatment Plant in April 2014. The existing Kingaroy Wastewater Treatment Plant in the foreground.



Above: Progress of the upgrade works at Gordonbrook Water Treatment Plant – June 2015

Kingaroy Wastewater Treatment Plant Upgrade

After an extensive tender submission process Aquatech Maxcon was awarded the contract to construct a new wastewater treatment plant on Hodges Road in Kingaroy.

Estimated Total Project Cost: \$26 million, including \$10 million in grants from the State Government.

The new plant will utilise a sewage treatment process that is new to Australia known as Nereda. This Australian first technology is hailed as a cost-effective, sustainable and simple solution for sanitation. It offers vastly improved wastewater treatment capabilities for a significantly lower investment and reduced running costs. The upgrade includes increased capacity to allow for future development of Kingaroy. The main benefits of this new innovative technology include:

- Improved water quality being discharged to the Stuart River Catchment
- Improved safety standards for operators
- Improved separate disposal facility for the whole of the shire
- Class A treated water to be available for irrigation of local sporting fields and golf club
- Significant local employment and business demand created during construction

On ground works commenced in January 2015 with completion of the project planned for late 2016.

Gordonbrook Water Treatment Plant

After an extensive tender submission process Ipswich based Aquatech Maxcon was awarded the contract to upgrade the Gordonbrook Water Treatment Plant which supplies Kingaroy with potable water:

Estimated total project cost: \$10 Million including \$680,000 in grants from the State Government under LGGSPIS.

The upgrade of the existing treatment plant will see the installation of Dissolved Air Flootation over Filters (DAFF) units, the installation of a lamella plate clarifier, upgrades to the clear water pumping facility and integration of existing plant, as well as new control and operations building.

The upgraded plant will also have an increased capacity.

Project benefits of the upgraded water treatment plant include:

- Improved potable water quality provided to customers
- Increased automation and reduced operational hours
- Significant local employment and business demand created during construction
- Increased capacity to allow for future development of Kingaroy

On ground works commenced in January 2015 and will continue through to the commissioning of the new plant by April 2016.


Infrastructure

Performance Summary

INF 1 *Infrastructure that meets our communities needs*

INF 1.1	Provide and maintain appropriate infrastructure to meet community needs	Ongoing
INF 1.2	Further develop Asset Management Plans	Ongoing





Statutory Requirements

Page 76 - SBRC Annual Report 2014/15

Revenue Policy

In accordance with Section 190(1)(d)(ii) of the *Local Government Regulation 2012* Council reports on the following levies and charges:

Separate Charge - Environmental Levy 2014/15

That in accordance with Section 92(5) of the *Local Government Act 2009* and Chapter 4 Part 8 of the *Local Government Regulation 2012* and on the basis of the principles laid down in Council's Revenue Statement, Council make and levy a Separate Charge - Environmental Levy of \$26 for the year ended 30 June 2015 to be levied equally on all rateable properties within the Council area for the purpose of funding projects specifically for the protection of the environment. Such projects have been identified as:

- To design and implement natural resource management strategies or plans at a local or regional scale;
- To implement on ground works for the enhancement and protection of areas identified as having significant environmental values within the South Burnett Region such as reserves, waterways, flora and fauna habitats, remnant vegetation, cultural or heritage significant sites etc;
- To design and implement renewable energy initiatives to address climate change issues;
- To address salinity and water quality issues in the South Burnett Region;
- To address declining remnant vegetation issues in the South Burnett Region;
- To research control measures, carry out field trials and eradication works for environmental weeds identified in Council's Pest Management Plan;
- To deliver Natural Resource Management training to Council staff and community organisations;
- To develop education and awareness materials relevant to Natural Resource Management and Sustainable communities within the region;
- To purchase land for conservation purposes;

The time for implementing the overall plan is one (1) year commencing 1 July 2014 and ending 30 June 2015; and

This levy generated total revenue of \$458,663 (including interest of \$3,932) for the 2014/15 financial year.

Environmental Levy expenditure for the 2014/15 financial year was:

Programs	Allocation
Environmental Levy Operating Expenses	\$83,129
Biodiversity Programs	\$599,549
Significant Environment Areas Operating Expenses	\$18,805
Fire Management Programs	\$732,920
Total	\$250,023

\$291,522 will be carried forward to 2015/6.

Special Charge - Rural Fire Brigades 2014/15

That in accordance with Section 92(3) of the *Local Government Act 2009* and Part 6 of the *Local Government Regulation 2012* and Section 128a of the *Fire and Emergency Services Act 1990*, Council will make and levy a special charge of \$25.00, on all rateable land within the region, other than rateable land that is liable to pay an urban fire district levy (pursuant to section 107 of the *Fire and Emergency Service Act 1990*).

Revenue raised will fund the ongoing provision and maintenance of rural fire fighting equipment for the rural fire brigades that operate throughout the rural areas of the South Burnett Region.

The overall plan for the Rural Fire Levy is as follows:-

- a) The rateable land to which the plan applies is all rateable land within the region, other than rateable land that is liable to pay an urban district fire levy (pursuant to Section 107 of the *Fire and Emergency Services Act 1990*).
- b) The service, facility or activity for which the plan is made is the ongoing provision and maintenance of rural fire fighting equipment for the rural fire brigades that operate throughout the rural areas of the region.
- c) The time for implementing the overall plan is 1 year commencing 1 July 2014 and ending 30 June 2015.
- d) The estimated cost of implementing the overall plan is \$223,800.

Area	Allocation
Abbeywood/Hivesville	nil
Ballogie	\$22,675
Booie Rise	\$3,974
Brigooda	nil
Brooklands	\$10,729
Bullcamp	\$1,788
Bunya Mountains	\$7,153
Cloyna	\$12,724
Coverty	\$9,934
Dangore	\$795
Durong	nil
East Nanango	\$8,743
Glencoe	\$4,073
Gordonbrook	\$7,451
Keysland	nil
Kunioon Hodgeleigh	\$4,967
Maidenwell District	\$7,947
Malar Booie	\$8,941
McEuen	\$14,901
Mondure District	\$10,133
Rocky Creek	nil
Sandy Ridges	\$9,934
South Nanango	\$15,398
Speedwell	nil
Stuart River	\$12,418
Tablelands	nil
Taromeo	\$20,862
Waringa	nil
Wattle Grove	\$1,093
Wattlecamp	\$9,941

This levy generated revenue of \$220,660 for the 2014/15 financial year which was distributed to brigades during the year.

Separate Charge - Waste Management Levy 2014/15

That pursuant to Section 92(5) of the *Local Government Act 2009* and Section 37 of the *Local Government Regulation 2012*, Council makes a separate charge of \$117.00 per rate assessment for the 2014/15 financial year to be levied equally on all rateable assessments.

The separate charge will be called the Waste Management Levy and will fund a service, facility or activity identified as:

- (a) Providing and maintaining waste facilities and services that are not met from other fees and charges collected on a user pays basis; and
- (b) Meeting public expectations in matters of disposal of refuse that affect public health and visual amenity of the area
- (c) Rehabilitation of closed Waste Disposal sites

The levy generated a total revenue of \$2,050,150.80 in the 2014/15 reporting period.

Separate Charge - Community Rescue and Evacuation 2014/15

That in accordance with Section 92 (5) of the *Local Government Act 2009* and Chapter 4 Part 8 of the *Local Government Regulation 2012* and on the basis of the principles laid down in Councils Revenue Statement, Council make and levy a Separate Charge - Community Rescue and Evacuation Levy of \$4 per annum for the year ended 30 June 2014, to be levied equally on all rateable properties within the Council area for the purpose of sponsoring the airborne emergency rescue and evacuation transport providers that service the South Burnett Region.

The levy generated a total revenue of \$70,099.21 in the 2014/15 reporting period.

Concessions on various Special, Separate and Utility Charges

That in accordance with the provisions of Chapter 19 of the *Local Government Regulation 2012*, Council grant a concession off various rates and charges for the financial period ending 30 June 2014 as identified hereunder:

Land Owned By a Religious Entity:

(a) Churches, Church Halls and Pastor's Residences

- Remission of Environmental Levy and Waste Management Levy

(b) Schools (including vacant land used in conjunction with School)

- Remission of Environmental Levy and Waste Management Levy

(c) Aged Care Facilities

- Remission of Environmental Levy and Waste Management Levy

Land Owned by a Community Entity

(a) Queensland Country Women Associations

- Remission of Environmental Levy and Waste Management Levy

- Remission of Water Access Charges, Sewerage Charges and Waste Collection Charges

(b) Scout Associations, Girl Guides Associations and Blue Light Organisations

- Remission of Environmental Levy and Waste Management Levy

- Remission of Water Access Charges, Sewerage Charges and Waste Collection Charges

(c) Kindergarten, Child Care, Endeavour, Senior Citizen and other Welfare Facilities

- Remission of Environmental Levy and Waste Management
- Remission of Water Access Charges, Sewerage Charges and Waste Collection Charges

Land used for Showgrounds or Horseracing:

(a) Showgrounds

- Remission of Environmental Levy and Waste Management
- Remission of 75% of cost of water access, sewerage and waste collection charges provided to showground's facilities. Services provided to commercial activities such as caravan parks, sub-leases or recreational facilities are not exempt.

(b) Race grounds

- Remission of Environmental Levy and Waste Management Levy
- Remission of Water Access Charges, Sewerage Charges and Waste Collection Charges

Land used for Charitable Purposes:

(a) Aged Care Facilities – Non Religious

- Remission of Environmental Levy and Waste Management Levy

(b) Charitable Organisations

- Remission of Environmental Levy and Waste Management Levy

Land used for other Community Purposes:

(a) Community Owned Halls

- Remission of Environmental Levy and Waste Management Levy

(b) Museums, Theatres etc

- Remission of Environmental Levy and Waste Management Levy
- Remission of Water Access Charges, Sewerage Charges and Waste Collection Charges

(c) Sporting Groups and Associations

- Remission of Environmental Levy and Waste Management Levy,
- Remission of Water Access and Sewerage Charges

Concession of Water Consumption Charges - Haemodialysis Machines

Council has determined that where ratepayers or residents require the use of a Haemodialysis machine for health reasons, then Council will grant a remission of water consumption charges.

That, in accordance with Chapter 4, Part 10 of the *Local Government Regulation 2012*, Council allow an annual remission of 190Kl on the water usage to any patient who qualifies for and operates a home Haemodialysis machine supplied by Queensland Health.

Waiving of Minimum General Rates

Council has determined that some classes of properties should be exempt from the minimum general rate. Generally these properties are small parcels of land used for a pump site or small parcels of land worked in conjunction with other properties held in the same ownership.

That in accordance with Chapter 4, Part 10 of the *Local Government Regulation 2012*, Council grant an exemption from the requirement to pay the Minimum General Rate for properties identified hereunder:

- (a) Any rateable land held as a Permit to Occupy for water facility purposes, namely bore and pump site and associated purposes only.
- (b) Properties that are small parcels of land worked in conjunction with properties held in the same ownership.

Councillor's Remuneration

In accordance with Section 42(5) of the *Queensland Local Government Regulation 2012*, the following remuneration be paid to the Mayor, Deputy Mayor and Councillors of the South Burnett Regional Council in line with the report of the Local Government Remuneration Tribunal Report gazetted in Vol. 364, No. 86 on 13 December 2013 and that the rates of remuneration to be effective from 1 July 2014 be as follows:

- Mayor - 80% of the rate payable to a member of the Queensland Legislative Assembly being \$117,523.
- Deputy Mayor - 50% of the rate payable to a member of the Queensland Legislative Assembly being \$73,452.
- Councillor – 42.5% of the rate payable to a member of the Queensland Legislative Assembly being \$62,434.

Reimbursement of Expenses and Provision of Facilities for Councillors Policy
(Adopted 27 August 2014)

LEGISLATIVE AUTHORITY

The *Local Government Regulation 2012* legislates that Council must maintain a policy providing for payment of reasonable expenses incurred, or to be incurred, by Councillors for discharging their duties and responsibilities as Councillors and provision of facilities to the Councillors for that purpose.

The Expenses Reimbursement Policy for Councillors must be consistent with the five local government principles under section 4(2) of the *Local Government Act 2009* (the Act) and meet the financial sustainability criteria under section 104 of the Act.

The *Local Government Regulation 2012* legislates that Council must in its Annual Report detail the expenses incurred by each Councillor during the year under the local government's expenses reimbursement policy.

BACKGROUND AND/OR PRINCIPLES

Pursuant to section 250 and 251 of the *Local Government Regulation 2012* Council is required to adopt an Expenses Reimbursement Policy that provides the payment of reasonable expenses incurred, or to be incurred, by Councillors for discharging their duties and responsibilities as Councillors and the provision of facilities to Councillors for that purpose.

POLICY STATEMENT

This policy ensures that Council's reimbursement of expenses incurred by Councillors and facilities provided to Councillors is consistent with the local government principles and financial sustainability criteria as defined in the *Local Government Act 2009*.

The local government principles are:

- a) transparent and effective processes, and decision-making in the public interest; and
- b) sustainable development and management of assets and infrastructure, and delivery of effective services; and
- c) democratic representation, social inclusion and meaningful community engagement; and
- d) good governance of, and by, local government; and
- e) ethical and legal behaviour of councillors and local government employees.

Furthermore, additional principles that underpin this policy are:-

a) Public Interest

The use of public monies in the public interest by responsible budgeting and accounting.

b) Fair and Reasonable

Fair and reasonable allocation of Council resources in the form of allowances, facilities and other benefits, to enable all Councillors to conduct the duties of their office.

c) Transparent

Transparent decision-making by the public disclosure of policy and resolutions.

d) Accountability

Accountability for expenditure and use of facilities through full justification and acquittal.

Councillors should not be financially disadvantaged when carrying out their roles and should be fairly and reasonably compensated in accordance with statutory requirements and community expectations. Councillors should not receive a private benefit through their role as a Councillor and as such this policy provides for actual reimbursement of legitimate expenses and full disclosure through appropriate accountability requirements.

PAYMENT OF EXPENSES

Expenses will be paid to Councillors in accordance with the relevant administrative processes as approved by the Chief Executive Officer. Wherever possible most expenses will be booked and paid for by Council in advance. Councillors making a claim for legitimate expenses incurred for Council business must submit the appropriate form detailing the relevant expense within one (1) month of the expense being incurred or invoiced.

Professional Development

Council will pay for/reimburse expenses incurred for:

- mandatory professional development; and
- discretionary professional development deemed essential for the Councillor's role and approved by Council.

Travel as required to represent Council

Council may reimburse local and in some cases interstate and overseas travel expenses (e.g. flights, car, accommodation, meals and associated registration fees) deemed necessary to achieve the business of Council where:

- a Councillor is an official representative of Council; and
- the activity/event and travel have been endorsed by resolution of Council.

Councillors are to travel via the most direct route, using the most economical and efficient mode of transport. Council will pay for reasonable expenses incurred for overnight accommodation when a Councillor is required to stay outside the South Burnett region.

NOTE: Any fines incurred while travelling in Council-owned vehicles or privately owned vehicles when attending Council business, will be the responsibility of the Councillor (driving or in charge of the motor vehicle) incurring the fine.

Travel bookings

All Councillor travel approved by Council will be booked and paid for by Council. Economy class is to be used where possible although Council may approve business class in certain circumstances. Airline tickets are not transferable and can only be procured for the Councillor's travel on Council business. They cannot be used to offset other unapproved expenses (e.g. cost of partner or spouse accompanying the Councillor).

Travel transfer costs

All travel transfer expenses associated with Councillors travelling for Council approved business will be reimbursed, e.g. trains, taxis, road tolls, buses and ferry fares. Cab charge vouchers may also be used if approved by Council where Councillors are required to undertake duties relating to the business of Council.

Accommodation

All Councillor accommodation for Council business will be booked and paid for by Council. Council will pay for the most economical deal available. Where possible, the minimum standards for Councillors' accommodation should be three star rating. Where particular accommodation is recommended by conference organisers, Council will take advantage of the package deal that is the most economical and convenient to the event.

Meals

Council will reimburse costs of meals for a Councillor when:

- the Councillor incurs the cost personally and can produce original documents sufficient to verify the actual meal cost; and
- the meal was not provided within the registration costs of the approved activity/event; and
- during a funded flight.

The following limits are considered to be reasonable for reimbursement by Council.

- Breakfast - \$ 30.00 inc GST

- Lunch - \$ 30.00 inc GST
- Dinner - \$ 60.00 inc GST

Should the cost be for a greater value than those listed above and the cost is deemed reasonable by the Chief Executive Officer, then reimbursement for the full cost may be provided.

Hospitality

Council may reimburse the Mayor up to \$2,000 per annum for hospitality expenses deemed necessary in the conduct of Council business. Each Councillor may claim up to \$500.00 per annum for hospitality expenses deemed necessary in the conduct of Council business. In claiming hospitality expenses, a Councillor or the Mayor, will be required to complete the relevant form to identify why the hospitality occurred and who attended.

Responsibility

Councillors accept full responsibility for the accuracy of each claim. Failure to comply with this policy, falsifying claims or the misuse of facilities may represent official misconduct and be referred to the Crime and Corruption Commission.

FACILITIES

All facilities provided to Councillors remain the property of Council and must be returned to Council when a Councillor's term expires.

Private use of Council owned facilities

Based on the principle that no private benefit is to be gained, the facilities provided to Councillors by Council are to be used only for Council business unless prior approval has been granted by resolution of Council. The Council resolution authorising private use of Council owned facilities will set out the terms under which the Councillor will reimburse Council for the percentage of private use. This would apply to Council vehicles and mobile telecommunication devices

Councillors will be provided facilities as detailed below which have been based on the principle that no private benefit is to be gained from the facilities provided.

Administrative tools

Administrative tools will be provided to Councillors as required to assist Councillors in their role. Administrative tools include:

- office space and meeting rooms;
- computer including internet access and wireless remote where appropriate;
- stationery;

- access to photocopiers, printers, and facsimile machines;
- publications; and
- use of Council landline telephones and internet in Council offices.

Secretarial support will be provided to the Mayor.

Maintenance costs of Council owned equipment

Council will be responsible for the ongoing maintenance and reasonable wear and tear costs of Council-owned equipment that is supplied to Councillors for official business use. This includes the replacement of any facilities, which fall under Council's asset replacement program.

Name Badge and Safety equipment for Councillors

Council will provide Councillors with one name badge and one Identification Card. Councillors will have access to the necessary safety equipment for use on official business when needed. (i.e. safety helmet, vest and boots). Councillors are expected to observe the appropriate Workplace Health and Safety policy and procedures while at any workplace.

Use of Council vehicles on Council business

Councillors may have access to a Council vehicle for official business in emergent or exceptional circumstances as approved by the Chief Executive Officer.

Private Use of Mayors Council Vehicle

The Mayor will be provided with a Council vehicle with full private use.

Private use of Council vehicles by Councillors

Private use of Council owned vehicles is permitted if prior approval has been granted by resolution of Council. Council will in its resolution authorise private use and set out the terms for the Councillor to reimburse Council for the private use. Fuel for a Council-owned vehicle used for official Council business will be either provided or paid for by Council.

Telecommunication needs - mobile devices

Mobile telecommunication devices owned by Council will be provided to each Councillor for official Council business.

Contribution to Councillors telephone costs

Council will contribute a maximum amount of \$1,200.00 per annum to each Councillor (excluding the Mayor) to offset the cost of fixed and mobile telephone costs. This will only be reimbursed on the production of appropriate invoices/tax receipts. For the Council supplied mobile telephone Council will pay the monthly account and when the \$1,200.00 is used Council will issue an invoice for any

balance outstanding. Reimbursement above \$1,200.00 may be approved subject to the CEO's approval.

Contribution to Mayors telephone costs

Council will contribute a maximum amount of \$2,500.00 per annum to the Mayor to offset the cost of fixed and mobile telephone costs. This will only be reimbursed on the production of appropriate invoices/tax receipts. For the Council supplied mobile telephone Council will pay the monthly account and when the \$2,500.00 is used Council will issue an invoice for any balance outstanding.

Insurance cover

Council will indemnify and insure Councillors in the event of injury sustained while discharging their duties. Council will pay the excess for injury claims made by a Councillor resulting from conducting official Council business.

Vehicle Fuel and Operation costs

Councillors may choose either option but not both.

Option 1

A monthly amount will be paid to each Councillor covering the cost of fuel and fair wear and tear on the private vehicle of the Councillor as follows:

Division one and four \$200.00

Division three \$230.00

Division two \$350.00

Division five and six \$500.00

Option 2

Council provides a monthly allowance of \$170.00 for use of Councillors own vehicle (to cover wear and tear on the vehicle) plus a fuel card will be provided to the Councillor. The requirements are that a monthly statement is provided outlining fuel purchases and each Councillor will need to sign off their respective fuel invoice indicating whether there is any private fuel purchases and return the signed invoice to Council. If there are private fuel purchases the Councillor will be issued with an invoice by the Council requesting payment of that amount.

Car parking amenities

Councils will reimburse Councillors for parking costs paid by Councillors while attending to official Council business.

SCOPE

This policy applies to the Mayor, Deputy Mayor and Councillors of South Burnett Regional Council.

This policy does not provide for Councillor remuneration. Councillor remuneration is in accordance with the determination of the Local Government Remuneration and Discipline Tribunal.

POLICY OBJECTIVES

The purpose of this policy is to provide for the proper control of the reimbursement of reasonable expenses incurred, or to be incurred by Councillors in discharging their duties and responsibilities.

The policy covers:-

- the reimbursement to Councillors of legitimate expenses incurred; and
- the facilities to be provided to Councillors.

ASSOCIATED POLICY PROCEDURES

N/A

DEFINITIONS

To assist in interpretation, the following definitions shall apply:

Council business: shall mean official business conducted on behalf of Council, where a Councillor is required to undertake certain tasks to satisfy legislative requirements or achieve business continuity for the Council, for example official Council meetings, Councillor forums and workshops, Committees/Boards as Council's official representative, scheduled meetings relating to portfolios or Council appointments.

Council Business should result in a benefit being achieved either for the local government and/or the local government area, for example Council may decide that Council business includes civic ceremony duties such as opening a school fete.

Participating in a community group event or being a representative on a Board not associated with Council is not regarded as Council business.

Councillors: shall mean the Mayor, Deputy Mayor and Councillors unless otherwise specified.

Expenses: shall mean costs reasonably incurred, or to be incurred, in connection with Councillors discharging their duties. The expenses may be either reimbursed to Councillors or paid direct by Council for something that is deemed a necessary cost or charge.

Expenses are not included as remuneration.

Facilities: shall mean the facilities deemed necessary to assist Councillors in their role.

Reasonable: shall mean Council must make sound judgements and consider what is prudent, responsible and acceptable to the community when determining reasonable levels of facilities and expenditure.

RELATED POLICIES

Councillor Code of Conduct

DATE REVIEWED

24 April 2012;

16 July 2014

NEXT REVIEW

A review of this policy will be required by the following:

- Periodic review –in line with post-election meeting cycle or budget (as required)
- Change in legislation affecting this policy
- Change in community priorities or circumstances relating to this policy

Council Meetings and Minutes

General Meetings of Council are held on the third Wednesday of every month unless otherwise advertised.

Unconfirmed minutes are available for inspection no later than ten (10) days after each meeting and copies of confirmed minutes are available for purchase at applicable photocopying charges. Council minutes may also be accessed via Council's website www.southburnett.qld.gov.au.

Equal Employment Opportunity Management Plan

Under the Queensland Local Government Regulation 2012, and previously the Queensland Local Government Regulation 2005, Council has obligations to develop and implement an Equal Employment Opportunity (EEO) Management Plan and then integrate the plan into Council's operations and ethos. Council is also obligated to establish procedures to monitor compliance of the requirements of the regulation.

Preliminary research has been conducted into the development of an EEO Management Plan, including the investigation of typical plan formats and surveying techniques.

Council has been proud to promote itself as an equal opportunity employer, and has promoted and enforced EEO in various facets of its operations. For instance, all new employees now participate in a Corporate Orientation Program where they are introduced to Council's EEO Policy. Meanwhile, Human Resources continues to maintain a strong presence in the conduct and review of recruitment and selection actions, in order to promote the importance of EEO and establish and maintain adherence to EEO principles. The Equity Census was conducted during 2013 and that information was used to assist in the development of Policy and Procedures to best assist Council in the execution of its duties to employees and the community.

Executive Remuneration

Pursuant to Section 201 of the *Local Government Act 2009*, Council is required to report remuneration packages payable to the Chief Executive Officer and senior contract employees in bands. Senior contract employees are employees that report directly to the Chief Executive Officer and are considered to be in a senior position e.g. General Managers.

Remuneration packages for 2014/15 were:

- 3 senior contract employees with a total remuneration package in the range of \$100,000 to 200,000
- 1 senior contract employee with a total remuneration package in the range of \$200,000 to \$300,000

Changes to Tenders

Pursuant to Section 190(1)(d) of the *Local Government Regulation 2012*, no invitations were extended to change tenders under Section 228(7) of the Regulation during the reporting period.

Overseas Travel

Pursuant to section 188 of the *Local Government Regulation 2012* no overseas travel was undertaken by a Councillor in the 2014/15 financial year. One Council employee planned overseas travel (but was not taken) in an official capacity as following:

Council Officer – Ken McLoughlin, former Chief Executive Officer

Destination – New Zealand

Purpose – Local Government Chief Officer Group Conference

Cost - \$1,831.36

Administrative Action Complaints

Council's General Complaints Process was instituted to ensure that, to the greatest practicable extent, any complaint is dealt with fairly, promptly, professionally, in confidence (subject to any legal requirements) and in a manner respectful to the complainant.

Council treats complaints seriously and has implemented a policy and procedure with Council's endorsement. As per the policy, a complainant may lodge a complaint via written, electronic and verbal means.

Pursuant to Section 187 of the *Local Government Regulation 2012* Council reports that two (2) complaints were received through this process and the investigations were assigned to a senior officer to resolve the issues as quickly

as possible in accordance with statutory timeframes. All complaints have been resolved.

There was no unresolved Administrative Action Complaints carried over from 2014/15 financial year.

Controlled Entities

Council has (1) one local government Owned Controlled Entities during the reporting period; Kingaroy Private Hospital.

Land and Reserves

Council has control of:-

- Land under infrastructure - 3,704km roads (includes 690km of main roads)
- Reserve land that are reserves under the Land Act 1994 - 250 hectares.

This land does not have a value for the Council's financial statements.

Right to Information (RTI)

Under Queensland's *Right to Information Act 2009* and *Information Privacy Act 2009*, members of the community are able to apply for access to documents held by Council (subject to statutory exemptions). The Acts also allow members of the community to apply for and make amendments to be made to documents concerning their personal affairs, where it is believed the information is incomplete, out-of-date, inaccurate or misleading.

The Governance section receives and processes all Council's Right to Information and Information Privacy requests. In 2014/15 they dealt with 14 applications.

Applicants who are not satisfied with the response provided by Council are able to have matters referred for consideration by the Information Commissioner. During 2014/15 there was only one (1) application for independent review, indicating that most applicants were generally satisfied with the approach taken by the Governance Section in processing requests for information.

Councillors Statement of Interest Extracts

Pursuant to Section 295(b) of the *Local Government Regulation 2012*, Councillor's Register of Interests are on our website www.southburnett.qld.gov.au in a consolidated form and full copies are open to inspection at the Kingaroy Customer Contact Centre, Glendon Street, Kingaroy.

Commercial Business Units

Pursuant to Section 27 of the *Local Government Regulation 2012*, Council did not operate any commercial business units during the reporting period.

Council Registers

Section 190 (1(f)) of the *Local Government Regulation 2012* requires Council to report 'a list of the registers kept by the local government'. The registers include:

- Register of all development applications (s730(1)(c) *Sustainable Planning Act 2009*);
- Register of all development applications given to a referral agency under section 272 (s731(1) *Sustainable Planning Act 2009*);
- Register of all request for compliance assessments received by the compliance assessor (s735(1) *Sustainable Planning Act 2009*);
- Register of Councillors' Interests (Chapter 8, part 5 *Local Government Regulation 2009*);
- Register of Delegations (s260 *Local Government Act 2009*);
- Register of Local Laws (s31 *Local Government Act 2009*);
- Register of Roads Map (s74 *Local Government Act 2009*);
- Register of Burials (s79 *Land Act 1994*);
- Register of Cost Recovery Fees (s98 *Local Government Act 2009*);
- Register of Contact by Lobbyists (s49 *Integrity Act 2009*);
- Register of Infrastructure Charges (s724(1)(r) *Sustainable Planning Act 2009*); and
- A register of Environmental Authorities (s540 (1)(a) (i) of the *Environmental Protection Act 1994*).

General Purpose Financial Statement, Auditor-General's Audit Report and Community Financial Report

Pursuant to Sections 179 of the *Local Government Regulation 2012*, Council prepares a Community Financial Report which is included on page 8 of this Annual Report. The report is intended to simplify complex financial information, making it easier to understand Council's income statement, balance sheet and cash flow statement which are prepared in accordance with legislation.

Council's General Purpose Financial Statement and Auditor-General's Audit Report commence on page 90.

Grants to Community Organisations

Pursuant to Section 189(a) *Local Government Act 2009*, Council must report a summary of expenditure on grants to community organisations. Council expended a total of \$96,858 on Community Grants for the 2014/15 financial year.

School Award Nights

- Nanango State High School Annual Award Night Awards Night \$500.00
- Wondai State School Annual Award Night Awards Night \$250.00
- Kingaroy State High School Annual Award Night Awards Night \$500.00
- Proston State School Annual Award Night Awards Night \$250.00
- Yarraman State School Annual Award Night Awards Night \$250.00
- Murgon State School Annual Award Night Awards Night \$500.00
- St. Mary's Catholic College Annual Award Night Awards Night \$500.00

Halls - Public Liability Insurance

- Boobie Hall Association Public Liability Insurance Public Liability Insurance \$1,000.00
- Wooroolin Hall Public Liability Insurance Public Liability Insurance \$1,000.00
- Farmers Hall Inverlaw Inc. Public Liability Insurance Public Liability Insurance \$1,000.00
- Tableland Hall Association Inc. Public Liability Insurance Public Liability Insurance \$1,000.00
- Chahpingah Reserve Association Inc. Public Liability Insurance Public Liability Insurance \$1,000.00
- Kumbia Hall Committee Public Liability Insurance Public Liability Insurance \$1,000.00
- QLD Dairy and Heritage Museum Inc. Public Liability Insurance Public Liability Insurance \$1,000.00
- Blackbutt Benarkin Community Council Public Liability Insurance Public Liability Insurance \$1,000.00
- Ironpot Farmers Hall Association Public Liability Insurance Public Liability Insurance \$1,000.00

Major Events

- Burrandowan Picnic Race Club Races \$3,000.00
- Nanango Mardi Gras Event Costs \$2,000.00
- SB Events Food and Wine in the Park Event costs \$3,000.00
- Bloomin' Beautiful Blackbutt Festival Event Costs \$2,000.00

Christmas Carnivals

- Kingaroy and District Ministry Ass. Inc Kingaroy Christmas Carols \$500.00
- Lions Club of Nanango Inc - Christmas Carnival Christmas Carnival \$500.00
- Proston Christmas Carnival Committee - Christmas Carnival Christmas Carnival \$500.00
- Blackbutt Benarkin Lions Club Inc - Christmas Carnival Christmas Carnival \$500.00
- Hivesville Christmas Carnival Committee - Christmas Carnival Christmas Carnival \$500.00
- Kumbia Hall Committee - Christmas Carnival Christmas Carnival \$500.00

Race Clubs

- Kumbia Race Club Inc. Races \$1,000.00
- Nanango Race Club Races \$1,000.00
- South Burnett Race Club - Wondai Races Races \$1,000.00

Cultural

- NAIDOC School Week Initiatives Donation to NAIDOC Week \$450.00
- South Burnett Community Orchestra Association Hall Hire Operational Costs \$500.00
- The Blackbutt Singers Operational Costs \$500.00
- Quota International of Kingaroy Inc Student of the Year Quest Student of the Year Quest
- South Burnett Regional Pipes and Drums Operational Costs \$500.00
- Nanart Arts Festival Event Costs
- Wondai and District Town Band Association - Operational Costs \$500.00

Events

- Tanduringie State School Pand C Assoc - Bull Ride Event Costs \$1,000.00
- South Burnett Reserve Forces Day Committee Event Costs \$500.00
- Wondai Hospital Auxiliary Fete Costs \$500.00
- Golden Casket Variety Special Children's Christmas Party Children's \$250.00
- Kumbia and District Charity Campdraft Association Campdraft \$1,000.00
- Proston Goldenspurs Campdraft Association Campdraft \$1,000.00
- Burrandowan Campdraft Association Inc. Campdraft \$1,000.00
- Nanango Campdraft Association Campdraft \$1,000.00
- Wondai Proston Mini Mods Carnival Event Costs \$500.00
- Brahmousin Association - Cattle School Event Costs \$1,000.00
- Boots and Bulldust Inc Festival Event Costs
- Proston Rally Car Club Inc Event Costs \$500.00
- Nanango Country Music Muster Event Costs \$1,000.00
- Murgon Music Muster Event Costs \$1,000.00
- Boondooma Historical Society Restoration Committee - Spirit of the Bush \$1,000.00
- Motors in Motion Event Costs \$1,000.00
- Relay for Life Event Costs \$1,000.00
- RSPCA - Paws Event Costs \$500.00

Garden Expo's

- Blackbutt Garden and Country Lifestyle Expo (Lions Club) Event Costs \$500.00
- Wondai Garden Expo (Spring) Event Costs \$500.00
- Wondai Garden Expo (Autumn) Event Costs \$500.00
- SB Orchid Society Event Costs \$500.00

Show Societies

- Wondai APand I Society Event Costs \$1,000.00
- Kingaroy Show Society Event Costs \$1,000.00
- Nanango AP and I Society Event Costs \$1,000.00
- Blackbutt Show Society Event Costs \$1,000.00
- Murgon Show Society Event Costs \$1,000.00
- Proston Show Society Event Costs \$1,000.00
- South Burnett Sub-chamber of Agricultural Societies - Rural Ambassadors and Miss Showgirl Rural Ambassadors and Miss Showgirl \$500.00

Community

- SB Care Operational Costs \$18,000.00
- St Vincent de Paul Refuse Costs \$500.00
- Salvation Army Refuse Costs \$500.00

Community Assistance Round 1

- Wondai Pony Club Gymkhana \$500.00
- Proston District Golf Club Dining Room Refurbishment \$500.00
- Queensland Dairy and Heritage Museum Murgon Inc Murgon Museum Heritage Day \$2,000.00
- Friends of the Earth, Animals and Trees - Blackbutt/ Benarkin Inc FEAT's 10th Anniversary Eco Day \$500.00
- Burnett Kennel Club Inc Metal Pipe Railings - Dog Show Rings \$754.00
- Bunya Mountains Natural History Assoc Inc Publication of Book - Wengenville Township \$1,484.00
- Kumbia Kindergarten Inc Upgrade to Outdoor Area \$1,475.00
- South Burnett Arts Inc \$520.00
- Wondai Kindergarten Replacement of pipes for Rainwater Tanks \$1,475.00
- Booie Hall and Recreation Reserve Assoc Inc Purchase of Hall Equipment \$750.00
- Maidenwell Community Group Inc - LATE Replace cricket pitch on Sports Oval \$2,000.00

- St John's Lutheran School Annual Awards Night \$250.00

Community Assistance Round 2

- Nanango AP and M Society Waterhole Rocks \$1,000.00
- Moffatdale Pand C Moffatdale School Centenary \$1,000.00
- Wondai Rifle Club South Burnett District Centenary ANZAC Fun 100yd Shoot \$1,400.00
- South Peace of Mind Associated Incorporated Rent and Public Liability Insurance - Drop in Centre \$1,500.00
- The Ration Shed Museum The Ration Shed's Reconciliation Fun Run \$1,000.00
- Tanduringie School Pand C 100 years of Education Centenary \$1,000.00
- Proston Pastoral Agricultural and Horticultural Ass Inc To purchase paint for grandstand maintenance \$1,000.00

Elite Performance

- Bridget Madigan UK Tour - Australian Futsal Team (U14 Girls) \$1,000.00
- Jayde Novak Interschool National Equestrian Championship \$500.00
- Daphne Ladlow Australian Indoor Bowling Championship \$500.00
- South Burnett Karate Association Inc ISKA World Titles 2014 \$1,000.00
- Meghan Newman 12 Years and Under Football Championships - School Sport Australia \$500.00
- Sharon Davey Naitonal Restricted Challenge - Tenpin Bowling \$500.00
- Pacey Clegg United Kingdom Tour "Tour of a Lifetime" Australian Futsal Tour \$1,000.00
- Kristiana Walters ISKA World Titles 2014 \$150.00
- Shakira Walters ISKA World Titles 2014 \$150.00

Les Porter (Flying Peanut) - Endeavour Rally \$250.00

Councillor Discretionary Fund Allocations

The Council determined that for the 2014/15 financial year each Councillor shall have a budget allocation for Councillor Discretionary Funds. Discretionary funds are funds available for allocation by a Councillor to community purposes, or to capital works that are for community purposes or meeting requests for financial assistance from community organisations for a community purpose. Pursuant to Section 189(b) *Local Government Act 2009*, Council must report on expenditure from Councillor discretionary funds. Council expended the following in Councillor Discretionary Funds for the 2014/15 financial year.

Mayor Wayne Kratzmann

- Kumbia Progress Association Contribution for the tour de Kumbia bike race \$450.00
- South Burnett Cricket Association Inc Donation - Masters v Lynda Geiger XI Charity Match 2 November 2014 \$702.30
- South Burnett Peace of Mind Assoc Incorporation Assistance provided to ensure kitchen is compliant for community work at Drop-In Centre \$140.00
- NCWQ 2015 Bursary Program South Burnett Rural Woman Bursary (May 2015) \$1000.00
- Helping Hands Blackbutt Donation for the purchase of food items, fuel vouchers and pharmacy needs \$510.00
- Wondai Kindy Donation for upgrade of sandpit which is in dire need of replacing. This will also help the Kindy with their impending accreditation this year \$1000.00
- Crawford State School Pand C Assoc Donation to purchase new reading books for beginner reading students \$482.00

Cr Keith Campbell

- South Burnett Peace of Mind Assoc Incorp Contribution towards Food Safety Licence at Drop in Centre \$430.00
- South Burnett Young Leaders Assoc Inc Sponsorship Kingaroy Christmas Carnival 2014 \$1000.00
- Red Earth Community Foundation Donation Community Leadership Program \$700.00

Cr Barry Green

- Nanango Ministers Fellowship Donation - Nanango Carols by Candlelight \$200.00
- Burnett Bird Keepers Association Inc Donation towards promotion of Bird Sale on 9 May 2015 \$200.00
- Nanango and District Neighborhood Watch Donation towards promotion of Neighborhood Watch in the Nanango Community \$200.00
- Nanango Tourism and Development Association Inc Donation towards 'Ros Gregor' Signage on Tipperary Walking Track \$500.00
- Nanango State High School Pand C Association onation towards Girl's Resilience and Aspiration Program \$500.00

Cr Debra Palmer

- Blackbutt Lions Donation towards Over 60's Christmas Luncheon \$450.00
- Maidenwell Community Group Inc Donation towards new white goods in Sportsground Kitchen \$1,000.00

Cr Damien Tessmann


- Kingaroy and District Minister's Fraternal Donation 'Spring in the Park' event \$350.00
- South Burnett Leaders Contribution to Christmas Street Carnival - Kingaroy \$800.00

Cr Kathy Duff

- Murgon Apex Club Donation - Bush Kids Christmas Carnival \$300.00
- Proston State School P and C Contribution towards Outdoor Learning Space \$386.53
- Hivesville Country Market Inc Donation for works at Hivesville Sportsground \$400.59
- Proston Line Dancers Donations \$167.53
- Murgon and District Services and Citizens Memorial Club Inc - Anzac Day Committee Catering 2015 Anzac Day Service \$210.00
- Proston Pastoral Agricultural and Horticultural Association Inc Donation towards paint and materials for Work for the Dole project – Proston Showgrounds \$207.68

Cr Ros Heit

- Proston Line Dancers Donations \$167.53
- Wondai Kindergarten Association Purchase wooden workbench with vice \$467.46
- Wooroolin Community Committee Inc Restoration of WWI prints \$300.00
- Boondooma Museum and Heritage Association Inc Supply Insulation for improvements to Caretaker Cottage \$390.91
- Kumbia Hall Committee Donation towards hall hire for drought support function \$350.00



Financial Statements

Page 90 - SBRC Annual Report 2014/15

Table of Contents

Statement of Comprehensive Income	3
Statement of Financial Position.....	4
Statement of Changes in Equity	5
Statement of Cash of Flows.....	6
1. Significant Accounting Policies	7
2. Analysis of Results by Function.....	15
2B. Analysis of Results by Function	16
3. Revenue Analysis	17
4. Grants, Subsidies, Contributions and Donations.....	17
5. Employee Benefits.....	18
6. Materials and Services	18
7. Finance Costs	19
8. Cash and Cash Equivalents	19
9. Trade and Other Receivables.....	20
10. Property, Plant and Equipment.....	21
11. Fair Value Measurements:	23
12. Intangible Assets	29
13. Trade and Other Payables.....	29
14. Borrowings.....	30
15. Provisions	31
16. Asset Revaluation Surplus.....	31
17. Commitments for Expenditure.....	32
18. Contingent Liabilities	32
19. Superannuation	33
20. Trust Funds.....	34
21. Reconciliation of Result from Ordinary Activities to Net Cash Inflow / (Outflow) from Operating Activities.....	34
22. Events after the Reporting Period	34
Management Certificate	35

South Burnett Regional Council
Statement of Comprehensive Income
 For the Year Ended 30 June 2015

Statement of Comprehensive Income			
	Note	2015	2014
		\$	\$
Income			
Revenue			
Recurrent Revenue			
Rates, Levies and Charges	3(a)	40,987,681	39,153,469
Fees and Charges		4,281,416	3,548,760
Rental Income		478,674	497,834
Interest Received		1,660,068	1,275,437
Sales Revenue	3(b)	5,782,539	6,125,424
Other Income		857,774	1,179,755
Grants, Subsidies, Contributions and Donations	4(a)	14,530,968	29,741,922
		<u>68,579,120</u>	<u>81,522,601</u>
Capital Revenue			
Grants, Subsidies, Contributions and Donations	4(b)	3,340,387	15,387,069
Total Revenue		<u>71,919,507</u>	<u>96,909,670</u>
Capital Income/(Expenditure)		<u>(990,576)</u>	<u>126,448</u>
Total Income		<u>70,928,931</u>	<u>97,036,118</u>
Expenses			
Recurrent Expenses			
Employee Benefits	5	(22,038,042)	(21,334,687)
Materials and Services	6	(21,607,979)	(49,679,494)
Finance Costs	7	(2,112,269)	(814,411)
Depreciation and Amortisation		<u>(12,431,467)</u>	<u>(10,639,475)</u>
Total Expense		<u>(58,189,757)</u>	<u>(82,468,067)</u>
Net Result		<u>12,739,174</u>	<u>14,568,051</u>
Other Comprehensive Income			
Items that will not be Reclassified to Net Result			
Increase / (Decrease) in Asset Revaluation Surplus	16	<u>34,917,597</u>	<u>282,302,452</u>
Total Other Comprehensive Income for the Year		<u>34,917,597</u>	<u>282,302,452</u>
Total Comprehensive Income for the Year		<u>47,656,771</u>	<u>296,870,503</u>

The above statement should be read in conjunction with the accompanying notes and Significant Accounting Policies.

South Burnett Regional Council
Statement of Financial Position
For the Year Ended 30 June 2015

Statement of Financial Position

	Note	2015 \$	2014 \$
Current Assets			
Cash and Cash Equivalents	8	46,381,594	51,390,970
Trade and Other Receivables	9	8,357,818	9,441,992
Inventories		1,057,842	824,044
Investments		-	10,000
Total Current Assets		55,797,254	61,667,006
Non-Current Assets			
Trade and Other Receivables	9	20,242	20,242
Property, Plant and Equipment	10	856,801,871	801,290,300
Intangible Assets	12	8,553,932	8,226,409
Total Non-Current Assets		865,376,045	809,536,951
Total Assets		921,173,299	871,203,957
Current Liabilities			
Trade and Other Payables	13	5,892,403	12,699,099
Borrowings	14	2,213,721	1,687,761
Provisions	15	3,310,381	3,254,777
Total Current Liabilities		11,416,505	17,641,637
Non-Current Liabilities			
Borrowings	14	42,215,420	34,674,093
Provisions	15	11,612,607	10,616,231
Total Non-Current Liabilities		53,828,027	45,290,324
Total Liabilities		65,244,532	62,931,961
Net Community Assets		855,928,767	808,271,996
Community Equity			
Asset Revaluation Surplus	16	430,783,166	395,865,569
Retained Surplus / (Deficiency)		425,145,601	412,406,427
Total Community Equity		855,928,767	808,271,996

The above statement should be read in conjunction with the accompanying notes and Significant Accounting Policies.

South Burnett Regional Council
Statement of Changes in Equity
For the Year Ended 30 June 2015

Statement of Changes in Equity

	16	Asset Revaluation Surplus	Retained Surplus	Total
Note	\$	\$	\$	\$
Balance as at 1 July 2014		395,865,569	412,406,427	808,271,996
Net Operating Surplus	-		12,739,174	12,739,174
Other Comprehensive Income for the Year				
Increase / (Decrease) in Asset Revaluation Surplus		34,917,597	-	34,917,597
Total Comprehensive Income for the Year		34,917,597	12,739,174	47,656,771
Balance as at 30 June 2015		430,783,166	425,145,601	855,928,767
Balance as at 1 July 2013		114,034,559	397,366,934	511,401,493
Net Operating Surplus	-		14,568,051	14,568,051
Other Comprehensive Income for the Year				
Increase / (Decrease) in Asset Revaluation Surplus		282,302,452	-	282,302,452
Total Comprehensive Income for the Year		282,302,452	14,568,051	296,870,503
Transfer To and From Reserves				
Transfers To / From Reserves		(471,442)	471,442	-
Total Transfers To and From Reserves		(471,442)	471,442	-
Balance as at 30 June 2014		395,865,569	412,406,427	808,271,996

The above statement should be read in conjunction with the accompanying notes and Significant Accounting Policies.

South Burnett Regional Council
Statement of Cash Flows
For the Year Ended 30 June 2015

Statement of Cash of Flows

	2015	2014
Note	\$	\$
Cash Flows from Operating Activities		
Receipts from Customers	57,072,959	56,570,974
Payments to Suppliers and Employees	(54,665,901)	(74,655,538)
	2,407,058	(18,084,564)
Interest Received	1,660,068	1,275,437
Rental Income	478,673	497,834
Non Capital Grants and Contributions	14,530,968	29,741,922
Borrowing Costs	(1,830,324)	(814,411)
Net Cash Inflow (Outflow) from Operating Activities	21 17,246,443	12,616,218
Cash Flows from Investing Activities		
Payments for Property, Plant and Equipment	(34,270,686)	(35,430,490)
Payments for Intangible Assets	(483,172)	(439,537)
Advances/(Repayments) of Loans and Advances	20,850	(14,515)
Proceeds from Sale of Property, Plant and Equipment	1,069,515	725,429
Grant, Subsidies, Contributions and Donations	3,340,387	15,387,069
Net Cash Inflow (Outflow) from Investing Activities	(30,323,106)	(19,772,044)
Cash Flows from Financing Activities		
Proceeds from Borrowings	9,738,400	24,660,000
Repayments from Borrowings	(1,671,113)	(810,342)
Net Cash Inflow (Outflow) from Financing Activities	8,067,287	23,849,658
Net Increase (Decrease) in Cash and Cash Equivalents Held	(5,009,376)	16,693,832
Cash and Cash Equivalents at the Beginning of Financial Year	51,390,970	34,697,138
Cash and Cash Equivalents at End of Financial Year	8 46,381,594	51,390,970

The above statement should be read in conjunction with the accompanying notes and Significant Accounting Policies.

South Burnett Regional Council
Notes to the Financial Statements
 For the Year Ended 30 June 2015

1. Significant Accounting Policies

1.A Basis of Preparation

These general purpose financial statements are for the period 1 July 2014 to 30 June 2015 and have been prepared in compliance with the requirements of the *Local Government Act 2009* and the *Local Government Regulations 2012*. Consequently, these financial statements have been prepared in accordance with all Australian Accounting Standards, Australian Accounting Interpretations and other authoritative pronouncements issued by the Australian Accounting Standards Board.

These financial statements have been prepared under the historical cost convention except for financial assets and liabilities, and certain classes of property, plant and equipment which are measured at fair value.

Because the Council is a not-for-profit entity and the Australian Accounting Standards include requirements for not-for-profit entities which are inconsistent with International Financial Reporting Standards (IFRS), to the extent these inconsistencies are applied, these financial statements do not comply with IFRS. The main impacts are the offsetting of revaluation and impairment gains and losses within a class of assets, and the timing of the recognition of non-reciprocal grant revenue.

The South Burnett Regional Council is constituted under the Queensland *Local Government Act 2009* and is domiciled in Australia.

The Council uses the Australian dollar as its functional currency and its presentation currency.

Recurrent/capital classification

Revenue and expenditure are presented as "recurrent" or "capital" in the Statement of Comprehensive Income on the following basis:

Capital Revenue includes grants and subsidies received which are tied to specific projects for the replacement or upgrade of existing non-current assets and/or investment in new assets. It also includes non-cash contributions which are usually infrastructure assets received from developers.

The following transactions are classified as either "Capital Income" or "Capital Expenses" depending on whether they result in accounting gains or losses:

- Disposal of non-current assets
- Discount rate adjustments to restoration provisions
- Revaluations of property, plant and equipment.

All other revenue and expenses have been classified as "recurrent".

1.B Adoption of New and Revised Accounting Standards

In the current year, Council adopted all of the new and revised Standards and Interpretations issued by the Australian Accounting Standards Board (AASB) that are relevant to its operations and effective for the current reporting period. The adoption of the new and revised Standards and Interpretations has not resulted in any material changes to Council's accounting policies.

South Burnett Regional Council has not applied any Australian Accounting Standards and Interpretations that have been issued but are not yet effective. Council applies standards and interpretations in accordance with their respective commencement dates.

The following standards which have been issued but are not yet effective as at the date of authorisation of the financial reports are considered to be those which may have a material impact on the financial report in the period of initial application:

AASB9, which replaces AASB 139 *Financial Instruments: Recognition and Measurement*, is effective for reporting periods beginning on or after 1 January 2018 and must be applied retrospectively. The main impact of AASB 9 is to change the requirements for the classification, measurement and disclosures associated with financial assets. Under the new requirements the four current categories of financial assets stipulated in AASB 139 will be replaced with two measurement categories: fair

South Burnett Regional Council Notes to the Financial Statements

For the Year Ended 30 June 2015

value and amortised cost and financial assets will only be able to be measured at amortised cost where very specific conditions are met.

As a result, Council will be required to measure its financial assets, including its investment in Kingaroy Private Hospital Limited, at fair value.

Due to its recent release, Council is still reviewing the way that revenue is measured and recognised to identify whether AASB 15 *Revenue from Contracts with Customers* will have a material impact. To date no impact has been identified.

AASB 15 is effective from 1 January 2017 and will replace AASB 118 *Revenue*, AASB 111 *Construction Contracts* and a number of Interpretations. It contains a comprehensive and robust framework for the recognition, measurement and disclosure of revenue from contracts with customers.

From 1 July 2016 AASB 124 *Related Party Disclosures* will apply to Council. This means that Council will disclose more information about related parties and transactions with those related parties. Council is currently preparing for this change by identifying related parties. Related parties will include the Mayor, councilors and some council staff. In addition, the close family members of those people and any organisations that they control or are associated with will be classified as related parties.

The amended Australian Accounting Standards and Interpretations which were issued at the date of authorization of the financial report, but have future commencement dates, are not likely to have a material impact on the financial statements.

1.C Critical Accounting Judgments and Key Sources of Estimation Uncertainty

In the application of Council's accounting policies, management is required to make judgments, estimates and assumptions about carrying values of assets and liabilities that are not readily apparent from other sources. The estimates and associated assumptions are based on historical experience and other factors that are considered to be relevant. Actual results may differ from these estimates. The estimates and ongoing assumptions are reviewed on an ongoing basis. Revisions to accounting estimates are recognised in the period in which the estimate is revised and in future periods as relevant.

Judgments, estimates and assumptions that have a potential significant effect have been outlined in the following financial statement notes:

Valuation and Depreciation of Property, Plant and Equipment – Note 1.H and Note 11

Provisions – Note 1.L and Note 1.M and Note 15

Contingences – Note 18

Impairment of Water Allocation Assets – Note 1.I and Note 12

1.D Revenue

Rates and Levies

Where rate monies are received prior to the commencement of the rating / levying period, the amount is recognised as revenue in the period in which they are received, otherwise rates are recognised at the commencement of rating period.

Grants and Subsidies

Grants, subsidies and contributions that are non-reciprocal in nature are recognised as revenue in the year in which Council obtains control over them. Internal restrictions that have been placed on Council's cash and cash equivalents are disclosed in Note 8.

Non-Cash Contributions

Non-cash contributions with a value in excess of the recognition thresholds set out in Note 1.H are recognised as revenue and as non-current assets. Non-cash contributions below the thresholds are recorded as revenue and expenses.

South Burnett Regional Council
Notes to the Financial Statements
 For the Year Ended 30 June 2015

Physical assets contributed to Council by developers in the form of road works, stormwater, water and wastewater infrastructure and park equipment are recognised as revenue when the development becomes "on maintenance" (i.e. the Council obtains control of the assets and becomes liable for any ongoing maintenance) and there is sufficient data in the form of drawings and plans to determine approximate specifications and values of such assets. All non-cash contributions are recognised at the fair value of the contribution received on the date of acquisition.

Cash Contributions

Developers also pay infrastructure charges for trunk infrastructure, such as pumping stations, treatment works, mains, sewers and water pollution control works. These infrastructure charges are not within the scope of AASB Interpretation 18 because there is no performance obligation associated with them. Consequently, the infrastructure charges are recognised as income when received.

Sales Revenue

Sale of goods is recognised when the significant risks and rewards of ownership are transferred to the buyer, generally when the customer has taken undisputed delivery of the goods.

The council generates revenues from services such as contracts for road and earthworks. Revenue from contracts and recoverable works generally comprises of a recoupment of material costs together with an hourly charge for use of equipment and employees or at agreed contract rates. Contract revenue and associated costs are recognised by reference to the stage of completion of the contract activity at the reporting date. Revenue is measured at the fair value of consideration received or receivable in relation to the activity. Where consideration is received for the service in advance it is included in other liabilities and is recognised as revenue in the period when the service is performed.

Fees and Charges

Fees and charges are recognised upon unconditional entitlement to the funds. Generally this is upon lodgement of the relevant applications or documents, issuing of the infringement notice or when the service is provided.

1.E Financial Assets and Financial Liabilities

Council recognises a financial asset or a financial liability in its Statement of Financial Position when, and only when, Council becomes a party to the contractual provisions of the instrument.

South Burnett Regional Council has categorised and measured the financial assets and financial liabilities held at balance date as follows:

Financial Assets

Cash and Cash Equivalents – (Note 1.F)
 Receivables – measured at amortised cost – (Note 1.G)

Financial Liabilities

Payables – measured at amortised cost – (Note 1.K)
 Employee Leave Liabilities – measured at amortised cost – (Note 1.L)
 Borrowings – measured at amortised cost

Financial assets and financial liabilities are presented separately from each other and offsetting has not been applied.

1.F Cash and Cash Equivalents

Cash and cash equivalents includes cash on hand, all cash and cheques receipted but not banked at year end, deposits held at call with financial institutions, other short-term, highly liquid investments with original maturities of three months or less that are readily convertible to known amounts of cash and which are subject to an insignificant risk of changes in value, and bank overdrafts.

South Burnett Regional Council Notes to the Financial Statements

For the Year Ended 30 June 2015

1.G Receivables

Trade receivables are recognised at the amounts due at the time of sale or service delivery i.e. the agreed purchase price / contract price. Settlement of these amounts is required within 30 days from invoice date.

The collectability of receivables is assessed periodically and if there is objective evidence that Council will not be able to collect all amounts due, the carrying amount is reduced for impairment. The loss is recognised in finance costs.

All known bad debts were written off at 30 June 2015.

Because Council is empowered under the provisions of the *Local Government Act 2009* to sell an owner's property to recover outstanding rate debts, Council does not impair any rate receivable.

Loans and advances are recognised in the same way as other receivables. Terms are usually a maximum of five years with interest charged at commercial rates or where paid in full within 12 months is interest free. Security is not normally obtained.

1.H Property, Plant and Equipment

Each class of property, plant and equipment is stated at cost or fair value less, where applicable, any accumulated depreciation and accumulated impairment loss. Items of plant and equipment and infrastructure assets and buildings with a total value of less than \$5,000 (excluding IT assets which are capitalised above \$1,500) are treated as an expense in the year of acquisition. All other items of property, plant and equipment are capitalised.

The classes of property, plant and equipment recognised by the Council are:

Land and Improvements
Other Plant and Equipment
Waste Water
Buildings
Roads, Drainage and Bridge Network
Work in progress
Water

Acquisitions of Assets

Acquisitions of assets are initially recorded at cost. Cost is determined as the fair value of the assets given as consideration plus costs incidental to the acquisition, including freight in, architect's fees, engineering design fees and all other establishment costs.

Property, plant and equipment received in the form of contributions, are recognised as assets and revenues at fair value by Council valuation where that value exceeds the recognition thresholds for the respective asset class. Fair value is the price that would be received to sell the asset in an orderly transaction between market participants at the measurement date.

Capital and Operating Expenditure

Direct labour and materials and an appropriate proportion of overheads incurred in the acquisition or construction of assets are treated as capital expenditure. Assets under construction are not depreciated until they are completed and commissioned, at which time they are reclassified from work in progress to the appropriate property, plant and equipment class.

Routine operating maintenance, repair costs and minor renewals to maintain the operational capacity and useful life of the non-current asset is expensed as incurred, while expenditure that relates to replacement of a major component of an asset to maintain its service potential is capitalised.

Expenditure incurred in accordance with Natural Disaster Relief and Recovery Arrangements on road assets is analysed to determine whether the expenditure is capital in nature. The analysis of the expenditure requires Council engineers to review the nature and extent of expenditure on a given asset. For example, expenditure that patches a road is generally maintenance in nature, whereas a

South Burnett Regional Council Notes to the Financial Statements

For the Year Ended 30 June 2015

kerb to kerb rebuild is treated as capital. Material expenditure that extends the useful life or renews the service potential of the asset is capitalised.

Valuation

Land and improvements, buildings, major plant and all infrastructure assets are measured on the revaluation basis, at fair value, in accordance with AASB 116 *Property, Plant and Equipment* and AASB 13 *Fair Value Measurement*. Other plant and equipment and Work in Progress are measured at cost.

Non-current physical assets measured at fair value are revalued, where required, so that the carrying amount of each class of asset does not materially differ from its fair value at the reporting date. This is achieved by engaging independent, professionally qualified valuers to determine the fair value for each class of property, plant and equipment assets at least once every 3 years. This process involves the valuer physically sighting a representative sample of Council assets across all asset classes and making their own assessments of the condition of the assets at the date of inspection.

In the intervening years, Council uses internal engineers and asset managers to assess the condition and cost assumptions associated with all infrastructure assets, the results of which are considered in combination with an appropriate cost index for the region. Together these are used to form the basis of a management valuation for infrastructure asset classes in each of the intervening years. In addition, management may engage independent, professionally qualified valuers to perform a "desktop" valuation in these intervening years. A desktop valuation involves management providing updated information to the valuer regarding additions, deletions and changes in assumptions such as useful life, residual value and condition rating. The valuer then determines suitable indices which are applied to each of these asset classes.

An analysis performed by management has indicated that, on average, the variance between an indexed asset value and the valuation by an independent valuer when performed is not significant and the indices used by Council are sound. Further details in relation to valuers, the methods of valuation and the key assumptions used are disclosed in Note 11.

Any revaluation increment arising on the revaluation of an asset is credited to the appropriate class of the asset revaluation surplus, except to the extent it reverses a revaluation decrement for the class previously recognised as an expense. A decrease in the carrying amount on revaluation is charged as an expense to the extent it exceeds the balance, if any, in the revaluation surplus of the asset class.

On revaluation, accumulated depreciation is restated proportionately with the change in the carrying amount of the asset and any change in the estimate of remaining useful life.

Separately identified components of assets are measured on the same basis as the assets to which they relate.

Capital Work in Progress

The cost of property, plant and equipment being constructed by the Council includes the cost of purchased services, materials, direct labour and an appropriate proportion of labour overheads.

Depreciation

Land is not depreciated as it has an unlimited useful life. Depreciation on other property, plant and equipment is calculated on a straight-line basis so as to write-off the net cost or revalued amount of each depreciable asset, less its estimated residual value (typically considered to be nil), progressively over its estimated useful life to the Council.

Assets are depreciated from the date of acquisition or, in respect of internally constructed assets, from the time an asset is completed and commissioned ready for use.

Where assets have separately identifiable components that are subject to regular replacement, these components are assigned useful lives distinct from the asset to which they relate. Any expenditure that increases the originally assessed capacity or service potential of an asset is capitalised and the new depreciable amount is depreciated over the remaining useful life of the asset to the Council.

South Burnett Regional Council
Notes to the Financial Statements
For the Year Ended 30 June 2015

In accordance with the depreciation requirements of AASB 116, "complex assets" are componentized into short-life and long-life components based on planned asset management strategies and are depreciated separately.

Major spares purchased specifically for particular assets that are above the asset recognition threshold are capitalised and depreciated on the same basis as the asset to which they relate.

The depreciable amount of improvements to or on leasehold land is allocated progressively over the estimated useful lives of the improvements to the Council or the unexpired period of the lease, whichever is shorter.

Depreciation methods, estimated useful lives and residual values of property, plant and equipment assets are reviewed at the end of each reporting period and adjusted where necessary to reflect any changes in the pattern of consumption, physical wear and tear, technical or commercial obsolescence, or management intentions. The condition assessments are performed as part of the annual valuation process for assets at each reporting date.

Change in Estimate

In previous years Council applied residual values to assets within certain classes of property, plant and equipment to reflect cost savings expected to be achieved on renewal of short-life components – that is, allocation of a non-depreciable amount to long-life components of assets which are not replaced at regular intervals. Following clarification by the Australian Accounting Standards Board that such expected cost savings do not meet the definition of residual value per AASB 116, Council has removed the residual values from the calculation of depreciation on all asset classes with the exception of other plant and equipment. From 1 July 2014 the former residual values have been treated as separately identifiable components of the assets to which they relate, and assigned a useful life reflective of the number of short-term component cycles through which they are expected to deliver economic benefits without a requirement to be replaced.

The change in estimate described above, which has resulted in components of assets being depreciated for the first time, has resulted in an increase in depreciation expenditure of approximately \$1.45m over the amount which would have been expensed had the assumptions applied in previous years been maintained in the calculation of depreciation expenditure for the year ended 30 June 2015.

Separate to the above change, council also undertook a detailed review of the useful lives of all assets during the year ended 30 June 2015. This review utilized available internal (e.g. asset management practices, local environmental factors, experience), and external (knowledge of valuation service provider, Roads Alliance Valuation Project) information sources to ensure useful lives applied to Council assets are consistent with the time periods over which the future economic benefits of the assets are expected to be consumed. On average, the useful lives of Council's assets increased as a result of the review. To provide users of the financial statements with information relating to changes in estimates made during the year, those changes in useful lives considered to be material are detailed below, which changes not considered to be individually material are presented in aggregate:

Asset Type	Average Change	Previous Avg. Useful Life	% Change	Estimated Annual Depreciation Impact (\$)
Road Surfaces	10	15	67%	1,100,000
Sealed Road Pavements	25	60	42%	457,000
Runways & Taxiways	59	15	393%	439,000
Other Structures	11	32	34%	173,000
Buildings	6	43.3	14%	160,000
Water Mains	9	70	13%	139,000
Kerbs & Channels	19	50	38%	101,000
All others asset classes (individually <\$100k impact)	7	47.4	14%	321,000
				2,890,000

South Burnett Regional Council Notes to the Financial Statements

For the Year Ended 30 June 2015

1.I Intangible Assets

Intangible assets with a cost or other value exceeding \$5,000 are recognised as intangible assets in the financial statements, items with a lesser value being expensed.

Water allocation assets are held at cost less accumulated impairment charges. It has been determined that Council's water allocation intangible assets have an indefinite useful life, and the assets are therefore not amortised.

Costs associated with the purchase and development of council's new business system, TechOne have been capitalised and will be amortised on a straight line basis over the period expected benefit to Council. The new business system was implemented in the financial year ending 30 June 2014.

Amortisation methods, estimated useful lives and residual values are reviewed at the end of each reporting period and adjusted where appropriate.

1.J Impairment of Non-Current Assets

Each non-current physical and intangible asset and group of assets is assessed for indicators of impairment annually.

1.K Payables

Trade creditors are recognised upon receipt of the goods or services ordered and are measured at the agreed purchase / contract price net of applicable discounts other than contingent discounts. Amounts owing are unsecured and are generally settled on 30 day terms.

1.L Liabilities - Employee Benefits

Salaries and Wages

A liability for salaries and wages is recognised and measured as the amount unpaid at the reporting date at current pay rates in respect of employees' services up to that date. This liability represents an accrued expense and is reported in Note 13 as a payable.

Annual Leave

A liability for annual leave is recognised. Amounts expected to be settled within 12 months are calculated on current wage and salary levels and includes related employee on-costs. Amounts not expected to be settled within 12 months are calculated on projected future wage and salary levels and related employee on-costs, and are discounted to present values. This liability represents an accrued expense and is reported in Note 13 as a payable.

As council does not have an unconditional right to defer this liability beyond 12 months annual leave is classified as a current liability.

Long Service Leave

A liability for long service leave is measured as the present value of the estimated future cash outflows to be made in respect of services provided by employees up to the reporting date. The value of the liability is calculated using current pay rates and projected future increases in those rates and includes related employee on-costs. The estimates are adjusted for the probability of the employee remaining in Council's employment or other associated employment which would result in Council being required to meet the liability. Adjustments are then made to allow for the proportion of the benefit earned to date, and the result is discounted to present value. The interest rates attaching to the Commonwealth Government guaranteed securities at the reporting date are used to discount the estimated future cash outflows to their present value. This liability is reported in Note 15 as a provision.

Where employees have met the prerequisite length of service and council does not have an unconditional right to defer this liability beyond 12 months long service leave is classified as a current liability. Otherwise it is classified as non-current.

South Burnett Regional Council Notes to the Financial Statements

For the Year Ended 30 June 2015

1.M Restoration Provision

Waste Restoration

The provision is measured at the expected cost of the work required, discounted to current day values using the interest rates attaching to the Queensland Treasury Corporation Debt Pool rate with a date corresponding to the anticipated date of the restoration.

The provision represents the present value of the anticipated future costs associated with the closure of 27 old and operating refuse disposal sites, decontamination and monitoring of historical residues and leaching on these sites. The calculation of this provision requires the use of assumptions such as application of environmental legislation, site closure dates, available technologies and engineering cost estimates.

These uncertainties may result in future actual expenditure differing from amounts currently provided. Because of the long-term nature of the liability, the most significant uncertainty in estimating the provision is the costs that will be incurred. The provision recognised for refuse disposal sites is reviewed at least annually and updated based on the facts and circumstances available at the time. Management estimates that the current longest useable site will close in 2037 and that the restoration on the various sites will occur progressively after closing.

1.N Asset Revaluation Surplus

The asset revaluation surplus comprises adjustments relating to changes in value of property, plant and equipment that do not result from the use of those assets. Net incremental changes in the carrying value of classes of non-current assets since their initial recognition are accumulated in the asset revaluation surplus.

Increases and decreases on revaluation are offset within a class of assets.

Where a class of asset is decreased on revaluation, that decrease is offset first against the amount remaining in the asset revaluation surplus in respect of that class. Any excess is treated as an expense.

When an asset is disposed of, the amount in the surplus in respect of that asset is retained in the asset revaluation surplus and not transferred to retained surplus, unless the asset disposed is the last remaining asset in its particular asset category.

1.O National Competition Policy

The Council has reviewed its activities to identify its business activities. As no activities meet the thresholds set out in the *Local Government Regulation 2012* council has resolved not to apply the code of competitive conduct to any of its identified activities.

1.P Rounding and Comparatives

The financial statements have been rounded to the nearest \$1.

Comparative information has been restated where necessary to be consistent with disclosures in the current reporting period.

1.Q Taxation

Income of local authorities and public authorities is exempt from Commonwealth taxation except for Fringe Benefits Tax and Goods and Services Tax ('GST'). The net amount of GST recoverable from the Australian Taxation Office (ATO) or payable to the ATO is shown as an asset or liability respectively.

Council pays payroll tax to the Queensland Government on certain activities.

South Burnett Regional Council
Notes to the Financial Statements
For the Year Ended 30 June 2015

2. Analysis of Results by Function

2.A Statement of Compliance

The activities relating to the Council's components reported are as follows:

ORGANISATIONAL EXCELLENCE

An organisation that is characterised by effective leadership, responsible management and quality service delivery.

Goals:

- EXC1 Effective financial management
- EXC2 Effective business management
- EXC3 A skilled and sustainable workforce
- EXC4 Ethical, accountable and transparent decision-making
- EXC5 An informed and engaged community
- EXC6 Effective advocacy and strategic partnerships

ENHANCING OUR COMMUNITIES

Building vibrant, healthy, supportive and inclusive communities.

Goals:

- EC1 A community with the capacity to develop the area of arts, culture and heritage
- EC2 An active, safe and healthy community
- EC3 A community with the ability to manage natural and man-made disasters
- EC4 A transport system that connects communities

GROWTH AND OPPORTUNITY

A strong and sustainable regional economy supported by diverse sectors and innovative planning mechanisms

Goals:

- GO1 The South Burnett is a recognised tourism destination
- GO2 A strong and sustainable regional economy
- GO3 Balanced development that preserves and enhances our region

OUR ENVIRONMENT

A strong and sustainable environment, proactively and responsibly managed in partnership with the community for future generations.

Goals:

- ENV1 Our region's environmental assets are promoted, protected and enhanced
- ENV2 Environmentally responsible and efficient waste management

SERVICE DELIVERY AND INFRASTRUCTURE

The provision of quality services and infrastructure for our growing community that is planned, provided and managed on sound asset management principles.

Goals & Strategies

- SD1 Quality customer service
- SD2 Infrastructure that meets our communities needs

**South Burnett Regional Council
Notes to the Financial Statements**
For the Year Ended 30 June 2015

2B. Analysis of Results by Function

Year Ended 30 June 2015

Functions	Gross Program Income				Total Income	Gross Program Expenses		Total Expenses	Net Result from Recurrent Operations	Net Results	Assets
	Recurrent		Capital			Recurrent	Capital				
	Grants	Other	Grants	Other							
	2015	2015	2015	2015	2015	2015	2015	2015	2015	2015	2015
	\$	\$	\$	\$	\$	\$	\$	\$	\$	\$	\$
Organisational Excellence	5,345,898	23,497,500	-	-	28,843,398	4,134,301	-	4,134,301	24,709,097	24,709,097	193,833,957
Enhancing Our Communities	6,548,055	252,025	50,000	-	6,850,080	6,258,764	-	6,258,764	541,316	591,316	34,750,763
Growth & Opportunity	73,358	2,377,678	125,656	-	2,576,692	3,545,953	-	3,545,953	(1,094,917)	(969,261)	987,500
Our Environment	417,361	5,223,767	49,270	13,623	5,704,021	7,388,815	-	7,388,815	(1,747,687)	(1,684,794)	44,617,000
Service Delivery & Infrastructure	2,146,296	22,697,182	3,115,461	(1,004,199)	26,954,740	36,861,924	-	36,861,924	(12,018,446)	(9,907,184)	646,984,079
Total	14,530,968	54,048,152	3,340,387	(990,576)	70,928,931	58,189,757	-	58,189,757	10,389,363	12,739,174	921,173,299

Year Ended 30 June 2014

Functions	Gross Program Income				Total Income	Gross Program Expenses		Total Expenses	Net Result from Recurrent Operations	Net Results	Assets
	Recurrent		Capital			Recurrent	Capital				
	Grants	Other	Grants	Other							
	2014	2014	2014	2014	2014	2014	2014	2014	2014	2014	2014
	\$	\$	\$	\$	\$	\$	\$	\$	\$	\$	\$
Organisational Excellence	2,597,721	22,387,850	-	126,448	25,112,019	14,353,789	-	14,353,789	10,631,782	10,758,230	842,578,421
Enhancing Our Communities	25,302,237	84,781	12,217,167	-	37,604,185	18,765,006	-	18,765,006	6,622,012	18,839,179	1,856,111
Growth & Opportunity	6,351	2,551,914	145,172	-	2,703,437	3,441,095	-	3,441,095	(882,830)	(737,658)	596,280
Our Environment	644,529	5,469,767	30,600	-	6,144,896	7,182,467	-	7,182,467	(1,068,171)	(1,037,571)	641,554
Service Delivery & Infrastructure	1,191,084	21,286,367	2,994,130	-	25,471,581	38,725,710	-	38,725,710	(16,248,259)	(13,254,129)	25,531,591
Total	29,741,922	51,780,679	15,387,069	126,448	97,036,118	82,468,067	-	82,468,067	(945,466)	14,568,051	871,203,957

South Burnett Regional Council
Notes to the Financial Statements
For the Year Ended 30 June 2015

	Notes	2015 \$	2014 \$
3. Revenue Analysis			
(a) Rates, Levies and Charges			
General Rates		23,591,415	23,026,402
Separate Rates		6,086,809	6,068,673
Water		4,954,081	4,355,553
Water Consumption, Rental and Sundries		3,471,246	3,045,703
Sewerage		4,661,350	3,816,004
Waste Management		2,035,311	2,458,677
Total Rates and Utility Charge Revenue		<u>44,800,212</u>	<u>42,771,012</u>
Less: Discounts		(3,056,350)	(2,884,767)
Less: Pensioner Remissions		(756,181)	(732,776)
		<u>40,987,681</u>	<u>39,153,469</u>
(b) Sales Revenue			
Sale of Services			
Contract and Recoverable Works		5,782,539	6,125,424
4. Grants, Subsidies, Contributions and Donations			
(a) Recurrent			
General Purpose Grants		7,272,702	3,216,624
State Government Subsidies and Grants		348,700	675,791
Donations		137,795	80,530
Commonwealth Government Subsidies and Grants		333,889	164,016
Contributions		29,029	29,992
NDRRA Funding		6,408,853	25,574,969
		<u>14,530,968</u>	<u>29,741,922</u>
(b) Capital			
State Government Subsidies and Grants		2,467,416	1,008,860
Contributions		213,880	385,150
Commonwealth Government Subsidies and Grants		659,091	1,775,894
NDRRA Funding		-	12,217,165
		<u>3,340,387</u>	<u>15,387,069</u>

South Burnett Regional Council
Notes to the Financial Statements
For the Year Ended 30 June 2015

	Notes	2015 \$	2014 \$
5. Employee Benefits			
Total Staff Wages and Salaries		18,018,013	17,191,786
Councillors' Remuneration		581,447	583,723
Annual, Sick and Long Service Leave Entitlements		3,016,630	3,209,110
Superannuation	19	2,317,838	2,127,896
		<u>23,933,928</u>	<u>23,112,515</u>
Other Employee Related Expenses		893,330	827,794
		<u>24,827,258</u>	<u>23,940,309</u>
Less: Capitalised Employee Expenses		<u>(2,789,216)</u>	<u>(2,605,622)</u>
		<u>22,038,042</u>	<u>21,334,687</u>

Councillor remuneration represents salary, superannuation contributions and other allowances paid in relation to the carrying out of their duties.

	2015 #s	2014 #s
Total Council Employees at the Reporting Date:		
Elected Members	7	7
Administration Staff	136	139
Depot and Outdoors Staff	171	170
Total Full Time Equivalent Employees	<u>314</u>	<u>316</u>

6. Materials and Services

Advertising and Marketing	308,900	269,438
Administration Supplies and Consumables	231,146	304,911
Audit of Annual Financial Statements by the Auditor-General of Queensland	266,824	222,478
Communications and IT	1,263,837	1,107,238
Consultants	511,162	934,794
Contractors	9,112,557	27,649,696
Donations Paid	393,159	488,160
Repairs and Maintenance	4,033,554	10,233,483
Rentals - Operating Leases	535,334	146,943
Subscriptions and Registrations	242,568	256,858
Travel	45,400	109,147
Power	1,782,968	2,028,551
Other Materials and Services	2,880,570	5,927,797
	<u>21,607,979</u>	<u>49,679,494</u>

South Burnett Regional Council
Notes to the Financial Statements
For the Year Ended 30 June 2015

	Notes	2015 \$	2014 \$
7. Finance Costs			
Finance Costs Charged by the Queensland Treasury Corporation		1,750,367	734,271
Bank charges		79,957	80,140
Quarry Rehabilitation		17,807	-
Refuse Restoration		264,138	-
		2,112,269	814,411

8. Cash and Cash Equivalents

Cash at bank and on hand	485,612	844,553
Deposits at call	45,895,982	50,546,417
Balance per Statement of Cash Flows	46,381,594	51,390,970

Councils cash and cash equivalents are subject to a number of internal and external restrictions that limit amounts available for discretionary or future use. These include:

Unspent government grants and subsidies	1,647,626	1,362,321
Unspent developer contributions	4,876,857	4,662,977
Unspent loan monies	22,329,400	22,389,188
Internally imposed expenditure restrictions at the reporting date:		
Future capital works	10,337,603	10,555,992
Future recurrent expenditure	959,512	5,349,754
Total unspent restricted cash	40,150,998	44,320,232

Cash, cash deposits and term deposits are held with the National Australia Bank, Commonwealth Bank of Australia, Westpac Banking Corporation and Queensland Treasury Corporation in normal term deposits, deposits at call and business cheque accounts.

The previously mentioned banking institutions currently have a short and long term credit rating of:

Banking Institution	Short Term	Long Term
QTC	A-1+	AA+
CBA	A-1+	AA-
NAB	A-1+	AA-
WBC	A-1+	AA-

South Burnett Regional Council's sensitivity to an assumed 1% maximum fluctuation in interest rates if all other variables held constant is \$458,960 (2014: \$505,464).

South Burnett Regional Council
Notes to the Financial Statements
 For the Year Ended 30 June 2015

Notes	2015	2014
	\$	\$
9. Trade and Other Receivables		
Current		
Rateable revenue and utility charges	4,799,582	4,914,600
Other debtors	1,733,980	2,445,839
Less: provision for impairment of receivables	(20,000)	(20,000)
GST recoverable	1,298,690	1,681,574
Loans and advances to community organisations	17,645	28,495
Prepayments	527,921	391,484
	<u>8,357,818</u>	<u>9,441,992</u>
Non-current		
Loans and advances to community organisations	20,242	20,242

Interest is charged on outstanding rates at a rate of 11% per annum. No interest is charged on other debtors. There is no concentration of credit risk for rates and utility charges, fees and other debtors receivable.

In other cases, the Council assesses the credit risk before providing goods or services and applies normal business credit protection procedures to minimise the risk.

Loans relate to advances made to various sporting bodies. These loans arise from time to time and are subject to negotiated interest rates. The credit risk on these loans is considered low.

By the nature of the Council's operations, there is a geographical concentration of risk in the Council's area, because the area is largely food manufacturing, as well as a large concentration in the mining and agricultural sectors.

Due to current limitations in Council's software, Council is unable to provide comparative information on the ageing of past due receivables and the amount of any impairment as at 30 June 2015.

**South Burnett Regional Council
Notes to the Financial Statements**
For the Year Ended 30 June 2015

10. Property, Plant and Equipment

30-Jun-15	Note	Land and Improvements		Buildings		Other Plant and Equipment		Road, Drainage and Bridge		Water		Wastewater		Work in Progress		Total	
		Fair Value	\$	Fair Value	\$	Cost	Fair Value	\$	Fair Value	\$	Fair Value	\$	Fair Value	\$	Cost	\$	\$
Basis of Measurement																	
Asset Values																	
Opening Gross Value as at 1 July 2014		44,490,256		132,435,535		29,834,929		468,475,936		152,525,820		91,781,566		25,201,894		944,745,936	
Additions		-		-		-		-		-		-		34,929,883		34,929,883	
Disposals		(1,319,565)		-		(3,225,305)		-		-		-		-		(4,544,870)	
Revaluation Adjustment to Asset Revaluation Surplus	16	(684,225)		(1,806,990)		-		30,561,505		(1,407,579)		2,867,178		-		29,529,889	
Transfers from Work In Progress		811,030		3,624,225		2,875,369		6,832,524		4,386,272		154,763		(18,684,183)		-	
Transfers Between Classes		-		-		-		-		(11,025)		11,025		-		-	
Closing Gross Value as at 30 June 2015		43,297,496		134,252,770		29,484,993		505,869,965		155,493,488		94,814,532		41,447,594		1,004,660,838	

Accumulated Depreciation and Impairment

Opening Balance as at 1 July 2014		-		20,495,751		18,238,354		49,062,023		32,728,773		22,930,735		-		143,455,636	
Depreciation Provided in Period		-		1,812,688		1,788,298		5,440,521		1,925,822		1,308,489		-		12,275,818	
Depreciation on Disposals		-		-		(2,484,779)		-		-		-		-		(2,484,779)	
Revaluation Adjustment to Asset Revaluation Surplus	16	-		(732,239)		-		(2,842,316)		(1,287,975)		(625,178)		-		(5,387,708)	
Transfers Between Classes		-		(1,347)		-		1,347		-		-		-		-	
Accumulated Depreciation as at 30 June 2015		-		21,574,853		17,541,873		51,661,575		33,366,620		23,714,046		-		147,858,967	

Consolidated Book Value as at 30 June 2015

Range of Estimated Useful Life in Years		43,297,496		112,677,917		11,943,120		454,208,390		122,126,868		71,100,486		41,447,594		856,801,871	
Additions Comprise:		Not Depreciated		40 - 240		3 - 20		5 - 200		20 - 200		20 - 200		Not Depreciated			

Renewals

Renewals		\$		\$		\$		\$		\$		\$		\$		\$	
Other Additions		-		-		-		-		-		-		21,303,767		21,303,767	
Total Additions		-		-		-		-		-		-		13,626,116		13,626,116	
		-		-		-		-		-		-		34,929,883		34,929,883	

**South Burnett Regional Council
Notes to the Financial Statements**
For the Year Ended 30 June 2015

	Note	Land and Improvements		Buildings		Other Plant and Equipment		Road, Drainage and Bridge Network		Water		Wastewater		Asset Restoration		Work in progress		Total	
		Fair Value	Fair Value	Fair Value	Cost	Fair Value	Fair Value	Fair Value	Fair Value	Fair Value	Fair Value	Fair Value	Fair Value	Fair Value	Cost	Fair Value	Cost		
Basis of Measurement																			
Asset Values																			
Opening Gross Value as at 1 July 2013		42,275,954	126,434,989	30,144,562	294,239,749	129,904,223	78,673,398	4,115,658	6,091,939	711,880,472									
Additions		-	-	-	-	-	-	-	-	35,430,490									
Disposals		(225,000)	-	(3,123,339)	-	-	-	-	-	-									(3,348,339)
Revaluation Adjustment to Asset Revaluation Surplus	16	(9,473,617)	1,000,587	-	160,712,405	22,621,597	13,108,168	-	-	-									187,969,140
Transfers from Inventory - Land for Sale		23,256	-	-	-	-	-	-	-	-									23,256
Transfers from Work in Progress		-	-	2,796,753	13,523,782	-	-	-	-	(16,320,535)									-
Adjustment - change in estimate		-	-	-	-	-	-	-	-	-									-
Asset Transferred from Investment Property		1,902,560	5,016,912	-	-	-	-	-	-	-					5,871,445				5,871,445
Transfers Between Classes		9,987,103	(16,953)	16,953	-	-	-	-	-	-					(9,987,103)				6,919,472
Closing Gross Value as at 30 June 2014		44,490,256	132,435,535	29,834,929	468,475,936	152,525,820	91,781,566	-	25,201,894	944,745,936									
Accumulated Depreciation and Impairment																			
Opening Balance as at 1 July 2013		-	18,522,015	18,986,373	85,715,733	59,150,008	47,046,337	-	-	229,420,466									
Depreciation Provided in Period		-	2,243,817	2,066,965	3,170,030	1,825,041	1,333,622	-	-	10,639,475									
Depreciation on Disposals		-	-	(2,830,467)	-	-	-	-	-	(2,830,467)									
Revaluation Adjustment to Asset Revaluation Surplus	16	-	(814,072)	-	(39,823,740)	(28,246,276)	(25,449,224)	-	-	(94,333,312)									
Assets Transferred from Investment Property		-	559,474	-	-	-	-	-	-	559,474									
Transfers Between Classes		-	(15,483)	15,483	-	-	-	-	-	-									
Accumulated Depreciation as at 30 June 2014		-	20,495,751	18,238,354	49,062,023	32,728,773	22,930,735	-	25,201,894	143,455,636									
Consolidated Book Value as at 30 June 2014		44,490,256	111,939,784	11,596,575	419,413,913	119,797,047	68,850,831	-	25,201,894	801,290,300									
Range of Estimated Useful Life in Years		Not Depreciated	40 - 100	3 - 20	5 - 100	20 - 80	20 - 60	Not Depreciated	Not Depreciated	-									
Additions comprise:																			
Renewals		\$	\$	\$	\$	\$	\$	\$	\$	\$									\$
Other Additions		-	-	-	-	-	-	-	-	33,386,787									33,386,787
Total Additions		-	-	-	-	-	-	-	-	2,796,753									2,796,753
		-	-	-	-	-	-	-	-	35,430,490									35,430,490

South Burnett Regional Council
Financial Statements
 For the Year Ended 30 June 2015

11. Fair Value Measurements:

(i) Recognised Fair Value Measurements

To provide an indication about the reliability of the inputs used in determining fair values, council classifies assets which are measured at fair value into the three levels prescribed under AASB 13: Fair Value Measurements, as follows:

Level 1: Fair value based on quoted prices (unadjusted) in active markets for identical assets or liabilities.

Level 2: Fair value based on inputs that are directly or indirectly observable for the asset or liability.

Level 3: Fair value based on unobservable inputs for the asset and liability.

Council measures and recognises the following assets at fair value on a recurring basis.

Property, plant and equipment

- Land and improvement
- Buildings
- Road, drainage and bridge network
- Water infrastructure
- Wastewater infrastructure

Council does not measure any liabilities at fair value on a recurring basis.

Council has assets and liabilities which are not measured at fair value, but for which fair values are disclosed in other notes. Council borrowings are measured at amortised cost with interest recognised in profit or loss when incurred. The fair value of borrowings disclosed in Note 14 is provided by the Queensland Treasury Corporation and represents the contractual undiscounted cash flows at balance date (level 2). The carrying amount of trade receivables and trade payables are assumed to approximate their fair value due to their short-term nature (level 2).

There were no transfers between levels during the year.

The fair values of financial and non-financial assets that are not traded in an active market are determined using valuation techniques. These valuation techniques maximise the use of observable data where it is available and rely as little as possible on entity specific estimates. If all significant inputs required to fair value an asset are observable, the asset is included in level 2. If one or more of the significant inputs is not based on observable market data, the asset is included in level 3. This is the case for council infrastructure assets, which are of a specialist nature and where there is no active market for the assets.

The following table summarises the classification of council's assets into levels defined above.

2015	Asset	Level	Valuation Technique	Gross (RC or MV)	Accumulated Depreciation	Fair Value
	Land	2	Market	43,297,496	-	43,297,496
	Specialised Buildings	3	Cost	93,360,053	16,420,398	76,939,655
	Residential / Commercial	2	Market	987,500	-	987,500
	Other Structures	3	Cost	39,905,217	5,154,455	34,750,762
	Road Network	3	Cost	505,869,965	51,661,575	454,208,390
	Water Infrastructure	3	Cost	155,493,488	33,366,620	122,126,868
	Wastewater Infrastructure	3	Cost	94,814,532	23,714,046	71,100,486
				933,728,251	130,317,094	803,411,157

South Burnett Regional Council
Notes to the Financial Statements
For the Year Ended 30 June 2015

2014

Asset	Level	Valuation Technique	Gross (RC or MV)	Accumulated Depreciation	Fair Value
Land	2	Market	44,490,256	-	44,490,256
Specialised Buildings	3	Cost	90,539,674	12,658,232	77,881,442
Residential / Commercial	2	Market	1,609,951	647,447	962,504
Other Structures	3	Cost	40,285,910	7,190,072	33,095,838
Road Network	3	Cost	468,475,936	49,062,023	419,413,913
Water Infrastructure	3	Cost	152,525,820	32,728,773	119,797,047
Wastewater Infrastructure	3	Cost	91,781,566	22,930,735	68,850,831
			889,709,113	125,217,282	764,491,831

The table below summarises the level of detail applied in determining the value of Council's assets as at 30 June 2015.

Asset Category	Valuation Effective 30 June 2015	Performed By	Effective Date of Last Comprehensive Valuation	Performed By
Land	Desktop	APV Valuers and Asset Management	30/06/2012	APV Valuers and Asset Management
Buildings	Desktop	APV Valuers and Asset Management	30/06/2012	APV Valuers and Asset Management
Roads, Drainage and Bridge Network	32% Comprehensive/ Remainder Desktop	APV Valuers and Asset Management	Due to flood events and other issues a comprehensive valuation of the whole road network has not been completed since amalgamation. A comprehensive revaluation exercise is presently being undertaken over a four year period, as described in note 11(ii).	
Water Infrastructure Network	Desktop	APV Valuers and Asset Management	30/06/2014	APV Valuers and Asset Management
Sewerage Infrastructure Network	Desktop	APV Valuers and Asset Management	30/06/2014	APV Valuers and Asset Management

(ii) Valuation Techniques Used to Derive Fair Values

Land (Level 2)

Level 2 valuation inputs were used to value land in freehold title. Sales prices of comparable land sites in close proximity are adjusted for differences in key attributes such as property size. The most significant inputs into this valuation approach are price per square metre. Valuations represent the replacement cost of the land. All land values are based on the assumption that contaminants such as asbestos, chemicals, toxic wastes or other hazardous materials do not exist on these land parcels.

As noted above the last comprehensive valuation of land assets was undertaken effective 30 June 2012. The desktop valuation undertaken in the current period adjusts the figures from the previous valuation by reference to indexation to make them current as at the reporting date. The methodology used to achieve this is to analyse land sales data for the preceding twelve month period. In conducting this analysis the valuer determined that the following indexation percentages were indicative of the movement in the value of land within the South Burnett Regional Council area:

	2015	2014
Land Category	Index %	Index %
South Burnett Regional Council	0.0%	2.0%
Rural Residential Land (1 - 5 hectare)	0.0%	0.5%
Rural Land (Over 5 hectares)	0.0%	1.0%
Kingaroy Land	0.0%	2.5%

South Burnett Regional Council
Notes to the Financial Statements
 For the Year Ended 30 June 2015

Buildings (Level 2 and Level 3)

Where there is a market for council building assets, fair value has been derived from the sales prices of comparable properties after adjusting for differences in key attributes such as property size. The most significant inputs into this valuation approach were price per square metre. These are classified as level 2 fair value measurements.

Where council buildings are of a specialist nature and there is no active market for the assets, fair value has been determined using the cost approach. Under this approach the cost to replace the asset is calculated and then adjusted to take account of an accumulated depreciation. The approach includes componentising the buildings into significant parts with each component assigned a value based on the inter-relationship between a range of factors. While unit rates based on square metres could be supported from market evidence (level 2) other inputs (such as asset condition, useful life, and pattern of consumption of the future economic benefit including the split between short-life and long-life parts of each component) required extensive professional judgment and impacted significantly on the final determination of fair value. As such these assets were classified as having been valued using level 3 valuation inputs. The valuation's sensitivity to these inputs is summarised below:

Significant Unobservable Input	Range of Inputs	Relationship of Unobservable Inputs to Fair Value
Condition rating	0 – 5.5	The higher the condition rating, the lower the fair value
Long-life part gross replacement cost (GRC) percentage (by component)	0% - 60%	The higher the long-life part GRC percentage, the higher the fair value

Under the cost approach (level 3) the estimated cost to replace the asset is calculated and then adjusted to take account of an accumulated depreciation, reflective of the decline in service potential of the asset. To derive a value for the decline in service potential, an asset is first split between short-life and long-life (recyclable) parts based on planned asset management strategies. The remaining service potential percentage (RSP%) of the short-life part is evaluated using an asset consumption rating scale for each asset type based on the inter-relationship between key holistic factors (functionality, capacity, utilization, and obsolescence) and component specific factors (physical condition and maintenance history). The RSP% for the long-life part is estimated based on the assumption that the cost to bring the asset back to its full service potential is nil, based on a principle of perpetual renewal. The RSP% for the long-life part of an asset would therefore typically be 100% unless asset management strategies or physical obsolescence indicated otherwise.

The consumption rating scales used were based initially on the past experience of the valuation firm and industry guides and were then updated to take into account the experience and understanding of Council's own infrastructure, asset management and finance staff. The results of the valuation were further evaluated through confirmation against Council's own understanding of the assets and the level of remaining service potential. The percentage serve potential remaining at each condition score within the consumption rating scales employed in the valuation of building assets is summarized in the table below:

Consumption Score	Description	% Remaining Service Potential of Short-life Depreciable Amount				
		Straight Line	Low	Mod	High	Extreme
0 – 0.99	New or very good condition – very high level of remaining service potential	100%	100%	100%	100%	100%
1 – 1.99	Not new but in very good condition with no indicators of any future obsolescence and providing a high level of remaining service potential	85%	92%	94%	98%	100%
2 – 2.99	Aged and in good condition providing an adequate level of remaining service potential. No signs of immediate or short term obsolescence	50%	65%	75%	85%	99%

South Burnett Regional Council
Notes to the Financial Statements
For the Year Ended 30 June 2015

3 – 3.99	Providing an adequate level of remaining service potential but there are some concerns over the asset's ability to continue to provide an adequate level of service in the short to medium term. May be signs of obsolescence in the short to mid-term	25%	40%	54%	70%	90%
4 – 4.99	Indicators showing the need to renew, upgrade or scrap in near future. Should be reflected by inclusion in the Capital Works Plan to renew or replace in the short-term. Very low level of remaining service potential	10%	20%	34%	45%	70%
5 – 5.99	At intervention point. No longer providing an acceptable level of service. If remedial action is not taken immediately the asset will need to be closed or decommissioned	0%	0%	0%	0%	0%
6 – End of Life	Theoretical end of life	Fully written off				

As noted above the last comprehensive valuation of building assets was undertaken effective 30 June 2012. The desktop valuation undertaken in the current period adjusts the figures from the previous valuation by reference to indexation to make them current as at the reporting date. The indexation percentages for the building valuations have been derived from reference to actual costs of recent construction where details were available, costing guides issued by the Australian Institute of Quantity Surveyors, Rawlinson's (Australian Construction Handbook), construction data from the Australian Bureau of Statistics and the valuer's own internal market research. The analysis of these construction cost guides and research has determined that the approximate increase in building costs over the period from the 30 June 2014 to 30 June 2015 for each building type is as follows:

	2015	2014
Building Category	Index %	Index %
Residential	2.0%	1.0%
Commercial	2.0%	2.0%
Industrial	1.75%	1.0%
Civic	2.5%	2.0%
Amenities	2.5%	2.0%

Road, Drainage and Bridge Network Infrastructure Assets (Level 3)

Council has engaged APV Valuers and Asset Management to provide a comprehensive valuation of all road network assets over a three year period. As at 30 June 2015 a 32% sample of the network was comprehensively valued with the balance being a desktop valuation based on revised unit rates.

All road, bridge and drainage network assets were valued using level 3 valuation inputs under a cost approach. The approach estimated the replacement cost of each asset by componentising the assets into significant parts (i.e. for road assets formation, pavement and seal) with different useful lives and taking into account a range of factors. While unit rates based on square metres or similar capacity could be supported from market evidence (level 2) other inputs (such as asset condition, estimates of residual value, useful life, pattern of consumption of the future economic benefit including the split between short-life and long-life parts of each component) required extensive professional judgement and impacted significantly on the final determination of fair value. As such these assets were classified as having been valued using level 3 valuation inputs. The valuation's sensitivity to these inputs is summarised below:

Significant Unobservable Input	Range of Inputs	Relationship of Unobservable Inputs to Fair Value
Standard material usage quantities	Varies depending upon the type of material	The higher the usage quantities, the higher the fair value
Condition rating	0 – 5.5	The higher the condition rating, the lower the fair value
Long-life part GRC % (by component)	40% - 100%	The higher the long-life part GRC percentage, the higher the fair value

South Burnett Regional Council
Notes to the Financial Statements
For the Year Ended 30 June 2015

Under the cost approach (level 3) the estimated cost to replace the asset is calculated and then adjusted to take account of an accumulated depreciation, reflective of the decline in service potential of the asset. The methodology for deriving the decline in service potential of road infrastructure assets is consistent with that described for buildings above.

The consumption rating scales employed in the valuation of road, bridge and drainage network assets and the percentage service potential remaining of each short-life part at each condition score within those consumption rating scales are consistent with those disclosed for buildings above.

The nature of the road network infrastructure is that there are a very large number of assets which comprise the network and as a result it is not physically possible to inspect every asset for the purposes of completing a valuation. As a consequence, reliance was placed on the accuracy of data held in the asset management system and its associated internal controls. This includes regular planned inspections and updates to the system following maintenance activities and renewal treatments.

As observable in Note 10 the current period revaluation exercise resulted in a minor increase in Council's road, bridge and drainage network asset valuation of approximately \$33.4m, or 7.9% of the pre-revaluation asset written-down value.

Water and Wastewater Network Infrastructure Assets (Level 3)

All water and wastewater network assets were valued using level 3 valuation inputs under a cost approach. The approach estimated the replacement cost of each asset by componentising the assets into significant parts with different useful lives and taking into account a range of factors. While unit rates based on square metres or similar capacity could be supported from market evidence (level 2) other inputs (such as asset condition, estimates of residual value, useful life, pattern of consumption for the future economic benefit including the split between short-life and long-life parts of each component) required extensive professional judgement and impacted significantly on the final determination of fair value. As such these assets were classified as having been valued using level 3 valuation inputs. The valuation's sensitivity to these inputs is summarized below:

Significant Unobservable Input	Range of Inputs	Relationship of Unobservable Inputs to Fair Value
Standard material usage quantities	Varies depending upon the type of material	The higher the usage quantities, the higher the fair value
Condition rating	0 – 5.5	The higher the condition rating, the lower the fair value
Long-life part GRC % (by component)	0% - 40%	The higher the long-life part GRC percentage, the higher the fair value

Under the cost approach (level 3) the estimated cost to replace the asset is calculated and then adjusted to take account of an accumulated depreciation, reflective of the decline in service potential of the asset. The methodology for deriving the decline in service potential of water and wastewater infrastructure assets is consistent with that described for buildings above.

The consumption rating scales employed in the valuation of water and wastewater network assets and the percentage service potential remaining of the short-life part at each condition score within those consumption rating scales are consistent with those disclosed for buildings above.

The nature of water and wastewater network infrastructure is that there are a very large number of assets which comprise the networks and as a result it is not physically possible to inspect every asset for the purposes of completing a valuation. As a consequence, reliance was placed on the accuracy of data held in the asset management system and its associated internal controls. This includes regular planned inspections and updates to the system following maintenance activities and renewal treatments. Likewise, a large portion of these networks is located underground and may only be inspected on an irregular basis.

As noted above the last comprehensive valuation of water and sewerage infrastructure assets was undertaken effective 30 June 2014. The desktop valuation undertaken in the current period adjusts the figures from the previous valuation by reference to indexation to make them current as at the reporting date. The indexation percentages for the water and sewerage infrastructure valuations have been derived from reference to actual costs of recent construction where details were available,

South Burnett Regional Council Notes to the Financial Statements

For the Year Ended 30 June 2015

costing guides issued by the Australian Institute of Quantity Surveyors, Rawlinson's (Australian Construction Handbook), construction data from the Australian Bureau of Statistics and the valuer's own internal market research. The analysis of these construction cost guides and research has determined that the approximate increase in infrastructure costs over the period from the 30 June 2014 to 30 June 2015 for each asset type is as follows:

	2015
Asset Category	Index %
Water – Civil, Electrical and Pipeworks and Associated Services	2.0%
Water – Mechanical	2.0%
Sewerage – Civil and Electrical	2.0%
Sewerage – Mechanical	1.0%
Sewerage – Pipeworks and Associated Services	3.0%

(iii) Changes in fair value measurements using significant unobservable inputs (level 3)

The changes in level 3 assets with recurring fair value measurements are detailed in Note 10 (property, plant and equipment). However, since the buildings disclosed in that note comprise both level 2 and level 3 assets, the movements in level 3 buildings are detailed below. There have been no transfers between level 1, 2 or 3 measurements during the year.

Changes in commercial and other non-residential buildings (level 3)

	2015	2014
	\$	\$
<u>Gross replacement cost</u>		
Opening gross value as at beginning of year	130,825,584	124,840,979
Transfers from investment property	-	5,016,912
Transfers between classes	3,624,225	(16,953)
Revaluation adjustment to asset revaluation surplus	(1,184,539)	984,646
Closing gross value as at end of financial year	133,265,270	130,825,584
<u>Accumulated depreciation</u>		
Opening balance as at beginning of year	19,848,304	17,903,005
Depreciation provided in period	1,727,151	2,223,274
Transfers from investment property	-	559,474
Transfers between classes	(1,347)	(15,483)
Revaluation adjustment to asset revaluation surplus	745	(821,966)
Accumulated depreciation as at end of financial year	21,574,853	19,848,304
Depreciated replacement cost as at end of financial year	111,690,417	110,977,280

South Burnett Regional Council
Financial Statements
 For the Year Ended 30 June 2015

	Notes	2015 \$	2014 \$
12. Intangible Assets			
Water Allocation			
Closing Gross Carrying Value		6,234,639	6,234,639
Computer Software			
Opening Gross Carrying Value		1,991,770	1,552,233
Additions		483,172	439,537
Amortisation		(155,649)	-
Closing Gross Carrying Value		2,319,293	1,991,770
Total Intangible Assets		8,553,932	8,226,409

The software has a finite useful life of 10 years and is amortised on a straight line basis with no residual values.

The water allocation assets are considered to have an indefinite useful life. The assets were tested for impairment at 30 June 2015 by comparing the carrying value of the water distribution network cash-generating unit (incorporating the tangible water infrastructure and the intangible allocation assets) against the net present value of forecast future cash flows to be generated over the maximum replacement lifecycle of network assets. While Council does not operate the water distribution network to generate a profit, Council does set rates for water access and distribution with the view to recovering the costs of maintaining the distribution network. Key assumptions employed in this analysis included net first year recurrent cash flows of \$3.897m, annual cash flow growth of 3.68% and a discount rate of 4.87%. The results of the impairment assessment performed indicated that the water allocation assets were not impaired as at 30 June 2015.

13. Trade and Other Payables

Current		
Creditors and Accruals	3,285,614	7,812,102
GST Payable	287,894	2,575,118
Annual Leave	2,196,278	2,190,736
Other Entitlements	122,617	121,143
	5,892,403	12,699,099

South Burnett Regional Council
Notes to the Financial Statements
For the Year Ended 30 June 2015

Notes	2015	2014
	\$	\$
14. Borrowings		
Current		
Loans - Queensland Treasury Corporation	2,213,721	1,687,761
Non-Current		
Loans - Queensland Treasury Corporation	42,215,420	34,674,093
Loans - Queensland Treasury Corporation		
Opening Balance at Beginning of Financial Year	36,361,854	12,512,196
Loans Raised	9,738,400	24,660,000
Principal Repayments	<u>(1,671,113)</u>	<u>(810,342)</u>
Book Value at End of Financial Year	<u>44,429,141</u>	<u>36,361,854</u>

The QTC loan market value at the reporting date was \$47,030,031 representing the value of the debt if Council repaid it at that date. As it is the intention of Council to hold the debt for its term, no provision is required to be made to these accounts.

No assets have been pledged as security by the Council for any liabilities, however all loans are guaranteed by the Queensland Government.

No interest has been capitalised during the current or comparative reporting period. Expected final repayment dates vary from 26 July 2015 to 13 August 2033.

South Burnett Regional Council manages its exposure to liquidity risk by maintaining sufficient cash deposits, both short and long term, to cater for unexpected volatility in cash flows.

Council's borrowings with QTC are either fixed rate loans, or form part of the QTC generic debt pool. The generic debt pool products approximate a fixed rate loan. As such, council is not subject to any material level of interest rate risk on borrowings with QTC.

There have been no defaults or breaches of the loan agreement during the period.

Principal and interest repayments are made quarterly in arrears.

South Burnett Regional Council
Financial Statements
For the Year Ended 30 June 2015

	Notes	2015 \$	2014 \$
15. Provisions			
Current			
Long Service Leave		3,220,570	3,165,408
Other		89,811	89,369
		<u>3,310,381</u>	<u>3,254,777</u>
Non-Current			
Quarry Rehabilitation		949,745	889,921
Refuse Restoration		9,978,500	9,097,182
Long Service Leave		684,362	629,128
		<u>11,612,607</u>	<u>10,616,231</u>
<i>Details of Movements in Provisions</i>			
Refuse Restoration			
Initial Recognition		9,097,182	3,248,411
Increase / (Decrease) in Estimate of Future Cost		45,140	5,652,451
Increase / (Decrease) Due to Change in Discount Rate		572,040	106,861
Increase Due to Unwinding of Discount		264,138	89,459
Balance at End of Financial Year		<u>9,978,500</u>	<u>9,097,182</u>
Long Service Leave			
Balance at Beginning of Financial Year		3,794,536	3,625,284
Long Service Leave Entitlement Arising		553,134	361,666
Long Service Entitlement Paid		(442,739)	(192,414)
Balance at End of Financial Year		<u>3,904,931</u>	<u>3,794,536</u>

16. Asset Revaluation Surplus

The closing balance of the asset revaluation surplus comprises the following asset categories:

Land and Improvements	14,457,656	15,141,881
Buildings	55,353,926	56,428,677
Road, Drainage and Bridge Network	237,976,200	204,572,379
Water	65,417,322	65,536,926
Sewerage	57,578,062	54,185,706
	<u>430,783,166</u>	<u>395,865,569</u>

South Burnett Regional Council
Notes to the Financial Statements
For the Year Ended 30 June 2015

Notes	2015 \$	2014 \$
17. Commitments for Expenditure		
Operating Leases		
Minimum lease payments in relation to non-cancellable operating leases are as follows:		
Within One Year	-	207,456
One to Five Years	-	242,032
	-	449,488
Contractual Commitments		
Contractual commitments at end of financial year but not recognised in the financial statements are as follows:		
Garbage Collection Contract	8,927,349	-
Security	49,896	135,432
Cleaning Contractors	354,488	541,649
	9,331,733	677,081

18. Contingent Liabilities

Details and estimates of maximum amounts of contingent liabilities are as follows:

Local Government Mutual

The South Burnett Regional Council is a member of the Local Government Mutual Liability self-insurance pool, LGM Queensland. In the event of the pool being wound up or being unable to meet its debts as they fall due, the trust deed and rules provide that any accumulated deficit will be met by the individual pool members in the same proportion as their contribution is to the total pool contributions in respect to any year that a deficit arises.

The most recent financial statements reported an accumulated surplus and that it was not anticipated that any liability would arise.

Local Government Workcare

The South Burnett Regional Council is a member of the Queensland Local Government Worker's Compensation Self-Insurance Scheme, Local Government Workcare. Under this scheme the Council has provided an indemnity towards a bank guarantee to cover bad debts which may remain should the self insurance licence be cancelled and there was insufficient funds to cover outstanding liabilities. Only the government's worker's compensation authority may call on any part of the guarantee should the above circumstances arise. The Council's maximum exposure to the bank guarantee is \$633,856 for 30 June 2015 and was \$823,275 in the prior year ended 30 June 2014.

South Burnett Regional Council
Financial Statements
 For the Year Ended 30 June 2015

19. Superannuation

The South Burnett Regional Council contributes to the Local Government Superannuation Scheme (Qld) (the scheme). The scheme is a Multi-employer Plan as defined in the Australian Accounting Standard AASB119 *Employee Benefits*.

The Queensland Local Government Superannuation Board, the trustee of the scheme, advised that the local government superannuation scheme was a complying scheme for the purpose of the Commonwealth Superannuation Industry (Supervision) legislation.

The scheme has three elements referred to as:

- The City Defined Benefits Fund (CDBF) which covers former members of the City Super Defined Benefits Fund;
- The Regional Defined Benefits Fund (Regional DBF) which covers defined benefit fund members working for regional local governments; and
- The Accumulation Benefits Fund (ABF) is a defined contribution scheme as defined in AASB 119. Council has no liability to or interest in the ABF other than the payment of the statutory contributions as required by the *Local Government Act 2009*.

Council does not have any employees who are members of the CDBF and, therefore, is not exposed to the obligations, assets or costs associated with this fund.

The Regional DBF is a defined benefit plan as defined in AASB119. The Council is not able to account for the Regional DBF as a defined benefit plan in accordance with AASB 119 because the scheme is unable to account to the Council for its proportionate share of the defined benefit obligation, plan assets and costs. The funding policy adopted in respect of the Regional DBF is directed at ensuring that the benefits accruing to members and beneficiaries are fully funded as they fall due.

To ensure the ongoing solvency of the Regional DBF, the scheme's trustee can vary the rate of contributions from relevant local government employers subject to advice from the scheme's actuary. As at the reporting date, no changes had been made to prescribed employer contributions which remain at 12% of employee assets and there are no known requirements to change the rate of contributions.

Any amount by which either scheme is over or under funded would only affect future benefits and contributions to the Regional DBF, and is not an asset or liability of the Council. Accordingly there are no recognitions in the financial statements of any over or under funding of the scheme.

At the reporting date, the assets of the scheme are sufficient to meet the vested benefits.

The most recent actuarial assessment of the scheme was undertaken as at 1 July 2012. The actuary indicated that "the Regional DBF is currently in a satisfactory but modest financial position and remains vulnerable to adverse short and medium term experience".

Following the previous actuarial assessment in 2009, councils were advised by the trustee of the scheme, following advice from the scheme's actuary, that additional contributions may be imposed in the future at a level necessary to protect the entitlements of Regional DBF members. In the 2012 actuarial report the actuary has recommended no change to the employer contribution levels at this time.

Under the Local Government Act 2009 the trustee of the scheme has the power to levy additional contributions on councils which have employees in the Regional DBF when the actuary advises such additional contributions are payable - normally when the assets of the Regional DBF are insufficient to meet members' benefits.

There are currently 71 entities contributing to the Regional DBF plan and any changes in contribution rates would apply equally to all 71 entities. South Burnett Regional Council made less than 4% of the total contributions to the plan in the 2014-15 financial year.

The next actuarial investigation will be conducted as at 1 July 2015.

	Note	2015 \$	2014 \$
The amount of superannuation contributions paid by Council to the scheme in this period for the benefit of employees was:	5	2,317,838	2,127,896

South Burnett Regional Council
Financial Statements
For the Year Ended 30 June 2015

	Notes	2015 \$	2014 \$
20. Trust Funds			
Trust Funds Held for Outside Parties			
Security Deposits		830,639	761,828

Trust Funds are monies collected or held on behalf of other individuals and/or entities yet to be paid out to or on behalf of those individuals and/or entities. The South Burnett Regional Council performs only a custodial role in respect of these monies. As these funds cannot be used by Council, they are not brought to account in these financial statements.

21. Reconciliation of Result from Ordinary Activities to Net Cash Inflow / (Outflow) from Operating Activities

Net Result	12,739,174	14,568,051
Non-Cash Items:		
Depreciation and Amortisation	12,431,467	10,639,475
Unwinding of discount – restoration provisions	281,945	-
Investing and Development Activities:		
Net (Profit) / Loss on Disposal of Non-Current Assets	990,576	(126,448)
Capital Grants and Contributions	(3,340,387)	(15,387,069)
	(2,349,811)	(15,513,517)
Changes in Operating Assets and Liabilities:		
(Increase) / Decrease in Receivables	1,073,324	(3,790,909)
(Increase) / Decrease in Inventory	(233,798)	15,288
Increase / (Decrease) in Payables	(6,806,696)	6,480,287
Increase / (Decrease) in Other Provisions	110,837	217,543
	(5,856,332)	2,922,209
Net Cash Inflow from Operating Activities	17,246,443	12,616,218

22. Events after the Reporting Period

There are no material adjusting events after the balance date.

South Burnett Regional Council
Financial Statements
For the Year Ended 30 June 2015




South Burnett Regional Council
Management Certificate
For the Year Ended 30 June 2015

These general purpose financial statements have been prepared pursuant to Sections 176 and 177 of the *Local Government Regulation 2012* (the Regulation) and other prescribed requirements.

In accordance with Section 212(5) of the Regulation we certify that:

- (i) The prescribed requirements of the *Local Government Act 2009* and *Local Government Regulation 2012* for the establishment and keeping of accounts have been complied with in all material respects; and
- (ii) The general purpose financial statements present a true and fair view, in accordance with Australian Accounting Standards, of the Council's transactions for the financial year and financial position at the end of the year.



Mayor
Wayne Kratzmann
22/10/2015

Date



Acting Chief Executive Officer
Stan Taylor
22/10/2015

Date

INDEPENDENT AUDITOR'S REPORT

To the Mayor of South Burnett Regional Council

Report on the Financial Report

I have audited the accompanying financial report of South Burnett Regional Council, which comprises the statement of financial position as at 30 June 2015, the statement of comprehensive income, statement of changes in equity and statement of cash flows for the year then ended, notes comprising a summary of significant accounting policies and other explanatory information, and certificates given by the Mayor and Chief Executive Officer.

The Council's Responsibility for the Financial Report

The Council is responsible for the preparation of the financial report that gives a true and fair view in accordance with prescribed accounting requirements identified in the *Local Government Act 2009* and *Local Government Regulation 2012*, including compliance with Australian Accounting Standards. The Council's responsibility also includes such internal control as the Council determines is necessary to enable the preparation of the financial report that gives a true and fair view and is free from material misstatement, whether due to fraud or error.

Auditor's Responsibility

My responsibility is to express an opinion on the financial report based on the audit. The audit was conducted in accordance with the *Auditor-General of Queensland Auditing Standards*, which incorporate the Australian Auditing Standards. Those standards require compliance with relevant ethical requirements relating to audit engagements and that the audit is planned and performed to obtain reasonable assurance about whether the financial report is free from material misstatement.

An audit involves performing procedures to obtain audit evidence about the amounts and disclosures in the financial report. The procedures selected depend on the auditor's judgement, including the assessment of the risks of material misstatement of the financial report, whether due to fraud or error. In making those risk assessments, the auditor considers internal control relevant to the entity's preparation of the financial report that gives a true and fair view in order to design audit procedures that are appropriate in the circumstances, but not for the purpose of expressing an opinion on the effectiveness of the entity's internal control, other than in expressing an opinion on compliance with prescribed requirements. An audit also includes evaluating the appropriateness of accounting policies used and the reasonableness of accounting estimates made by the Council, as well as evaluating the overall presentation of the financial report.

I believe that the audit evidence obtained is sufficient and appropriate to provide a basis for my audit opinion.

Independence

The *Auditor-General Act 2009* promotes the independence of the Auditor-General and all authorised auditors. The Auditor-General is the auditor of all Queensland public sector entities and can be removed only by Parliament.

The Auditor-General may conduct an audit in any way considered appropriate and is not subject to direction by any person about the way in which audit powers are to be exercised. The Auditor-General has for the purposes of conducting an audit, access to all documents and property and can report to Parliament matters which in the Auditor-General's opinion are significant.

Basis for Qualified Opinion

In 2013-14, the South Burnett Regional Council was unable to provide sufficient appropriate audit evidence to support that the replacement cost unit rates used in the valuation of its road, drainage and bridge network as at 30 June 2013 did not differ materially from their current value as required by AASB 116 Property, Plant and Equipment. As a consequence, in my report for 2013-14 I was unable to and did not express an opinion for this asset class on the opening gross replacement cost of \$208,524,016as at 1 July 2013, the opening asset revaluation surplus of \$4,036,234 at 1 July 2013, the depreciation expense of \$3 170 030 for the year ended 30 June 2014 and the increase in the asset revaluation surplus of \$200 536 145 for the year ended 30 June 2014. In 2014-15, I am still unable to and do not express an opinion on these comparative amounts. The impact on the financial report is not able to be quantified due to an absence of reliable data. Council resolved this issue from 30 June 2014 by performing a revaluation that was supported by sufficient appropriate audit evidence.

Qualified Opinion

In accordance with s.40 of the *Auditor-General Act 2009* –

- (a) I have received all the information and explanations which I have required; and
- (b) in my opinion, except for the possible effects of the matters described in the Basis for Qualified Opinion paragraph -
 - (i) the prescribed requirements in relation to the establishment and keeping of accounts have been complied with in all material respects; and
 - (ii) the financial report presents a true and fair view, in accordance with the prescribed accounting standards, of the financial performance and cash flows of South Burnett Regional Council for the financial year 1 July 2014 to 30 June 2015 and of the financial position as at the end of that year.

Other Matters - Electronic Presentation of the Audited Financial Report

Those viewing an electronic presentation of these financial statements should note that audit does not provide assurance on the integrity of the information presented electronically and does not provide an opinion on any information which may be hyperlinked to or from the financial statements. If users of the financial statements are concerned with the inherent risks arising from electronic presentation of information, they are advised to refer to the printed copy of the audited financial statements to confirm the accuracy of this electronically presented information.



D A STOLZ FCPA
as Delegate of the Auditor-General of Queensland)

Queensland Audit Office
Brisbane

**South Burnett Regional Council
Current-year Financial Sustainability Statement**
For the Year Ended 30 June 2015

Current-year Financial Sustainability Statement
For the year ended 30 June 2015
Measures of Financial Sustainability

	How the measure is calculated	Actual - Council	Target
Council's performance at 30 June 2015 against key financial ratios and targets:			
Operating surplus ratio	Net result (excluding capital items) divided by total operating revenue (excluding capital items)	15.1%	Between 0% and 10%
Asset sustainability ratio	Capital expenditure on the replacement of assets (all asset renewals) divided by depreciation expense.	173.5%	Greater than 90%
Net financial liabilities ratio	Total liabilities less current assets divided by total operating revenue (excluding capital items).	13.8%	Not greater than 60%

Note 1 - Basis of Preparation

The current year financial sustainability statement is a special purpose statement prepared in accordance with the requirements of the *Local Government Regulation 2012* and the *Financial Management (Sustainability) Guideline 2013*. The amounts used to calculate the three reported measures are prepared on an accrual basis and are drawn from the Council's audited general purpose financial statements for the year ended 30 June 2015.


South Burnett Regional Council
Financial Statements
For the Year Ended 30 June 2015



Certificate of Accuracy
For the Year Ended 30 June 2015

This current-year financial sustainability statement has been prepared pursuant to Section 178 of the *Local Government Regulation 2012* (the Regulation).

In accordance with Section 212(5) of the Regulation we certify that this current-year financial sustainability statement has been accurately calculated.



Mayor
Wayne Kratzmann
22/10/2015

Date



Acting Chief Executive Officer
Stan Taylor
22/10/2015

Date

INDEPENDENT AUDITOR'S REPORT

To the Mayor of South Burnett Regional Council

Report on the Current-Year Financial Sustainability Statement

I have audited the accompanying current-year financial sustainability statement, which is a special purpose financial report of South Burnett Regional Council for the year ended 30 June 2015, comprising the statement and explanatory notes, and certificates given by the Mayor and Chief Executive Officer.

The Council's Responsibility for the Current-Year Financial Sustainability Statement

The Council is responsible for the preparation and fair presentation of the current-year financial sustainability statement in accordance with the *Local Government Regulation 2012*. The Council's responsibility also includes such internal control as the Council determines is necessary to enable the preparation and fair presentation of the statement that is accurately calculated and is free from material misstatement, whether due to fraud or error.

Auditor's Responsibility

My responsibility is to express an opinion on the current-year financial sustainability statement based on the audit. The audit was conducted in accordance with the *Auditor-General of Queensland Auditing Standards*, which incorporate the Australian Auditing Standards. Those standards require compliance with relevant ethical requirements relating to audit engagements and that the audit is planned and performed to obtain reasonable assurance about whether the statement is free from material misstatement.

An audit involves performing procedures to obtain audit evidence about the amounts and disclosures in the statement. The procedures selected depend on the auditor's judgement, including the assessment of the risks of material misstatement of the statement, whether due to fraud or error. In making those risk assessments, the auditor considers internal control relevant to the Council's preparation and fair presentation of the statement in order to design audit procedures that are appropriate in the circumstances, but not for the purpose of expressing an opinion on the effectiveness of the Council's internal control. An audit also includes evaluating the appropriateness of accounting policies used and the reasonableness of accounting estimates made by the Council, as well as evaluating the overall presentation of the statement.

My responsibility is to form an opinion as to whether the statement has been accurately calculated based on the Council's general purpose financial report. My responsibility does not extend to forming an opinion on the appropriateness or relevance of the reported ratios, nor on the Council's future sustainability.

I believe that the audit evidence obtained is sufficient and appropriate to provide a basis for my audit opinion.

Independence

The *Auditor-General Act 2009* promotes the independence of the Auditor-General and all authorised auditors. The Auditor-General is the auditor of all Queensland public sector entities and can be removed only by Parliament.

The Auditor-General may conduct an audit in any way considered appropriate and is not subject to direction by any person about the way in which audit powers are to be exercised. The Auditor-General has for the purposes of conducting an audit, access to all documents and property and can report to Parliament matters which in the Auditor-General's opinion are significant.

Opinion

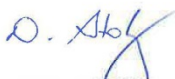
In accordance with s.212 of the *Local Government Regulation 2012*, in my opinion, in all material respects, the current-year financial sustainability statement of South Burnett Regional Council, for the year ended 30 June 2015, has been accurately calculated.

Emphasis of Matter – Basis of Accounting

Without modifying my opinion, attention is drawn to Note 1 which describes the basis of accounting. The current-year financial sustainability statement has been prepared in accordance with the *Financial Management (Sustainability) Guideline 2013* for the purpose of fulfilling the Council's reporting responsibilities under the *Local Government Regulation 2012*. As a result, the statement may not be suitable for another purpose.

Other Matters - Electronic Presentation of the Audited Statement

Those viewing an electronic presentation of this special purpose financial report should note that audit does not provide assurance on the integrity of the information presented electronically and does not provide an opinion on any information which may be hyperlinked to or from the financial statements. If users of the financial statements are concerned with the inherent risks arising from electronic presentation of information, they are advised to refer to the printed copy of the audited financial statements to confirm the accuracy of this electronically presented information.



D A STOLZ FCPA
(as Delegate of the Auditor-General of Queensland)



Queensland Audit Office
Brisbane

**South Burnett Regional Council
Long-term Financial Sustainability Statement**
For the Year Ended 30 June 2015

Long-term Financial Sustainability Statement

Prepared as at 30 June 2015

Measures of Financial Sustainability	How the measure is calculated	Target	Actuals at 30 June 2015	30 June 2016	30 June 2017	30 June 2018	30 June 2019	30 June 2020	30 June 2021	30 June 2022	30 June 2023	30 June 2024
Operating surplus ratio	Net result (excluding capital items) divided by total operating revenue (excluding capital items)	Between 0% and 10%	15.1%	0.1%	1.3%	1.6%	1.7%	1.6%	1.7%	2.0%	2.2%	2.5%
Asset sustainability ratio	Capital expenditure on the replacement of assets (all asset renewals) divided by depreciation expense.	Greater than 90%	173.5%	138.1%	86.8%	87.2%	88.6%	92.5%	94.0%	91.9%	87.4%	88.1%
Net financial liabilities ratio	Total liabilities less current assets divided by total operating revenue (excluding capital items).	Not greater than 60%	13.8%	68.6%	65.2%	58.4%	57.1%	55.9%	51.5%	42.1%	31.8%	21.5%

Council measures revenue and expenditure trends over time as a guide to future requirements and to make decisions about the efficient allocation of resources to ensure the most effective provision of services. Council ensures that its financial management strategy is prudent and that its long-term financial forecast shows a sound financial position whilst also being able to meet the community's current and future needs. In summary, we achieved the financial targets, performing strongly in our ability to generate cash from day-to-day operations, meeting all financial commitments in the financial year. This was achieved while maintaining community services and making ongoing investment in community infrastructure.


South Burnett Regional Council
Financial Statements
For the Year Ended 30 June 2015



Certificate of Accuracy
For the Long-Term Financial Sustainability Statement Prepared
as at 30 June 2015

This long-term financial sustainability statement has been prepared pursuant to Section 178 of the *Local Government Regulation 2012* (the Regulation).

In accordance with Section 212(5) of the Regulation we certify that this long-term financial sustainability statement has been accurately calculated.



Mayor
Wayne Kratzmann
22/10/2015

Date



Acting Chief Executive Officer
Stan Taylor
22/10/2015

Date

CUSTOMER FEEDBACK FORM

We want to hear your views on the Annual Report so we can continually improve our reporting to the community. We would appreciate your feedback by completing this survey and returning to:

Chief Executive Officer
 South Burnett Regional Council
 PO Box 336
 Kingaroy Qld 4610

Name: _____ Organisation: _____
 Postal Address: _____ Email: _____

Content:

	Excellent	Good	Satisfactory	Poor
How would you rate the usefulness of the information?	<input type="checkbox"/>	<input type="checkbox"/>	<input type="checkbox"/>	<input type="checkbox"/>
How would you rate the degree of detail provided?	<input type="checkbox"/>	<input type="checkbox"/>	<input type="checkbox"/>	<input type="checkbox"/>
How could the information be made more useful?	_____			

Structure:

	Excellent	Good	Satisfactory	Poor
How would you rate the grouping of information in each section?	<input type="checkbox"/>	<input type="checkbox"/>	<input type="checkbox"/>	<input type="checkbox"/>
How would you rate the sequencing of the sections?	<input type="checkbox"/>	<input type="checkbox"/>	<input type="checkbox"/>	<input type="checkbox"/>
How could grouping and sequencing be improved?	_____			

Style and Design:

	Excellent	Good	Satisfactory	Poor
How would you rate the style of writing?	<input type="checkbox"/>	<input type="checkbox"/>	<input type="checkbox"/>	<input type="checkbox"/>
How would you rate the clarity of information in tables and graphs?	<input type="checkbox"/>	<input type="checkbox"/>	<input type="checkbox"/>	<input type="checkbox"/>
How could the style and design be improved?	_____			

Overall rating of the report:

	Excellent	Good	Satisfactory	Poor
Please provide an overall rating of this report.	<input type="checkbox"/>	<input type="checkbox"/>	<input type="checkbox"/>	<input type="checkbox"/>

Stakeholder:

Please indicate what stakeholder group you belong to (tick appropriate category)

- Resident
- Ratepayer
- Customer
- Community Organisation
- Local government
- Government Department
- Potential Investor
- Industry Organisation

Any other suggestions for improvement: _____

This page has been left blank intentionally

COUNCIL CONTACTS

www.southburnett.qld.gov.au

South Burnett Regional Council
PO Box 336, Kingaroy Qld 4610

email: info@southburnett.qld.gov.au
phone: 1300 789 279 or (07) 4189 9100
fax: (07) 4162 4806

Customer Service Centres:

Blackbutt Office
69 Hart Street, Blackbutt QLD 4306

Kingaroy Office
Glendon Street, Kingaroy QLD 4610

Murgon Office
42 Stephens Street West, Murgon QLD 4605

Nanango Office
48 Drayton Street, Nanango QLD 4615

Wondai Office
Chr Scott and Mackenzie Streets, Wondai QLD 4606

Stores and Depots:

Nanango Stores
Dalby Street, Nanango QLD 4615

Murgon Depot
Macalister Street, Murgon Qld 4605

Kingaroy Depot
Ivins Street, Kingaroy QLD 4610

Wondai Stores
30 Peroone Street, Wondai QLD 4606

Proston Depot
46 Okden Road, Proston QLD 4613

Recreational Facilities:

Boondooma Dam Caravan and Recreation Park
40 Bushcamp Rd, Proston Qld 4613

Yallakool Park on Bjelke-Petersen Dam
Barambah Road, Murgon Qld 4605

Visitor Information Centres:

Blackbutt Visitor Information Centre
Hart Street, Blackbutt QLD 4306

Murgon Visitor Information Centre
Lamb Street, Murgon QLD 4605

Nanango Visitor Information Centre
Henry Street, Nanango QLD 4615

South Burnett Visitor Information Centre Kingaroy Haly
Street, Kingaroy QLD 4610

Wondai Visitor Information Centre
80 Haly Street, Wondai QLD 4606

Libraries:

Blackbutt Library
69 Hart Street, Blackbutt QLD 4306


Kingaroy TJ O'Neill Memorial Library
Glendon Street, Kingaroy QLD 4610

Murgon Dermot Tiernan Memorial Library
2/43 Stephen Street West, Murgon QLD 4605

Nanango Municipal Library
Drayton Street, Nanango QLD 4615

Proston Public Library
34 Blake Street, Proston Qld 4613

Wondai Col Morris Library
78 Mackenzie Street, Wondai Qld 4606



Resolution:

Moved Cr DP Tessmann, seconded Cr RLA Heit.

That the Officer's Recommendation be adopted.

*Carried 7/0
FOR VOTE - Councillors voted unanimously*

5. Portfolio - Roads & Drainage

5.1 Roads & Drainage Portfolio Report

Summary

Roads & Drainage Portfolio Report to Council.

Officer's Recommendation

That the Roads & Drainage Portfolio Report to Council be received.

Resolution:

Moved Cr DP Tessmann, seconded Cr KA Duff.

That the Roads & Drainage Portfolio Report to Council be received.

Capital Works

The capital crews are working on the following jobs

- *Proston Boondooma Rd – The upgrade continues and weather permitting the first 400m section of the job will be sealed within in the next fortnight.*
- *Dalby Street, Nanango – The construction of the new cul-de-sac in Dalby St, Nanango continues with kerb and channeling to occur, however the top layer of gravel and sealing is happening currently.*
- *Nanango Streetscape – The only works left to complete include drainage works at the intersection of Howletts Lane, along with some minor works at the alfresco areas and the tactile markers for visually impaired at the pedestrian ramps.*
- *King Street footpath, Nanango – Work continues on the footpath and should be completed within a fortnight at least.*
- *Blackbutt Town Development Scheme – The drainage work occurring continues to progress well up the hill on the bakery side of Coulson Street.*
- *Hodges Rd, Kingaroy – The road widening and stormwater drainage installation continues to progress with the construction of the new waste water treatment plant.*

The following jobs have been either completed since the last report to Council or will shortly be completed,

- *Pavement rehabilitation and sealing of Johnson Street in Hivesville*
- *Shoulder widening and sealing in Rodney Street, Proston will be sealed within this week*
- *Shoulder widening and sealing in Appin Street, Nanango is completed*
- *Gravel resheeting on Semgreens Rd, Kunioon for 900m has been completed*
- *Gravel resheeting on Hillsdale Rd, Booie for 1km will occur once the material dries out following the rain events*

Reseals

- *The resealing of current sealed roads in the Barker Creek Flat, Benair, Ironport, Inverlaw, Hodgeleigh, Kunioon and Murgon localities have been completed for the 2015/2016 financial year.*
- *Tenders are currently being arranged for resurfacing of the sections of the Wondai Industrial Estate following the decision of Council at its last meeting to go ahead with the Wondai Street Sprint events.*

Road Maintenance Performance Contract (Main Roads Maintenance)

The RMPC works across the region on behalf of the Department of Transport and Main Roads continues, particularly with work occurring on the Kingaroy Cooyar Rd, Bunya Highway and Proston area. This work will continue at a higher than usual rate due to a reduction in the defect backlog.

Survey & Design

Survey and design for the following projects has either been completed or is in the process of being completed and on the program for construction:

- *William St, Kingaroy – The water main has been surveyed for design between Haly St and Queen St.*
- *Queen St, Kingaroy – The water main has been surveyed for design between William St and the Bunya Highway.*
- *Thorn St, Murgon – The water main has been surveyed for design between the Bunya Highway and Leroyd St.*
- *Glendon St Carpark (Circular PI), Kingaroy – This design has been finalised for water, wastewater, drainage and rehabilitation of the carpark. Once certified, it will be incorporated into the respective programmes for construction.*
- *Tingoora Chelmsford Rd – This project has been designed and is in the programme for construction.*

- *Stonelands Rd Bridge – This design phase has commenced with the proposal to install large box culverts to replace the previous timber bridge.*
- *Hazeldean Rd – This design involves crest widening and drainage improvements and is currently being finalised.*
- *Mundubbera Dulong Rd – This design involves the creation of carparking, formalised bus setdown area and turnaround facility adjacent to the Dulong School.*
- *Angel Ave, Murgon - This design involves the creation of a new carparking area to support the Murgon State School and other adjacent facilities.*

Bridges

- *15/16 Bridge Replacements – This contract has been awarded to Construction Project Management where the timber bridges have been removed and all have progressed to various stages at all three (3) sites,*
 - *Campbells Rd – The bridge has had both headstocks formed, reinforced and poured along with the concrete piles trimmed to length. Barambah Ck has had inflows overtopping the construction pad, inundating excavations associated with the abutments.*
 - *Mondure Rd – The bridge has had its concrete piles trimmed to length. Excavation at the abutments has commenced.*
 - *Weens Rd - The bridge has had its concrete piles trimmed to length. This site has had numerous interruptions due to the infrequent storm activity over the past month requiring closure of the sidetrack.*

Projects of Interest

- *Memerambi Subdivision- Council has been out to tender for the construction of this historical development and these were received on the 9 November. They are currently being assessed and will be reported to Council at the December Meeting.*
- *Clark & Swendson/Kingaroy Barkers Creek Intersection – Council has engaged Highland Infrastructure Group (HIG) to undertake the detail design, construction staging and TMR engagement with this project. The intersection is under State control and requires approval from Main Roads prior to proceeding with the staggered construction phase of delivery. This project also involves the extension of widened road down to Swickers new access.*
- *Streetlighting Studies –The consultants, Lectel, have finalised the towns across the South Burnett. These reports are being referenced for supporting infrastructure with a number of capital projects, to compliment the works.*

Materials Laboratory

The Materials Laboratory officers are currently undertaking construction materials testing for the following projects/clients:

- Kingaroy Wastewater Treatment Plant Upgrade (QCGC)
- Downer EDI – Dam project at Tarong Mine
- Gympie Regional Council

*Carried 7/0
FOR VOTE - Councillors voted unanimously*

6. Portfolio - Arts, Communities, Health and Waste Services

6.1 Arts, Communities, Health and Waste Services Portfolio Report

Summary

Arts, Communities, Health and Waste Services Portfolio Report to Council.

Officer's Recommendation

That the Arts, Communities, Health and Waste Services Portfolio Report to Council be received.

Resolution:

Moved Cr RLA Heit, seconded Cr KM Campbell.

That the Arts, Communities, Health and Waste Services Portfolio Report to Council be received.

Art:

Regional Arts Development Fund:

The Arts Culture and Heritage Committee recently held a workshop to review the Regional Arts Development Fund (RADF) guidelines, set local priorities and review associated forms. This process has commenced due to advice from Arts Queensland requesting all Local Governments partnering in RADF to have their own guidelines and forms.

Film Festival 2016 Update:

National Film and Sound Archive have been contacted to request a breakdown of the budget they had previously used when assisting Council to deliver the Big Screen Film Festival. Once the budget breakdown has been received, Council will consider options and meet with Heritage Bank (Nanango) who has previously been the major sponsor for this event. A decision as to whether to host the Big Screen Film Festival will be made once all the necessary information has been obtained and presented to Council.

Communities:

Drought Relief Funding:

The current funding from State Government is coming to an end with several events being held this month. I am pleased to have been involved with the most recent events at Mondure and Maidenwell and I look forward to attending the next event at Cloyna on the 22 of November.

Council is currently preparing an application for the 2016 drought support funding round which closes 30 November.

Australia Day Nominations:

Thank you to the community for your response to the call for nominations. With nominations closing today, the large task of collating, evaluating and bestowing the awards begins. Can I say that whilst the committee is tasked with selecting a successful nominee in each category, all nominees in principle should consider themselves successful as they have been nominated by their peers for their passion, commitment and achievements in our local community. The announcement of the successful nominees will be made on Monday 25 of January.

Libraries:

First 5 Forever (Best Start) Professional Development Workshop

On the 10th and 11th of November South Burnett Libraries hosted an informative and compelling First 5 Forever professional development workshop presented by staff from the State Library of Queensland. Over 1 ½ days, forty-four (44) delegates from across the region, including library staff and representatives from schools, early learning centres, tuition services and Queensland Health participated in training to learn more about the State Government funded First 5 Forever initiative and the importance of a child's first five years. The training provided an invaluable opportunity for local community groups and libraries to network and develop a plan to promote increased childhood literacy in the South Burnett. More information will follow in the coming weeks and months.

Waste:

The call for quotes for the supervision functions of the Kingaroy, Timber Towns (Blackbutt/Benarkin) and Wattlecamp Waste Facilities will close at 4pm this Friday. Whilst there is limited time remaining to make submissions, I encourage individuals or companies who are interested in being appointed to the position of Supervisor for one, two or all of the above mentioned waste facilities to obtain information packages specific to each waste facility and make their applications.

Health Services:

Food Inspections:

Approximately 50% of all licensed food premises have been inspected recently during a focused food inspection period. Environmental Services is now concentrating on getting the food business licences issued. The remaining 50% of food businesses that haven't as yet been inspected, for this financial year, will be inspected over this last half of the 2015/2016 financial year.

Mosquitoes:

It is once again that time of year when the weather conditions are favourable and the mosquito population becomes more active. Many of you may know that confirmed populations of the Dengue Mosquito (*Aedes aegypti*) have previously been found breeding in Wondai. Consequently, Queensland Health has asked the South Burnett Regional Council to continue with the Gravid *Aedes* Trap (GAT) mosquito surveillance program over the 2015/2016 season. The surveillance program for 2014/2015 provided good data to Queensland Health, which assists in Pathology and the medical field when screening for diseases.

The Environment & Waste Service Team will be working with a mosquito consultant in the upcoming season to work on the possibility of a long term Eradication Program for the *Aedes aegypti* mosquito in the town of Wondai, where the population is established but still believed to be restricted to a small area.

The State Government require Council to develop a Mosquito Control Plan. Environmental Health is presently working on this document and plan to complete a draft in the next 12 months.

Mosquito management has not been something that has received a lot of attention prior to finding the Aedes aegypti mosquito in the South Burnett. The mosquito surveillance and treatment aspects are linked to seasonal changes and so most of the associated functions are endeavouring to be absorbed internally within the Environmental Health team, with some expert assistance from mosquito consultants.

School Based Immunisation:

Last week an announcement was made that Queensland Health has awarded the delivery of the School Immunisation Program for the whole Darling Downs region (of which the South Burnett Regional Council is included) to a single provider for the next 3 years. This single contractor replaces the previous model of each Local Government being responsible for the delivery of Immunisation to the schools within their respective areas. Details as to who the successful tenderer have not as yet been released. The result of this decision is that there will be a slight reduction in revenue to the South Burnett Regional Council, but the immunisations to the school students will still be occurring albeit via a different provider.

Dog Registration Renewals:

Dog registration renewal notices will be sent out on 30 November 2015.

Sending out the dog registration renewals has been delayed to avoid burdening dog owners with the cost of renewal at the same time as paying their rates. Dog owners will have until the close of business on Friday 15 January 2016 to pay their renewal notices.

I want to take this opportunity to again reassure dog owners that pets previously registered are still considered to be registered during November, December and up to 15th January.

Dog owners are encouraged to make sure that their dog(s) are wearing their last year's registration tag, so that if dogs are picked up during this interim period then Council can make every effort to return them to their owners. Microchipping is also another way that owners can be tracked down if an animal is impounded. Therefore, owners are not only encouraged to microchip their pets, but to also make sure that the microchip details are up to date. That is, if you move house or change your phone number please remember to update your microchip listing.

For the first time, Council is offering half-price registration for aged pensioners who own desexed and microchipped dogs which live in defined town areas. To qualify, pensioners can simply show their aged pension card to a Customer Contact Officer at a Customer Service Centre. This will be a one-off requirement, and the pensioner will automatically qualify for the discount for their pet from then on.

*Carried 7/0
FOR VOTE - Councillors voted unanimously*

6.2 Arts and Communities

Officer's Reports

6.2.1 C - 1533292 - Minutes of the Mayor's Community Benefit Fund Management Advisory Committee Meeting held on Tuesday 10 November 2015

Summary

Providing a copy of the Mayor's Community Benefit Fund Management Advisory Committee Meeting held on Tuesday 10 November 2015

Officer's Recommendation

That Council endorse the attached minutes and recommendations of the Mayor's Community Benefit Management Advisory Committee Meeting held on Tuesday 10 November 2015



Minutes

Of the

Mayor's Community Benefit Fund Assessment Committee

Held in the Corporate Meeting Room, 45 Glendon Street Kingaroy

on Tuesday 10 November 2015

Commencing at 5.07pm

Manager Social & Corporate Performance: Carolyn Knudsen



Mayor's Community Benefit Fund Assessment Committee Minutes

ORDER OF BUSINESS:

1.	AGENDA ITEMS	1
1.1	Welcome	1
1.2	Apologies	1
1.3	Confirmation of Minutes of Previous Meeting	1
2.1.1	Other Business.....	2
1.4	Correspondence.....	2
1.5	Review of Round Six Applications	2
1.5.1	Organisation: Boots'n Bulldust Ltd.....	3
1.5.2	Organisation: South Burnett CTC Inc.	3
1.5.3	Organisation: Tableland Public Hall Association Inc.	4
1.5.4	Organisation: South Burnett Community Orchestra	4
1.6	Round 7 Funding Criteria and Dates	5
2.	GENERAL SECTION	5
2.1.2	Meeting Date/Times	5



MAYOR'S COMMUNITY BENEFIT FUND ASSESSMENT COMMITTEE AGENDA – MINUTES – TUESDAY 10 NOVEMBER 2015

Minutes of the meeting of the Mayor's Community Benefit Fund Assessment Committee, held in the South Burnett Regional Council Corporate Meeting Room, Glendon Street, Kingaroy on Tuesday 10 November 2015 at 5:07pm.

Present

Carolyn Knudsen (SBRC Manager Social & Corporate Performance), Cheryl Dalton, Ross Heaney, Jim Young, Rod Morgan, Scott McLennan, Lesley Dennien, Lynelle Paterson (Minutes)

Guest: Jeff Bennett

1. AGENDA ITEMS

1.1 Welcome

Cheryl Dalton welcomed everyone to the meeting.

1.2 Apologies

Apologies were received from the following Committee members:

Mark Huston, Marie Shaw

Resolution:

Moved Jim Young, seconded Ross Heaney

That the apologies be received.

Carried 4/0

1.3 Confirmation of Minutes of Previous Meeting

Resolution:

Moved Lesley Dennien, seconded Jim Young

That the minutes of the previous meeting held on Tuesday 8 September 2015 as recorded be confirmed.

Carried 4/0

Resolution:

Moved Cheryl Dalton, seconded Ross Heaney

That Agenda Item 2.1.1. be brought forward and discussed.

Carried 4/0

ATTENDANCE:

Scott McLennan attended the meeting at 5.10pm
Rod Morgan attended the meeting at 5.23pm

2.1.1 Other Business

Jeff Bennett discussed his ideas in relation to holding a 'Charity Bike Ride' or 'Endurance Ride' to raise funds for a charity in the local community.

Michael Hunter - Senior Officer (Community and Sport) will arrange a meeting with Jeff and Scott McLennan to discuss further.

ATTENDANCE:

Jeff Bennett left the meeting.

1.4 Correspondence

Tina Torrens - South Burnett Community Leadership Program - thanking Council for its support over the past few years by providing sponsorship which has gone towards sponsoring participant fees or other elements of the program such as meals, accommodation, guest speakers and requesting confirmation that the Mayors Charitable Trust, is able to continue its support of the SB Community Leadership Program, by way of financial sponsorship for the 2016 program.

Resolution:

Moved Jim Young, seconded Rod Morgan

That a Council officer contact Red Earth and respond to their request.

Carried 6/0

A discussion was held regarding the last round of applications. Carolyn advised no further information had been received yet in relation to the Cultural Care Program.

1.5 Review of Round Six Applications

Council has received four (4) applications for Round Six with a total amount requested of \$9,850.00.

1.5.1 Organisation: Boots'n Bulldust Ltd
Description of Project: 'Christmas with Friends'
Cost: \$1,650

Resolution:

Moved Jim Young seconded Ross Heaney

That Funding of \$1,000 be approved (excluding gifts) subject to the following conditions:-

- 1. The Committee request the successful applicants make themselves available to attend a special function to receive the funds*
- 2. Financial evidence (Receipt of payment invoices and payments of the accounts)*
- 3. Evidence that primarily South Burnett residents benefitted*
- 4. Evidence of overall community benefit including at least 10 photographs of groups of people attending the event*
- 5. Acknowledgement of South Burnett Regional Council support*

Carried 6/0

1.5.2 Organisation: South Burnett CTC Inc.
Description of Project: Emergency Relief, Youth Services
Cost: \$5,000

Resolution:

Moved Rod Morgan seconded Scott McLennan

That Funding of \$2,500 be approved for Emergency Relief subject to the following conditions:-

- 1. The Committee request the successful applicants make themselves available to attend a special function to receive the funds*
- 2. Financial evidence (Receipt of payment invoices and payments of the accounts)*
- 3. Evidence that primarily South Burnett residents benefitted*
- 4. Evidence of overall community benefit*
- 5. Acknowledgement of South Burnett Regional Council support*

Carried 6/0

1.5.3 Organisation: Tableland Public Hall Association Inc.
Description of Project: Feed the Farmers Body & Soul Ho-Ho-Ho
Cost: \$,2,200

Resolution:

Moved Jim Young seconded Lesley Dennien

That Funding of \$1,545 be approved (excluding gifts) subject to the following conditions:-

- 1. The Committee request the successful applicants make themselves available to attend a special function to receive the funds*
- 2. Financial evidence (Receipt of payment invoices and payments of the accounts)*
- 3. Evidence that primarily South Burnett residents benefitted*
- 4. Evidence of overall community benefit including at least 10 photographs of groups of people attending the event*
- 5. Acknowledgement of South Burnett Regional Council support*

Carried 6/0

1.5.4 Organisation: South Burnett Community Orchestra
Description of Project: SBCO celebrates 2015! End of Year Concert
Cost: \$1,000

Resolution:

Moved Ross Heaney seconded Rod Morgan

That Funding of \$500 be approved (for 6 family tickets to attend the function) subject to the following conditions:-

- 1. The Committee request the successful applicants make themselves available to attend a special function to receive the funds*
- 2. Financial evidence (Receipt of payment invoices and payments of the accounts)*
- 3. Evidence that primarily South Burnett residents benefitted*
- 4. Evidence of overall community benefit*
- 5. Acknowledgement of South Burnett Regional Council support*

Carried 6/0

1.6 Round 7 Funding Criteria and Dates

Moved Jim Young, seconded Lesley Dennien

That

1. *the Criteria for Round 7 of funding is for South Burnett organisations with a focus on projects that deliver a meaningful outcome to the wider community of the South Burnett and meet the funding criteria outlined in the Mayor's Community Benefit Fund Guidelines.*
2. *Applications will open on 1 December 2015, close on 15 January 2016, be assessed on Tuesday 2 February 2016 at a meeting commencing at 5.00pm in the Kingaroy Council Committee Room, Glendon Street Kingaroy. Funding will be announced on 24 February 2016.*
3. *The allocated amount of funding for Round 7 is two major project grants of \$10,000 per project.*

Carried 6/0

2. GENERAL SECTION

2.1.2 Meeting Date/Times

Resolution:

Moved Rod Morgan, seconded Ross Heaney

That the next meeting be held on Tuesday 2 February 2016 at 5.00pm.

Carried 6/0

The meeting closed at 6.36pm

Resolution:

Moved Cr RLA Heit, seconded Cr DJ Palmer.

That the Officer's Recommendation be adopted.

*Carried 7/0
FOR VOTE - Councillors voted unanimously*

DECLARATION OF PERCEIVED CONFLICT OF INTEREST:

Due to a Perceived Conflict of Interest, where the Councillor has received a portrait from the Committee, Cr KA Duff left the meeting at 9:45 AM.

6.2.2 C - 1518945 - Minutes of the Arts, Culture & Heritage Committee

Summary

Providing a copy of the Minutes of the Arts, Culture and Heritage Management Advisory Committee Meeting held at the South Burnett Regional Council Chambers held on 14 September 2015.

Since the above meeting Cr Ros Heit, RADF Chairperson and Council's Senior Officer Community & Sport met with representatives from Dual Arts to discuss the Arts Culture and Heritage Management Advisory Committee's resolution contained in the attached minutes.

Officer's Recommendation

That Council endorse the attached minutes and recommendations of the Arts, Culture and Heritage Management Advisory Committee held on 14 September 2015 subject to the following amendment to the recommendation concerning Dual Arts:-

That Council agree to accept Dual Arts (Lee Porter - Artist) offer to supply Council with all original selected artworks that were unsold (Galah's, Peanut Silo's & Wooroolin Wetlands) and the offer to select from all unsold artwork to the value of \$1400 to replace the piece sold during the exhibition (Tarong Power Station), and (Sherrienne Talon – Photographer) offer to receive photographs and digital images of "Coomba Falls, Boondooma, Bunyas, Wooroolin Wetlands and Proston local Landmarks and one other to replace the Dusty Hills photograph which has since been sold.

Resolution:

Moved Cr RLA Heit, seconded Cr DJ Palmer.

That the Officer's Recommendation be adopted.

*Carried 6/0
FOR VOTE - Councillors voted unanimously
ABSENT. DID NOT VOTE - Cr KA Duff*

ATTENDANCE:

Cr KA Duff returned from temporary absence at 9:46 AM

6.2.3 C - 1522239 - Urging Councils to favourably consider the provision and promotion of access to the website to provide factual details about the upcoming referendum on constitutional recognition of Australia's first people

Summary

At the 2014 Local Government Association Queensland (LGAQ) Annual Conference, councils unanimously resolved through Motion 51 of the conference for the LGAQ to develop a website to provide factual details about the upcoming referendum on constitutional recognition of Australia's first peoples. The intent was for councils to individually consider providing access to this website through their own council webpage as a service to their community.

The LGAQ collaborated with a Queensland Volunteer Working Group supported by ANTaR and Reconciliation Queensland to develop a website which was specially designed to elevate understanding and discussion at a grass roots level of the referendum and implications arising from it.

The website provides factual background to the proposed referendum and access to a range of articles by prominent Australians both for and against constitutional recognition. The website will be updated to include logistics around the conduct of the referendum and the details therein.

Officer's Recommendation

That Council approve a reference and direct link to the website on an appropriate page of Council's website www.southburnett.qld.gov.au.

Resolution:

Moved Cr RLA Heit, seconded Cr DP Tessmann.

That the Officer's Recommendation be adopted.

*Carried 7/0
FOR VOTE - Councillors voted unanimously*

7. Portfolio - Property and Human Resources

7.1 Property and Human Resources Portfolio Report

Summary

Property and Human Resources Portfolio Report to Council.

Officer's Recommendation

That the Property and Human Resources Portfolio Report to Council be received.

Resolution:

Moved Cr DJ Palmer, seconded Cr RLA Heit.

That the Property and Human Resources Portfolio Report to Council be received.

Kingaroy Pool Opened on Wednesday 4 November to the public. Council and the community celebrated the opening with a free admission and fun day on Saturday 7 November. Over 250 people attended the fun day. The new shade sail over the grassed area and replacement of the shade sail over the toddler pool has been a success. Lots of people providing positive feedback on the new shade area.

A routine termite inspection has found active termites at the Kingaroy Heritage Museum. The Museum has been temporarily closed while pest controllers undertake treatment and monitoring of the termites. Council staff will inspect the walls, flooring and roof structures in the near future to determine the level of damage caused by the termites. The Museum will remain closed until repair works are completed the building is structurally safe.

*Carried 7/0
FOR VOTE - Councillors voted unanimously*

8. Portfolio - Water, Wastewater and Sport Development

8.1 Water, Wastewater & Sport Development Portfolio Report

Summary

Water, Wastewater & Sport Development Portfolio Report

Officer's Recommendation

That the Water, Wastewater & Sport Development Portfolio Report to Council be received.

Resolution:

Moved Cr BL Green, seconded Cr KA Duff.

That the Water, Wastewater & Sport Development Portfolio Report to Council be received.

Water & Wastewater

Kingaroy Wastewater Treatment Plant

Construction work is continuing and progressing well. Aerators have been installed in the Aerobic Digester and mechanical installation of blowers and other pipework is continuing in the Nereda tanks. The storage tank for the Class A recycled water has also been constructed and work is continuing on the installation of the yard pipework and pumping facilities to connect storage structures and processes together. Ergon has also completed the installation of the new transformer at the site.

Gordonbrook Water Treatment Plant upgrade

The PAC unit (Powdered Activated Carbon) has been commissioned and is being used in the existing treatment process. The shed enclosing the DAFF units is taking shape and should be completed in the next week. Excavation work and the installation of connecting pipework is continuing and progressing well. There have been some challenges due to wet weather however, overall the construction is progressing well.

Murgon Water Treatment Plant

The tender process has commenced for the Murgon Water Treatment Plant upgrade with work to commence early in the new year. Council was successful in obtaining funding through the

Queensland Government's "Local Government Grants and Subsidies Program" to complete this project.

Sport Development

Volunteer Grants now open

Firstly, I would like to make mention that Federal Government volunteer grants are currently open. These grants enable community organisations to apply for up to \$5000 for such things as small equipment, reimbursement of fuel costs incurred by volunteers as well as training costs for volunteers. Applications close 9 December and information can be found by accessing the Department of Social Services website.

Wide Bay Burnett Regional Organisation of Councils (WBBROC)

- SBRC staff have provided regional information to the group for the development of a Water Assets Trail. Over the coming months more information will become available to the public as to how they can enjoy local water activities and sights the South Burnett has on offer.
- Sport Development is currently working on a sporting facilities audit for the South Burnett region which will list all sporting facilities, associated clubs, facility addresses and owners as well as improvements and planned works for each facility. The audit information will be provided by February 2016.

Carried 7/0
FOR VOTE - Councillors voted unanimously

8.2 Allocation of Water from Gordonbrook Dam

Summary:

Allocation of water from Gordonbrook Dam

Motion:

Moved Cr BL Green, seconded Cr DP Tessmann.

That Council make available from Gordonbrook Dam an allocation of 150 megalitres of water for one year, with a review every 12 months, by way of tender to be used for rural enterprises and that the tender include appropriate conditions such as the capacity of the dam.

Carried 7/0
FOR VOTE - Councillors voted unanimously

Presentations

Hugh Wyvill attended the Council Meeting and thanked the Mayor, Councillors and Staff for their help in raising money for his sick friend Bailey.

Liz Caffery gave a Powerpoint presentation on 'The Patrick Tiernan Story'

ADJOURNMENT:

Motion:

Moved Cr KM Campbell, seconded Cr DJ Palmer.

That the meeting adjourn for morning tea.

*Carried 7/0
FOR VOTE - Councillors voted unanimously*

RESUMPTION:

Motion:

Moved Cr RLA Heit, seconded Cr KA Duff.

That the meeting resume at 10.57am with attendance as previous to the adjournment

*Carried 7/0
FOR VOTE - Councillors voted unanimously*

9. Portfolio - Natural Resource Management, Parks and Indigenous Affairs

9.1 Natural Resource Management, Parks and Indigenous Affairs Portfolio Report

Summary

Natural Resource Management, Parks and Indigenous Affairs Portfolio Report to Council.

Officer's Recommendation

That the Natural Resource Management, Parks and Indigenous Affairs Portfolio Report to Council be received.

Resolution:

Moved Cr KA Duff, seconded Cr BL Green.

That the Natural Resource Management, Parks and Indigenous Affairs Portfolio Report to Council be received.

Weed Management

Groundsel Control

Contractors are treating Groundsel on council land and reserves. Pest Management officers have completed Groundsel inspections on properties in Wheatlands, Moffatdale and Charlestown. Owners of properties that contain Groundsel will receive information letters regarding assistance available and best practice treatment advice to control Groundsel in the South Burnett. Follow up inspections will occur approximately three weeks later. Lantana control has been undertaken on roadsides in Coolabunia and Wooroolin and has commenced in the Boat Mountain area.

Equipment Loan program

This program is very well utilised and I have provided these figures to update Council on some of the equipment we loan out and some examples of the use. Three spray trailers are currently in use by landholders to control Giant Rats Tail Grass at Bullcamp, Lantana at Maidenwell and Groundsel at Moffatdale. Five splatter guns are on loan for Lantana treatment on properties at Cloyna, Mt Stanley, Pimpimbudgee and Taabinga . Tree spear is in use for Tree pear control at Ironpot. The following trapping equipment is currently in use by landholders for feral animal control; 5 pig traps, 2 cat traps, 14 rabbit cage traps, 2 dog cage traps, 16 wild dog foothold traps, 1 set steel goat yards and 1 motion activated camera.

Street spraying

Contractors have completed weed control on traffic islands and kerbsides in Kingaroy and Nanango and will be moving onto Murgon, Wondai, Tingoorra, Hivesville, Proston, Mondure, Maidenwell, Blackbutt and Benarkin.

Rail Trail

Contractors have completed an initial treatment of weeds within the Murgon to Kingaroy rail corridor. The Tender for the construction of the surface from Murgon to Kingaroy has been advertised and closes 4:30pm on 23rd November 2015

Feral Animal Control

Councils Stock Route Officer has assisted 6 landholders with Rabbit control including trapping and release of Calici virus. Recent reports suggest the Calici virus is successfully spreading where released and having an impact on localised Rabbit populations. Four landholders were provided with 1080 baiting advice, no landholders conducted 1080 baiting in the last 2 weeks.

Wandering Livestock

Council's Stock Route Officer attended 8 wandering Livestock complaints and there is no livestock impounded at present.

Tree Planting Program

There has been 3290 trees planted in various locations across the region in this calendar year as part of the Biodiversity project.

Dams, Tourist Parks & Aerodromes

Boondooma Dam has had 5802 overnight visitors from 1st July 2015 to 8th Nov 2015. We have started construction on the camp kitchen.

At Yallakool there has been 4144 overnight visitors from 1st July 2015 to 8th Nov 2015. We have started renovations on the house at Yallakool.

We are inviting Expressions of Interest for the removal of a transportable amenities block from the Caravan Park which is now surplus to requirements. Facilities include separate male and female toilets with shower areas and a mid-mounted laundry area. Receipt of Expressions of Interest close 12pm on Thursday 19 November 2015.

At Kingaroy Airport during the storms on weekend of 7 and 8 November one private aircraft broke free of its tie-down straps and was tipped upside down suffering significant damage. No other damage was reported from the storm activity at the airports.

Parks & Gardens

Nanango Street scaping project has been ongoing for the last four months or so and we are almost at the completion stage. We have installed the Christmas tree for this year. During the winter period a complete paint of the public amenities was under taken. At the request of the RSL we under took a refurbishment of the cenotaph in Reg McCallum Park. The Primary School in Nanango has had a total makeover of their entry and footpath area and all is now in readiness for their 150 year anniversary. Some recent storm clean-ups have been completed and some new

work done at the cemeteries in both Nanango and Blackbutt. Work continues on the maintenance of all our new work across the region.

Carried 7/0
FOR VOTE - Councillors voted unanimously

10. Portfolio - Finance, Planning and ICT

10.1 Finance, Planning and ICT Portfolio Report

Summary

Finance, Planning and ICT Portfolio Report to Council.

Officer's Recommendation

That the Finance, Planning and ICT Portfolio Report to Council be received.

Resolution:

Moved Cr KM Campbell, seconded Cr BL Green.

That the Finance, Planning and ICT Portfolio Report to Council be received.

Financial Report to 31 October 2015.

The attached periodic financial statements are as at 31 October 2015.

The financial ratios are within reasonable parameters. However, the progress payments for the Kingaroy Water & Waste Water Treatment Plant resulted to a decrease in cash balance of \$6.1 Million from \$45.3 Million in September to \$39.2 Million by the end of October.

The \$9.9 Million increase in trade receivables is mainly on account of the 2nd quarter rates levy. Rate notices were issued on the 27th October with discount date on the 1st of December.

With regard to the Comprehensive Income Statement:

51% of the budgeted rates, levies and charges were achieved as a result of the 2nd quarter rates recognition.

The early payment of the FAG (Financial Assistance Grants) and the receipt of the final claims for the Flood Restoration Project, account for the attainment of 53% of the budgeted operational grants revenue.

Operating expenses incurred for employee benefits and materials & services are within the expected budget limits.

Capex Report

The 2015-2016 Capex Budget review resulted to a proposed \$546,000 increase in capital budget from \$57.025 Million to \$57.571 Million. The increase is mainly to account for carry over funds from the 2014/2015 financial year; including capital expenditure for the Coomba Falls Toilet Block and the resealing and asphalt works for the Wondai Street Sprints.

Program	Increase in Capex Budget
<i>Buildings</i>	<i>\$ 360,000</i>
<i>Tourism Facilities</i>	<i>176,000</i>
<i>Road & Drainage</i>	<i>10,000</i>
Total	\$ 546,000

Actual year to date capital expenditure amounts to \$14.741 Million equivalent to 25.6% of the \$57.571 revised Capex Budget for 2015-2016.

QAO Certification of the 2014-2015 financial statements

Council's financial statements for 2014-2015 were certified by the Auditor General on the 30th of October. The certification was completed within the statutory deadline as stipulated in the Local Government Regulation 2012. The Queensland Audit Office (QAO) issued an unmodified audit opinion (financial statements comply with relevant accounting standards and prescribed requirements) on Council's 2014-2015 financial result and sustainability statement. The QAO maintained the modified opinion for the comparative 2013-2014 financial result in respect of a limitation of scope over the basis of depreciation expenditure for that year.

*Carried 7/0
FOR VOTE - Councillors voted unanimously*

10.2 Finance (F)

Officer's Reports

10.2.1 F - 1532575 - Monthly Financial Statements

Summary

The following information provides a snapshot of Council's Financial Position as at 31 October 2015.

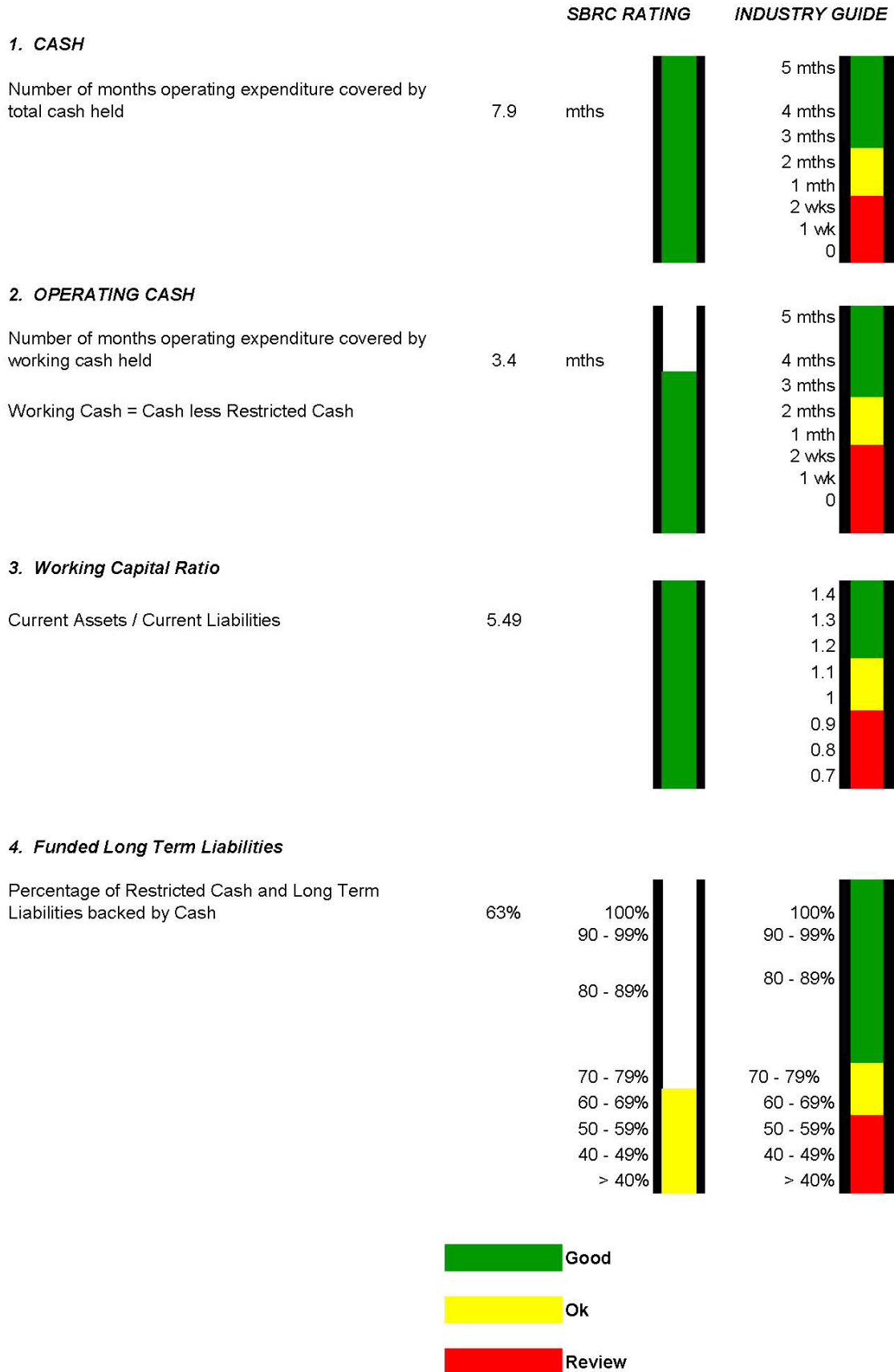
Officer's Recommendation

That the Monthly Financial Report as at 31 October 2015 be received and noted.

Key Financial Ratios

SOUTH BURNETT REGIONAL COUNCIL

FINANCIAL SCORECARD



Statement of Comprehensive Income

Statement of Comprehensive Income
As at 31 October 2015
33% of Year Complete

	2016	Amended Budget	Variance
	\$	\$	%
Income			
Revenue			
Recurrent Revenue			
Rates, levies and charges	21,756,232	42,577,842	51%
Fees and charges	1,495,423	4,466,330	33%
Rental Income	133,854	490,995	27%
Interest received	500,913	1,561,575	32%
Sales revenue	767,182	4,104,010	19%
Other Income	169,470	777,545	22%
Grants, Subsidies, Contributions & Donations	5,351,956	10,075,714	53%
	<u>30,175,028</u>	<u>64,054,011</u>	
Capital Revenue			
Grants, Subsidies, Contributions & Donations	2,215,487	6,885,323	32%
Total Revenue	<u>32,390,516</u>	<u>70,939,334</u>	
Total Income	<u>32,390,516</u>	<u>70,939,334</u>	
Expenses			
Recurrent Expenses			
Employee benefits	8,416,801	24,954,063	34%
Materials and services	6,178,870	22,236,768	28%
Finance costs	682,208	2,373,090	29%
Depreciation and amortisation	4,557,720	13,214,833	34%
	<u>19,835,598</u>	<u>62,778,754</u>	
Capital Expenses	(209,412)	(750,000)	28%
Total Expense	<u>19,626,186</u>	<u>62,028,754</u>	
Net Result	<u>12,764,330</u>	<u>8,910,580</u>	

Statement of Financial Position

Statement of Financial Position
As at 31 October 2015

	2016 \$	Original Budget \$
Current Assets		
Cash and Cash Equivalents	39,214,894	18,776,575
Trade and Other Receivables	18,472,830	6,348,249
Inventories	1,017,699	1,046,188
Investments	-	-
Total Current Assets	58,705,423	26,171,012
Non-Current Assets		
Trade and other receivables	1,800	-
Property, Plant and Equipment	831,537,778	909,874,578
Intangible Assets	7,361,223	7,643,981
Total Non-Current Assets	838,900,800	917,518,559
TOTAL ASSETS	897,606,223	943,689,571
Current Liabilities		
Trade and other payables	5,129,368	4,454,835
Borrowings	2,213,721	4,192,710
Provisions	3,353,147	3,264,734
Total Current Liabilities	10,696,237	11,912,279
Non-Current Liabilities		
Borrowings	40,010,463	47,222,598
Provisions	10,671,465	10,616,231
Total Non-Current Liabilities	50,681,928	57,838,829
TOTAL LIABILITIES	61,378,164	69,751,108
NET COMMUNITY ASSETS	836,228,059	873,938,463
Community Equity		
Asset Revaluation Surplus	395,840,541	432,824,725
Retained Surplus/(Deficiency)	440,387,518	441,113,738
TOTAL COMMUNITY EQUITY	836,228,059	873,938,463

Resolution:

Moved Cr KM Campbell, seconded Cr DP Tessmann.

That the Monthly Financial Report as at 31 October 2015 be received and noted.

Carried 7/0
FOR VOTE - Councillors voted unanimously

10.2.2 F - 1533297 - Capex Review First Quarter 2015**Summary**

A review of the 2015/2016 Capital Budget has been undertaken to take into account any necessary amendments and known changes. Some of the changes in the Buildings and Tourism areas reflect carryover funds from the 2014/2015 financial year, the Coomba Falls toilet block has been included along with the resealing and asphalt works in preparation for the Wondai Street Sprints.

The following table summarises the result.

Capital Budget

Program	Original Budget	Revision 31 Aug 15	First Quarter Review	Movement
Buildings	\$1,622,000	\$2,841,900	\$ 3,201,900	\$360,000
Tourism Facilities	\$270,000	\$314,000	\$ 490,000	\$176,000
Parks and Gardens	\$584,000	\$584,000	\$ 584,000	\$0
Plant and Equipment	\$2,659,136	\$3,960,136	\$ 3,960,136	\$0
Road and Drainage	\$13,915,000	\$19,419,978	\$19,429,978	\$ 10,000
Water	\$7,350,000	\$9,963,521	\$ 9,963,521	\$0
Waste Water	\$19,400,000	\$19,420,000	\$19,420,000	\$0
Waste	\$30,000	\$522,000	\$ 522,000	\$0
Total	\$45,830,136	\$57,025,535	\$57,571,535	\$546,000

The revised Capital Program is attached.

Officer's Recommendation

That in accordance with Section 170(3) of the Local Government Regulation 2012 the revised Capital Budget to 30 June 2016 be adopted.

2015/2016 Capex Report for Council

Project Code	Project Description	2015/16 Amended Budget as at 16/09/2015	First Quarter Revised Budget	2015/16 Actual YTD	% 2015/16 Actual to Total Available Budget
Buildings					
Admin Office - Kingaroy					
004834	Additional Security Exit to Executive Se	20,000.00	20,000.00	-	0.00%
004836	New Records Building	250,000.00	250,000.00	-	0.00%
004839	Compactors	40,000.00	40,000.00	-	0.00%
		310,000.00	310,000.00	-	0.00%
Admin Office - Nanango					
003544	Nanango Admin Building - Upgrade Switchb	18,500.00	18,500.00	-	0.00%
		18,500.00	18,500.00	-	0.00%
Admin Office - Wondai					
004910	New Roof	100,000.00	100,000.00	-	0.00%
		100,000.00	100,000.00	-	0.00%
Aerodrome - Wondai					
004855	Aerodrome - Wondai - Disabled Facilities	5,000.00	5,000.00	-	0.00%
		5,000.00	5,000.00	-	0.00%
Art Gallery - Wondai					
004480	BuildingRenovation of Wondai Art Gallery	40,000.00	40,000.00	-	0.00%
		40,000.00	40,000.00	-	0.00%
Caravan Park - Wondai					
004748	Wondai Caravan Park - New Amenities	150,000.00	171,400.00	1,972.73	1.15%
		150,000.00	171,400.00	1,972.73	1.15%
Cemeteries - Kingaroy					
004380	Cemeteries - Kingaroy - New wall Plinths	8,000.00	8,000.00	-	0.00%
		8,000.00	8,000.00	-	0.00%
Cemeteries - Wondai					
004868	Cemeteries - Wondai Erect Donated Shelter	6,000.00	6,000.00	-	0.00%
004871	Cemeteries - Wondai - Gates & Fences	10,000.00	10,000.00	-	0.00%
		16,000.00	16,000.00	-	0.00%
Cemeteries - Proston					
004864	Cemeteries - Proston - Fence & Improve	10,000.00	10,000.00	-	0.00%
		10,000.00	10,000.00	-	0.00%

<i>Project Code</i>	<i>Project Description</i>	<i>2015/16 Amended Budget as at 16/09/2015</i>	<i>First Quarter Revised Budget</i>	<i>2015/16 Actual YTD</i>	<i>% 2015/16 Actual to Total Available Budget</i>
SES- Nanango					
000357	Nanango SES Building Renovations	150,000.00	-	594.45	0.00%
		150,000.00	-	594.45	0.00%
Hall - Kingaroy Town					
000290	Repaint External Building	-	31,500.00	31,406.91	99.70%
004872	Reception Room Roof to be replaced	50,000.00	50,000.00	-	0.00%
		50,000.00	81,500.00	31,406.91	38.54%
Hall - Murgon Town					
004873	Screens	15,000.00	15,000.00	-	0.00%
004874	Grease Trap	10,000.00	10,000.00	-	0.00%
		25,000.00	25,000.00	-	0.00%
Hall - Wondai Memorial					
004875	Grease Trap	10,000.00	10,000.00	-	0.00%
004876	Replace Roof Sheeting	100,000.00	100,000.00	-	0.00%
		110,000.00	110,000.00	-	0.00%
Museum - Boondooma Homestead					
000310	Restoration Materials	8,000.00	8,000.00	-	0.00%
		8,000.00	8,000.00	-	0.00%
Parks & Gardens					
000378	Rail Trail	-	-	910.00	0.00%
004754	Rail Trail - Kingaroy to Kilkivan Devel	-	-	91,374.11	0.00%
004783	Parks - Les Muller Park- Replace BBQ's	14,000.00	14,000.00	13,163.00	94.02%
004787	Parks - Glendon St Carpark Playground	300,000.00	300,000.00	-	0.00%
004813	Parks - Memorial Park - Playground Equip	135,000.00	135,000.00	-	0.00%
004814	Parks - Memorial Park - Anzac Rotunda	50,000.00	50,000.00	-	0.00%
004815	Parks - Wondai Skate Park Upgrade	20,000.00	20,000.00	-	0.00%
004816	Parks - Dingo Park - Plaground Equipment	65,000.00	65,000.00	-	0.00%
		584,000.00	584,000.00	105,447.11	18.06%
Private Hospital - Building Projects					
000341	KPH Roof & Ceiling Repairs	8,200.00	8,200.00	3,571.57	43.56%
		8,200.00	8,200.00	3,571.57	43.56%
Private Hospital - Plant & Equipment Projects					
004387	Surgical Equipment Upgrade	-	47,000.00	-	0.00%
		-	47,000.00	-	0.00%
Saleyards - Coolabunia					
004776	NRMSALE - Coolabunia Saleyards - Catwalk	20,000.00	20,000.00	41.00	0.21%
004777	NRMSALE - Coolabunia - Vet Crush	5,000.00	5,000.00	-	0.00%
004778	NRMSALE - Coolabunia - Unloading Ramp	20,000.00	20,000.00	-	0.00%
		45,000.00	45,000.00	41.00	0.09%

<i>Project Code</i>	<i>Project Description</i>	<i>2015/16 Amended Budget as at 16/09/2015</i>	<i>First Quarter Revised Budget</i>	<i>2015/16 Actual YTD</i>	<i>% 2015/16 Actual to Total Available Budget</i>
Swimming Pool - Kingaroy					
004774	Kingaroy Pool Repair	150,000.00	248,000.00	251,879.15	101.56%
004893	New Awning	25,000.00	-	-	0.00%
004894	New Shade Structure over grass area	40,000.00	30,000.00	26,995.27	89.98%
004895	Replace Shade Structure over Toddler	12,000.00	-	-	0.00%
		227,000.00	278,000.00	278,874.42	100.31%
Swimming Pool - Murgon					
004379	Murgon Pool - Replace Kiosk & Change Roo	700,000.00	998,800.00	963,714.77	96.49%
004475	Murgon Pool	-	-	11,975.45	0.00%
004842	Shade Structures, Storage Shed and Table	70,000.00	15,000.00	-	0.00%
		770,000.00	1,013,800.00	975,690.22	96.24%
Swimming Pool - Nanango South Burnett Aquatic Centre					
004843	Port Valves	150,000.00	150,000.00	-	0.00%
		150,000.00	150,000.00	-	0.00%
Swimming Pool - Wondai					
004470	Wondai Pool - Safety Audit Requirements	-	-	(60.82)	0.00%
004844	Residence Dress/Plant Shed - Carpet & TI	10,000.00	10,000.00	-	0.00%
		10,000.00	10,000.00	(60.82)	-0.61%
Tourism Facility - Yallakool Tourist Park					
004407	New Cabins at Yallakool 2014	44,000.00	109,000.00	108,684.91	99.71%
004782	Dams - Yallakool - Pool Surface Upgrade	15,000.00	15,000.00	15,962.73	106.42%
004784	Dams - Yallakool - Washing Machines	5,000.00	5,000.00	4,581.82	91.64%
004804	Dams - Yallakool - Ensuite Upgrades	5,000.00	5,000.00	1,611.15	32.22%
004807	Dams - Yallakool - New Managers Dwelling	150,000.00	140,000.00	15,116.64	10.80%
004823	Dams - Yallakool Dam - Cabin Upgrades	5,000.00	5,000.00	-	0.00%
004824	Dams - Yallakool Dam - Villa Upgrade	5,000.00	5,000.00	-	0.00%
004827	Dams - Yallakool Dam - Upgrade Mess Hall	20,000.00	20,000.00	-	0.00%
004828	Dams - Yallakool - Regional Tourism Sign	10,000.00	10,000.00	-	0.00%
		259,000.00	314,000.00	145,957.25	46.48%
Tourism Facility - Lake Boondooma					
004408	New Cabins at Boondooma Dam 2014	-	111,000.00	110,555.37	99.60%
004785	Dams - Boondooma - Cabin Upgrades	5,000.00	5,000.00	4,500.00	90.00%
004786	Dams - Boondooma - Toilet Block 5 Refurb	5,000.00	5,000.00	4,181.82	83.64%
004808	Dams - Boondooma - Construct Camp Kitchie	20,000.00	30,000.00	5,436.64	18.12%
004830	Dams - Boondooma - Upgrade Tlt Block 1	5,000.00	5,000.00	-	0.00%
004831	Dams - Boondooma - Upgrade Toilet Block	5,000.00	5,000.00	-	0.00%
004832	Dams - Boondooma Upgrade Toilet Block 3	5,000.00	5,000.00	427.27	8.55%
004838	Dams - Boondooma - Repaint Bunk Houses	10,000.00	10,000.00	2,750.00	27.50%
		55,000.00	176,000.00	127,851.10	72.64%

<i>Project Code</i>	<i>Project Description</i>	<i>2015/16 Amended Budget as at 16/09/2015</i>	<i>First Quarter Revised Budget</i>	<i>2015/16 Actual YTD</i>	<i>% 2015/16 Actual to Total Available Budget</i>
Public Conveniences					
004886	Toilets -Kumbia- Apex Park Toilet Refurb	6,000.00	6,000.00	-	0.00%
004887	Toilets - Wooroolin Refurbish Amenities	5,000.00	5,000.00	-	0.00%
004888	Toilets - Hivesville Refurbish Amenities	5,000.00	5,000.00	-	0.00%
004889	Toilets - Reg McCallum - Toilet Upgrade	5,000.00	5,000.00	-	0.00%
004890	Toilets - Benarkin - Replace Amenities	145,000.00	145,000.00	-	0.00%
004917	Public Conveiences - Coomba Falls	-	70,000.00	-	0.00%
		166,000.00	236,000.00	-	0.00%
Regional Sportsgrounds - Maidenwell					
000350	Maidenwell Sportsground	37,200.00	37,200.00	-	0.00%
		37,200.00	37,200.00	-	0.00%
Regional Sportsgrounds - Murgon					
004487	Murgon Sportsground - G'stand Renovation	-	43,300.00	4,558.53	10.53%
004758	Murgon PCYC - Replace Roof	130,000.00	132,000.00	131,764.78	99.82%
004773	Murgon PCYC Carpark Resurfacing	25,000.00	25,000.00	66.39	0.27%
004882	PCYC Grease Trap	14,000.00	14,000.00	-	0.00%
004883	Murgon Tennis Courts Replace Child Room	30,000.00	30,000.00	-	0.00%
		199,000.00	244,300.00	136,389.70	55.83%
Regional Sportsground - Wondai					
004484	Wondai Sports Ground Upgrades	126,000.00	126,000.00	-	0.00%
		126,000.00	126,000.00	-	0.00%
Regional Sportsgrounds - Hivesville					
004891	Hivesville Sportsground Toilets	35,000.00	35,000.00	-	0.00%
		35,000.00	35,000.00	-	0.00%
Tennis Court - Proston					
004892	Proston Tennis Courts Replace Fencing	22,000.00	22,000.00	-	0.00%
		22,000.00	22,000.00	-	0.00%
Library - Proston					
004885	Repaint internally	30,000.00	30,000.00	-	0.00%
		30,000.00	30,000.00	-	0.00%
Regional Pools					
004912	Safety Audit	16,000.00	16,000.00	-	0.00%
		16,000.00	16,000.00	-	0.00%
	951000	3,739,900.00	4,275,900.00	1,807,735.64	42.28%
Intangibles					
Business System					
000380	Business Operating System	836,000.00	951,000.00	139,719.40	14.69%
		836,000.00	951,000.00	139,719.40	14.69%
		836,000.00	951,000.00	139,719.40	14.69%

<i>Project Code</i>	<i>Project Description</i>	<i>2015/16 Amended Budget as at 16/09/2015</i>	<i>First Quarter Revised Budget</i>	<i>2015/16 Actual YTD</i>	<i>% 2015/16 Actual to Total Available Budget</i>
Plant & Equipment					
Information Services - ICT					
000379	Computer Infrastructure & Upgrade	20,000.00	-	150,300.00	0.00%
000381	Server Hardware	111,000.00	110,000.00	9,230.15	8.39%
000382	Photocopiers & Printers	13,000.00	-	1,543.30	0.00%
000383	Two Way Radio System	161,000.00	85,000.00	15,931.02	18.74%
003473	Durong Comm Tower	23,000.00	-	-	0.00%
004489	Disaster Recovery	63,000.00	-	56,909.36	0.00%
004504	Upgrade Depot Link Kingaroy	4,000.00	-	-	0.00%
004841	User Hardware (Computer replacement, new)	135,000.00	135,000.00	-	0.00%
004918	Airport Fuel System	-	50,000.00	-	0.00%
004919	Aerial Photography	-	35,000.00	-	0.00%
		530,000.00	415,000.00	233,913.83	56.36%
Plant & Fleet Management - Plant & Equipment					
000389	Plant Fleet Purchases 13/14	565,000.00	565,000.00	527,795.56	93.42%
004790	Plant & Fleet Purchases 2015-16	2,029,136.00	2,029,136.00	172,102.27	8.48%
		2,594,136.00	2,594,136.00	699,897.83	26.98%
		3,124,136.00	3,009,136.00	933,811.66	31.03%
Infrastructure					
Streetscapes					
000390	Streetscaping Drayton Street Nanango	700,000.00	700,000.00	443,556.81	63.37%
		700,000.00	700,000.00	443,556.81	63.37%
Town Entrance Statements - Signage					
004781	Locality Sign Removal	200,000.00	200,000.00	22,730.14	11.37%
		200,000.00	200,000.00	22,730.14	11.37%
		900,000.00	900,000.00	466,286.95	51.81%
Roads					
Bridges					
000401	Mondure Road Bridge	750,000.00	750,000.00	80,749.20	10.77%
004476	Campbells Road Bridge Silverleaf	1,500,000.00	1,500,000.00	261,526.85	17.44%
004485	Stonelands Road Bridge - Stonelands	350,000.00	350,000.00	4,505.49	1.29%
004506	Weens Road Bridge Kingaroy	750,000.00	750,000.00	15,571.53	2.08%
004800	TIDS - Stuart River Bridge - Weens Road	-	-	79,772.44	0.00%
004845	Manar Rehab Timber	150,000.00	150,000.00	-	0.00%
004846	Webbers Creek Rehab Timber	200,000.00	200,000.00	-	0.00%
		3,700,000.00	3,700,000.00	442,125.51	11.95%
Minor Capital Works - Rural Drainage					
004752	Cross Road Culvert Renewals	-	-	5,176.76	0.00%
004847	Pipes & Culverts Renewal (from Mtce Exp)	130,000.00	130,000.00	-	0.00%
		130,000.00	130,000.00	5,176.76	3.98%

<i>Project Code</i>	<i>Project Description</i>	<i>2015/16 Amended Budget as at 16/09/2015</i>	<i>First Quarter Revised Budget</i>	<i>2015/16 Actual YTD</i>	<i>% 2015/16 Actual to Total Available Budget</i>
Minor Capital Works - Urban Roads					
004354	Venman Street - Kingaroy (Replace K&C)	-	-	1,332.86	0.00%
004369	Dalby St Nanango (Gipps - Fitzroy St)	-	-	71,407.97	0.00%
004413	Horse Gully Flood Mitigation Project	65,000.00	65,000.00	69,012.82	106.17%
		65,000.00	65,000.00	141,753.65	218.08%
Minor Capital Works - Rural Roads					
004349	Semgreens Road	120,000.00	120,000.00	233,825.76	194.85%
004372	Minmore Road Wattlegrove Ch3100 - 3700	73,000.00	73,000.00	127,345.00	174.45%
		193,000.00	193,000.00	361,170.76	187.14%
Minor Capital Works - Car Parks					
000434	Glendon Street Carpark	-	-	5,969.20	0.00%
		-	-	5,969.20	0.00%
Minor Capital Works - Gravel Resheeting					
004750	Unsealed Roads Gravel Resheeting	900,000.00	900,000.00	187,929.03	20.88%
		900,000.00	900,000.00	187,929.03	20.88%
Minor Capital Works - Pavement Rehabilitation					
000435	Kumbia Rd - Pavement Rehabilitation	-	-	(4,490.92)	0.00%
004751	Sealed Roads Pavement Rehabilitation	1,200,000.00	1,200,000.00	91,324.18	7.61%
		1,200,000.00	1,200,000.00	86,833.26	7.24%
Minor Capital Works - Footpaths & Bikeways					
004371	Blake Street Proston - Footpath	52,000.00	52,000.00	219,309.46	421.75%
004818	King Street Footpath, Nanango	40,000.00	40,000.00	22,747.63	56.87%
004821	Youngman Street Kingaroy Footpath	150,000.00	150,000.00	-	0.00%
004822	Douglas Street Blackbutt Footpath	30,000.00	30,000.00	-	0.00%
004833	Kent Street Wondai Footpath	50,000.00	50,000.00	-	0.00%
004867	Angel Avenue Murgon Footpath	30,000.00	30,000.00	-	0.00%
		352,000.00	352,000.00	242,057.09	68.77%
Reseals - 2015/16					
004744	Reseal Program 2015/2016	1,500,000.00	1,500,000.00	765,200.22	51.01%
004916	Wondai Street Sprints - Asphalt & Reseal	-	220,000.00	-	0.00%
		1,500,000.00	1,720,000.00	765,200.22	44.49%
TIDS - LRRS Projects					
000586	Blackbutt Crows Nest Road 0.80-3.20	585,000.00	375,000.00	-	0.00%
004817	SafeST - Murgon School Car Parking	140,000.00	140,000.00	3,286.26	2.35%
004853	Swickers R4R Upgrade (Clarke & Swendsons)	1,500,000.00	1,500,000.00	-	0.00%
004854	SafeST - Tingoora State School	140,000.00	140,000.00	-	0.00%
		2,365,000.00	2,155,000.00	3,286.26	0.15%

<i>Project Code</i>	<i>Project Description</i>	<i>2015/16 Amended Budget as at 16/09/2015</i>	<i>First Quarter Revised Budget</i>	<i>2015/16 Actual YTD</i>	<i>% 2015/16 Actual to Total Available Budget</i>
Roads to Recovery					
003461	Ellesmere North Road Intersection - RTR	300,000.00	300,000.00	259,908.67	86.64%
004345	Markwell Street - RTR	102,000.00	102,000.00	181,104.61	177.55%
004350	Fisher & Moore St Intersection - RTR	379,578.00	379,578.00	4,200.62	1.11%
004367	Brights Road Nanango - RTR	-	-	1,084.76	0.00%
004368	Ironpot Road Ch15800 - 16400 - RTR	-	-	19,333.14	0.00%
004762	RTR - Reedy Creek Road Reseal	200,000.00	200,000.00	196,259.12	98.13%
004763	RTR - McCauley Broome Road Reseal	80,000.00	80,000.00	8,778.22	10.97%
004764	RTR - Deep Creek Road Reseal	120,000.00	120,000.00	100,244.64	83.54%
004779	RTR - Johnson Street, Hivesville	80,000.00	80,000.00	73,318.07	91.65%
004810	RTR Appin Street West - Shoulder Sealing	90,000.00	90,000.00	73,447.98	81.61%
004812	RTR Tingoora Chelmsford Rd - Realignment	335,000.00	335,000.00	-	0.00%
004820	RTR - Hazeldean Road Ngo Widening	280,000.00	280,000.00	-	0.00%
004861	RTR Rodney St Proston - Widening	90,000.00	90,000.00	85.70	0.10%
004865	RTR Glendon Street Carpark, Kingaroy	300,000.00	300,000.00	-	0.00%
004858	Swickers Contribution - R4R Project	700,000.00	700,000.00	-	0.00%
004859	Durong School - Widening, parking and bu	90,000.00	90,000.00	-	0.00%
004860	RTR - Weens Road - Widening	220,000.00	220,000.00	-	0.00%
		3,366,578.00	3,366,578.00	917,765.53	27.26%
Loan Funded Projects					
004355	Blackbutt Town Development	2,400,000.00	2,400,000.00	-	0.00%
004471	Coulson St, Blackbutt - Stormwater	-	-	404,742.06	0.00%
004760	Gladys Street Blackbutt - Rd Construct	-	-	1,459.71	0.00%
004772	Memerambi Development	2,138,400.00	2,138,400.00	73,576.21	3.44%
		4,538,400.00	4,538,400.00	479,777.98	10.57%
Soil Laboratory					
000602	Soil Lab Capital Equipment	10,000.00	10,000.00	-	0.00%
		10,000.00	10,000.00	-	0.00%
Urban Drainage					
004869	Tessmans Road North Detention / Outlet	200,000.00	200,000.00	-	0.00%
		200,000.00	200,000.00	-	0.00%
		18,519,978.00	18,529,978.00	3,639,045.25	19.64%
Water Services					
Water - General Operations					
000603	Telemetry Upgrades - Water General Opera	130,000.00	130,000.00	-	0.00%
004769	Citect SCADA-C CMF Server Upgrade	-	-	1,876.63	0.00%
		130,000.00	130,000.00	1,876.63	1.44%
Water - Blackbutt					
004896	Mains Unallocated Budget	242,891.00	242,891.00	-	0.00%
		242,891.00	242,891.00	-	0.00%

<i>Project Code</i>	<i>Project Description</i>	<i>2015/16 Amended Budget as at 16/09/2015</i>	<i>First Quarter Revised Budget</i>	<i>2015/16 Actual YTD</i>	<i>% 2015/16 Actual to Total Available Budget</i>
Water - Kingaroy					
004307	KWS - Booth St Water Main Replacement	-	-	63,470.90	0.00%
004309	KWS - William St Water Main Replacement	-	-	4,863.93	0.00%
004310	KWS - Queen St Water Main Replacement	-	-	1,520.88	0.00%
004312	KWS - Henry St Water Main Replacement	-	-	481.45	0.00%
004313	KWS - Reen St Water Main Replacement	-	-	571.45	0.00%
004508	KWS FISHER/MOORE REALIGNMENT	-	-	708.78	0.00%
004770	Mt Wooroolin - Hypo Dosing Station	-	-	49,735.46	0.00%
004771	Orana Reservoir - Hypo Dosing System	-	-	23,700.69	0.00%
004780	KWS - Glendon Street 100mm Water Main	-	-	1,787.62	0.00%
004897	Mains - Unallocated Budget	1,200,000.00	1,200,000.00	-	0.00%
003393	Gordonbrook DAF - Design and Tender	-	-	66,844.91	0.00%
003580	Gordonbrook DAFF - Construction	7,100,000.00	7,100,000.00	2,651.10	0.04%
004441	Gordonbrook WTP - Raw Water Delivery 1	-	-	-	0.00%
004442	Gordonbrook WTP - PAC Tank 2	-	-	3,477.80	0.00%
004443	Gordonbrook WTP - Coag & Flocculation 3	-	-	-	0.00%
004444	Gordonbrook WTP - Clarification 5	-	-	70,912.33	0.00%
004445	Gordonbrook WTP - DAFF 6	-	-	198,822.58	0.00%
004446	Gordonbrook WTP - CW Storage & Pumps 7	-	-	-	0.00%
004447	Gordonbrook WTP - PAC Dosing 8	-	-	339,865.44	0.00%
004448	Gordonbrook WTP - Alum Dosing 9	-	-	21,457.75	0.00%
004449	Gordonbrook WTP - Soda Ash Dosing 10	-	-	-	0.00%
004450	Gordonbrook WTP - Poly Dosing 12	-	-	18,188.30	0.00%
004451	Gordonbrook WTP - Hypochlorite Dosing 13	-	-	-	0.00%
004452	Gordonbrook WTP - Sludge Handling 14	-	-	-	0.00%
004453	Gordonbrook WTP - Potable Water 18	-	-	-	0.00%
004454	Gordonbrook WTP - Service Water 19	-	-	-	0.00%
004455	Gordonbrook WTP - Elect Control Inst 20	-	-	315,376.10	0.00%
004456	Gordonbrook WTP - DAFF Building 21	-	-	124,791.00	0.00%
004457	Gordonbrook WTP - Exist WTP Building 22	-	-	-	0.00%
004458	Gordonbrook WTP - Wastewater System 24	-	-	-	0.00%
004459	Gordonbrook WTP - Siteworks 25	-	-	-	0.00%
004460	Gordonbrook WTP - Commissioning 26	-	-	-	0.00%
004461	Gordonbrook WTP - Design, RPT, Wshops 27	-	-	46,661.50	0.00%
004462	Gordonbrook WTP - Miscellaneous 28	-	-	1,558.00	0.00%
004499	Gordonbrook VSD Upgrade	-	-	-	0.00%
004501	Program Management	-	-	12,041.45	0.00%
		8,300,000.00	8,300,000.00	1,369,489.42	16.50%
Water - Murgon					
004806	Water Main Extension - Thorn St, Murgon	-	-	3,838.01	0.00%
004898	Mains - Unallocated Budget	140,000.00	140,000.00	-	0.00%
004899	Upgrade to Filter Media & Backwash Equi	550,000.00	550,000.00	-	0.00%
		690,000.00	690,000.00	3,838.01	0.56%
Water - Nanango					
004305	NWS - Fitzroy St Water Main Replacement	-	-	48,407.08	0.00%
004353	NWS-Dalby St Water Main Installation	-	-	102.41	0.00%
004884	Mains - Unallocated Budget	220,000.00	220,000.00	-	0.00%
		220,000.00	220,000.00	48,509.49	22.05%

<i>Project Code</i>	<i>Project Description</i>	<i>2015/16 Amended Budget as at 16/09/2015</i>	<i>First Quarter Revised Budget</i>	<i>2015/16 Actual YTD</i>	<i>% 2015/16 Actual to Total Available Budget</i>
Water - Proston					
004900	Main - Unallocated Budget	80,630.00	80,630.00	-	0.00%
		80,630.00	80,630.00	-	0.00%
Rural Water - Proston					
004511	PRWS-Mt McEuen Rd Water main upgrade	-	-	59,692.57	0.00%
004901	Mains - Unallocated Budget	100,000.00	100,000.00	-	0.00%
		100,000.00	100,000.00	59,692.57	59.69%
Water - Wondai					
004314	WWS - Pring St Water Main Replacement	-	-	60,140.33	0.00%
004902	Mains - Unallocated Budget	200,000.00	200,000.00	-	0.00%
		200,000.00	200,000.00	60,140.33	30.07%
		9,963,521.00	9,963,521.00	1,543,546.45	15.49%
Wastewater Services					
Wastewater - General Operations					
000735	Telemetry Upgrades - General Wastewater	120,000.00	120,000.00	-	0.00%
		120,000.00	120,000.00	-	0.00%
Wastewater - Blackbutt					
004903	Mains - Unallocated Budget	100,000.00	100,000.00	-	0.00%
		100,000.00	100,000.00	-	0.00%

Project Code	Project Description	2015/16 Amended Budget as at 16/09/2015	First Quarter Revised Budget	2015/16 Actual YTD	% 2015/16 Actual to Total Available Budget
Wastewater - Kingaroy					
000745	Sewer Main Relining - Kingaroy Wastewater	-	-	-	0.00%
000747	Kingaroy WWTP - Tender & Design Prep	-	-	-	0.00%
004346	Kingaroy WWTP Upgrade - River Road Water	-	-	6,507.06	0.00%
004494	Kingaroy WWTP Upgrade-Hodges Road Widen	-	-	45,464.53	0.00%
004510	KWW-Fisher/Moore Sts Sewer Realignment	-	-	1,172.57	0.00%
004904	Mains - Unallocated Budget	700,000.00	700,000.00	-	0.00%
000748	WWTP Upgrade - Kingaroy Wastewater	17,350,000.00	17,350,000.00	-	0.00%
003392	Kingaroy WWTP - Supervision	-	-	75,253.00	0.00%
003394	WWTP Upgrade - Preliminary Works	-	-	978.00	0.00%
003396	WWTP Stage 3 - Design and Document	-	-	-	0.00%
003397	WWTP Stage 4 - Tender & Tender Assess	-	-	-	0.00%
003398	WWTP Stage 5 - Supervision_Commissioning	-	-	202,147.00	0.00%
004421	Kingaroy WWTP - Septage Reception - 1	-	-	51,393.00	0.00%
004422	Kingaroy WWTP - PTA - 2	-	-	639,592.47	0.00%
004423	Kingaroy WWTP - Foulwater Pump Station 3	-	-	62,599.50	0.00%
004424	Kingaroy WWTP - Bioreactor - 4	-	-	1,295,503.83	0.00%
004425	Kingaroy WWTP - Underground Pipework - 5	-	-	125,368.00	0.00%
004426	Kingaroy WWTP - Effluent Bal. Tank - 6	-	-	-	0.00%
004427	Kingaroy WWTP - Outfall & Disinfection 7	-	-	37,454.06	0.00%
004428	Kingaroy WWTP - Recyc Water Facility - 8	-	-	484,141.70	0.00%
004429	Kingaroy WWTP - WAS Thickening - 9	-	-	222,744.79	0.00%
004430	Kingaroy WWTP - Aerobic Digester - 10	-	-	722,246.33	0.00%
004431	Kingaroy WWTP - Mechanical Dewatering 11	-	-	459,770.66	0.00%
004432	Kingaroy WWTP - Potable Water System 12	-	-	4,289.93	0.00%
004433	Kingaroy WWTP - Bulk Chem Dose Sys - 13	-	-	272,479.76	0.00%
004434	Kingaroy WWTP - Elect Control Inst - 14	-	-	737,779.87	0.00%
004435	Kingaroy WWTP - Admin Building - 15	-	-	305,788.92	0.00%
004436	Kingaroy WWTP - Major Yard Pipework - 16	-	-	-	0.00%
004437	Kingaroy WWTP - Siteworks - 17	-	-	11,918.14	0.00%
004438	Kingaroy WWTP - Commissioning - 18	-	-	-	0.00%
004439	Kingaroy WWTP - Design, Rpt, W/shops 19	-	-	128,362.86	0.00%
004440	Kingaroy WWTP - Miscellaneous - 20	-	-	55,514.45	0.00%
004488	Kingaroy WWTP Upgrade - Construction	-	-	17,979.32	0.00%
004502	Program Management	-	-	11,537.31	0.00%
004503	WWTP - Final Pond Desludge	-	-	85,518.47	0.00%
		18,050,000.00	18,050,000.00	6,063,505.53	33.59%
Wastewater - Murgon					
004905	Mains - Unallocated Budget	450,000.00	450,000.00	-	0.00%
		450,000.00	450,000.00	-	0.00%
Wastewater - Nanango					
004417	NWW-Dalby St Sewer Extension	-	-	32,237.68	0.00%
004906	Mains - Unallocated Budget	350,000.00	350,000.00	-	0.00%
		350,000.00	350,000.00	32,237.68	9.21%
Wastewater - Wondai					
004907	Mains - Unallocated Budget	350,000.00	350,000.00	-	0.00%
		350,000.00	350,000.00	-	0.00%
		19,420,000.00	19,420,000.00	6,095,743.21	31.39%

<i>Project Code</i>	<i>Project Description</i>	<i>2015/16 Amended Budget as at 16/09/2015</i>	<i>First Quarter Revised Budget</i>	<i>2015/16 Actual YTD</i>	<i>% 2015/16 Actual to Total Available Budget</i>
Waste					
Waste Management - Regional					
000782	CAPITAL - Hivesville Transfer Station	117,000.00	117,000.00	8,786.36	7.51%
000783	CAPITAL - Maidenwell Transfer Station	57,000.00	57,000.00	-	0.00%
000784	CAPITAL - Wattlecamp Transfer Station	27,000.00	27,000.00	2,400.00	8.89%
004521	CAPITAL - Cloyna Transfer Station	92,000.00	92,000.00	15,585.00	16.94%
004522	CAPITAL - Durong Transfer Station	51,000.00	51,000.00	62,528.95	122.61%
004523	CAPITAL - Brigooda Transfer Station	142,000.00	142,000.00	25,645.00	18.06%
004527	CAPITAL - Memerambi Transfer Station	6,000.00	6,000.00	-	0.00%
004914	Blackbutt Transfer Station	30,000.00	30,000.00	-	0.00%
		522,000.00	522,000.00	114,945.31	22.02%
		522,000.00	522,000.00	114,945.31	22.02%
		57,025,535.00	57,571,535.00	14,740,833.87	25.60%

Resolution:

Moved Cr KM Campbell, seconded Cr KA Duff.

That the Officer's Recommendation be adopted.

*Carried 7/0
FOR VOTE - Councillors voted unanimously*

10.2.3 F - 1531121 - Wondai Show Society Showgrounds Management Committee - Requesting Council charge a lower rate per KL for water usage at 2-12 Kent Street, Wondai

Summary

A request has been received from the Wondai Show Society Showgrounds Management Committee for Council to charge all water consumed at their property, regardless of the volume, at the lowest Tier rate of \$1.42 per kilolitre.

It is recommended that due to the existing level of rate remission provided by Council and the significant impact on Council's budget to provide this concession to all sporting clubs, that the request be denied.

Officer's Recommendation

That Council deny the request from Wondai Show Society Showgrounds Management Committee for Council to charge all water consumed at their property, regardless of the volume, at the lowest Tier rate of \$1.42 per kilolitre.

Resolution:

Moved Cr KM Campbell, seconded Cr DJ Palmer.

That the Officer's Recommendation be adopted.

*Carried 7/0
FOR VOTE - Councillors voted unanimously*

10.3 Planning (P&LM)

Officer's Reports

10.3.1 P&LM - 1503842 - Forwarding Reconfiguration of a Lot (Boundary realignment) Postles Road and 51 Recreation Drive, Memerambi - Lot 99 SP154836 and Lot 1 FTZ37357 Applicant: Alkaloids of Australia Pty Ltd C/- O'Reilly Nunn Favier ROLI2015/0001

Summary

Key Point Summary

- Application for the Reconfiguring a Lot (Boundary Realignment) in the Rural and Village Zone (Part Preferred Land Use of Village B);

- The proposal will realign the boundaries of the lots to create additional area for future expansion of the Rural Service Industry operating on Lot 99 (Dubosia Processing Factory);
- Application is Impact Assessable against the Kingaroy Shire IPA Planning Scheme as the property is affected by the Memerambi Waste Transfer Station Buffer;
- Assessable against the Rural and Village Locality Codes;
- Application was publicly advertised between 2 October 2015 and 28 October 2015;
- One (1) public submission was received against the development during the public notification period; and
- Application recommended for approval subject to reasonable and relevant conditions.

Officer's Recommendation

That Council *approve* the Development Application for Reconfiguring a Lot (Boundary Realignment) on Postles Road and 51 Recreation Drive, Memerambi (and described as Lot 99 on SP154836 and Lot 1 on FTZ37357), subject to the following conditions:

General

- GEN1. The subject site is to be developed generally in accordance with the plans and information submitted with the application unless otherwise amended by the following conditions:
- Ref. Nos: Drawing No. 5804P/1, Sheet 1 of 1 – Proposed Reconfigure a Lot (2 lots into 2 lots).
- GEN2. All works, including the repair or relocation of services (Telstra, lighting) is to be completed at no cost to Council.
- GEN3. Prior to sealing the Plan of Survey the applicant is required to pay the Council all rates and charges or any expenses being charged over the subject land under any Act in accordance with Section 815 of the *Sustainable Planning Act 2009*.
- GEN4. Any new earthworks or structures are not to concentrate or impede the natural flow of water across property boundaries and onto any other lots.
- GEN5. All existing on-site structures, dams and sewage treatment facilities including transpiration and irrigation areas shall be relocated so as not to cross the proposed property boundary.

Compliance Assessment

- GEN10. All conditions of this approval are to be satisfied prior to Council issuing a Compliance Certificate for the Plan of Survey, and it is the applicant's responsibility to notify Council to inspect compliance with conditions.

Sealing of a Plan of Survey fee will be charged, with payment required prior to Council consenting to the Survey Plan.

Survey Marks

- GEN6. Prior to the sealing of the Plan of Survey the applicant is to provide a certificate signed by a licensed surveyor stating that after the completion of all works associated with the reconfiguration, survey marks were reinstated where necessary and all survey marks are in their correct position in accordance with the Plan of Survey.

Valuation Fees

- GEN7. Payment of Department of Natural Resources and Mines valuation fees, that will result from the issue of split valuations prior to Council sealing the Plan of Survey. The contribution is currently assessed at \$94.00 (2 lots x \$47.00); however, the actual amount payable will be based on Council's Register of Regulatory & Cost-Recovery Fees and the rate applicable at the time of payment.

Property Access

ENG1. No new access from proposed Lots 100 and 101 will be permitted. Existing accesses to Postles Road from proposed Lot 100 and the existing access from proposed Lot 101 (at the existing dwelling) to Recreation Drive must be used.

Advice

- ADV1. Section 341(2) of the *Sustainable Planning Act 2009* provides that, if this approval is not acted upon within the period of two (2) years the approval will lapse. Note that in accordance with section 341(7) a related approval may extend the relevant (currency) period.
- ADV2. This development approval does not authorise any activity that may harm Aboriginal Cultural Heritage. Under the *Aboriginal Cultural Heritage Act 2003* you have a duty of care in relation to such heritage. Section 23(1) provides that "A person who carries out an activity must take all reasonable and practicable measures to ensure the activity does not harm Aboriginal Cultural Heritage." Council does not warrant that the approved development avoids affecting Aboriginal Cultural Heritage. It may therefore, be prudent for you to carry out searches, consultation, or a Cultural Heritage assessment to ascertain the presence or otherwise of Aboriginal Cultural Heritage. The Act and the associated duty of care guidelines explain your obligations in more detail and should be consulted before proceeding. A search can be arranged by visiting <http://www.datsima.qld.gov.au> and filling out the Aboriginal and Torres Strait Islander Cultural Heritage Search Request Form
- ADV3. Attached for your information is a copy of Division 8 of the *Sustainable Planning Act 2009* as regards Rights of Appeal. With respect to Appeal Rights of Applicants, the following is drawn to your attention—
- the applicant's Appeal Period commences upon receipt of this advice and expires twenty (20) business days thereafter.
 - should the applicant notify the Assessment Manager (Council) in writing of acceptance of the conditions of approval and that it is not intended to make an appeal, the Applicant's Appeal Period is at an end.

Resolution:

Moved Cr KM Campbell, seconded Cr RLA Heit.

That the Officer's Recommendation be adopted/

*Carried 7/0
FOR VOTE - Councillors voted unanimously*

10.3.2 P&LM - 1505146 - Forwarding Material Change of Use (Multiple dwelling units) application - 39 Prince Street Kingaroy - Lot 1 SP215311 Applicant: P O'Shea C/- Reilly Nunn Favier MCU2015/0020

Summary

- The applicant seeks to establish three (3), two (2) bedroom dwellings units (triplex) on the corner of Prince Street and Hodge Street in Kingaroy;
- Subject site is included within the *Community Expansion Zone (Residential B – preferred land use area)* under the *Kingaroy Shire IPA Planning Scheme*;
- The development is considered generally in accordance with the relevant provisions of the planning scheme;

- The application underwent public notification between 29 September 2015 and 22 October 2015. One (1) submission expressing concerns was received;
- It is recommended that Council approve a Development Permit for Material Change of Use for *Multiple Dwellings Units* (three (3) dwelling units), subject to reasonable and relevant conditions.

Officer's Recommendation

That a Council **approve a *Development Permit*** Material Change of Use for *Multiple Dwelling Units* (three (3) dwelling units) at 39 Prince Street, Kingaroy on land described as Lot 1 SP215311, subject to the following conditions –

General

- GEN1. The subject site is to be developed generally in accordance with the plans and information submitted with the application:
- *Site Plan*, project no: 15-2094-SPY, sheet 1, prepared by: Blueprint Drafting Services, dated: 21 September 2015;
 - *Floor Plan*, project no: 15-2094-SPY, sheet 2, prepared by: Blueprint Drafting Services, dated: 4 September 2015; and
 - *Elevations*, project no: 15-2094-SPY, sheet 3, prepared by: Blueprint Drafting Services, dated: 4 September 2015.

Unless otherwise amended by the following conditions.

- GEN2. Each *Multiple Dwelling Unit* is to contain two (2) bedrooms only, as shown on the approved plan.
- GEN3. All works, including the repair or relocation of services (Telstra, lighting) is to be completed at no cost to Council.
- GEN4. The applicant is required to maintain the site in a clean and orderly state at all times, clearing declared weeds and feral animals.

Compliance Assessment

- GEN4. All conditions of this approval are to be satisfied prior to Council issuing a Compliance Certificate for the commencement of the use, and it is the applicant's responsibility to notify Council to inspect compliance with conditions.

A Compliance Certificate fee will be charged, with payment required prior to Council approval of the associated documentation requiring compliance assessment.

Lighting

- MCU1. Lighting used to illuminate any areas of the premises is to be designed and constructed to ensure that lighting does not directly illuminate any nearby premises or roadways;
- MCU2. The *Multiple Dwelling Units* do not incorporate lighting of a brightness, glare or flashing which interferes with pilot visibility when on approach or departure from the Kingaroy airport.

Landscaping

MCU3. Landscaping is to be established and maintained in accordance with the approved plan, *Planning Scheme Policy No. 5 and the Urban Locality Code of the Kingaroy Shire IPA Planning Scheme*.

Fencing

MCU4. Front fences are to be 1.2m in height, if of solid construction or up 1.5m in height, if gaps permit 50% transparency.

Satellite Dishes

MCU5. A maximum of one satellite dish is permitted per dwelling unit with a maximum diameter of 1.2m with a maximum height of 10.5m above ground level.

Clothes Drying Area

MCU6. Each dwelling unit is to be provided with external clothes drying facilities in the private open space area.

Letterboxes and Unit Identification

MCU7. Letterboxes shall be provided for each habitable unit, including the body corporate if appropriate. Each box shall be distinguished by a number corresponding to the unit number.

MCU8. Each dwelling unit is to be readily identified by number.

Electricity/Telecommunications

MCU9. Each dwelling unit is to be supplied with reticulated electricity and telecommunication services.

Property Access,

ENG 1. Property access shall be provided in accordance with the details in Table S2.7 – *Design and Construction Standards* of the Kingaroy Shire IPA Planning Scheme; and Council's standard drawing SBRC 00048 *Residential Property Access & Kerb Crossover*.

ENG2. Only one access from Prince Street to proposed unit 1 and a single combined access from Hodge Street to proposed units 2 and 3 will be permitted.

ENG3. The applicant must remove all disused vehicle entrances and reinstate kerbing consistent with the adjacent kerb profile.

ENG4. Driveways shall be constructed so as to:

- a) permit vehicles to enter and leave the site in a forward gear;
- b) avoid a trip hazard to pedestrians;
- c) ensure that low-clearance vehicles can clear the cross-over pavement upon entering and leaving the property; and
- d) ensure that fencing, landscaping and letterboxes do not to impede sight lines for vehicles entering or leaving the property or travelling along Prince Street and Hodge Street.

Stormwater

ENG5. The applicant shall submit design drawings for Compliance Assessment by Council's General Manager of Infrastructure, detailing:

- a) drainage paths within and outside the property;
- b) design for stormwater including sizing, other details and location of all proposed pipe and channel flows and stormwater infrastructure including on-site detention storages, and their outlet details;
- c) Details of all pre and post development flows and
- d) Details of any cut or fill proposed to direct stormwater to a legal point of discharge.

- ENG6. On-site detention storage shall be provided for the purpose of mitigating stormwater worsening resulting from additional impervious areas.
- ENG7. All stormwater drainage infrastructure serving the site including all surface, underground and roof water components shall be designed:
- in accordance with the requirements of the *Queensland Urban Drainage Manual (QUDM)*;
 - so that the development will not make material changes to the pre-development location, duration, frequency or concentration of overland stormwater flow at the point of discharge to all downstream properties including road reserves; and
 - To effectively drain all stormwater falling onto the proposed development to Council's stormwater system, rainwater tanks, or other lawful point of discharge.
- ENG8. Any new earthworks or structures shall not concentrate or impede the natural flow of water across property boundaries and onto any other lots including the road reserve.
- ENG9. Heavy duty galvanized steel roof water adaptors (Kacey or equivalent) shall be installed in the kerb and channelling during construction in accordance with South Burnett Regional Council requirements.

Water Supply

- ENG10. Each unit within the proposed development shall be connected to Council's Reticulated Water Supply System in accordance with Schedule 2, Division 3.2 – *Design and Construction Standards*, Table S2.10 of the Kingaroy Shire IPA Planning Scheme and the *South East Queensland Water Supply and Sewerage Design & Construction Code (SEQ Code)*, at no cost to Council.

Sewerage

- ENG11. Sewerage shall be connected to each unit in accordance with the requirements of Schedule 2, Division 3.2 – *Design and Construction Standards*, Table S2.10 of the Kingaroy Shire IPA Planning Scheme; and the *South East Queensland Water Supply and Sewerage Design & Construction Code (SEQ Code)*, at no cost to Council.

Earthworks

- ENG12. Any proposed earthworks shall be undertaken in accordance with the *Urban Locality Code*, Element (g) within the *Kingaroy Shire IPA Planning Scheme* unless approved separately under a Development Permit for Operational Works.

Advice

- ADV1. *Section 341 of the Sustainable Planning Act 2009* provides that, if this approval is not acted upon within the period of four (4) years the approval will lapse.
- ADV2. So as to facilitate future Council access for maintenance/service purposes, no structure hindering access to the sewer adjacent to proposed unit 3 may be built over the easement.
- ADV3. All engineering designs submitted to Council for engineering approval are expected to be certified by an appropriate Registered Professional Engineer of Queensland.
- ADV4. This development approval does not authorise any activity that may harm Aboriginal Cultural Heritage. Under the *Aboriginal Cultural Heritage Act 2003* you have a duty of care in relation to such heritage. Section 23(1) provides that "A person who carries out an activity must take all reasonable and practicable measures to ensure the activity does not harm Aboriginal Cultural Heritage." Council does not warrant that the approved development avoids affecting Aboriginal Cultural Heritage. It may therefore, be prudent for you to carry out searches, consultation, or a Cultural Heritage assessment to ascertain the presence or otherwise of Aboriginal Cultural Heritage. The Act and the

associated duty of care guidelines explain your obligations in more detail and should be consulted before proceeding.

- ADV5. Attached for your information is a copy of *Division 8* of the *Sustainable Planning Act 2009* as regards Rights of Appeal. With respect to Appeal Rights of Applicants, the following is drawn to your attention—
- a) the applicant's Appeal Period commences upon receipt of this advice and expires twenty (20) business days thereafter.
 - b) should the applicant notify the Assessment Manager (Council) in writing of acceptance of the conditions of approval and that it is not intended to make an appeal, the Applicant's Appeal Period is at an end.

Resolution:

Moved Cr KM Campbell, seconded Cr DP Tessmann.

That the Officer's Recommendation be adopted.

*Carried 7/0
FOR VOTE - Councillors voted unanimously*

10.3.3 P&LM - 1451678 - Forwarding Material Change of Use (Accommodation building - motel) 80 Youngman Street, Kingaroy - Lot 3 RP149465 Applicant: Room Motel No. 1 Pty Ltd

Summary

- The applicant seeks to establish eight (8) additional units to the *Room Motel* located on the southern fringe the Kingaroy CBD. The existing *Room Motel* complex consists of twenty-eight (28) units and a caretakers residence;
- The additional units will be located on the adjoining allotment (Lot 3 RP149465) to the existing motel complex (Lot 4 SP249677) however, will utilise the existing motel access, facilities and amenities;
- Subject sites are included within the *Business and Commercial Zone (Frame – preferred land use area)* under the *Kingaroy Shire IPA Planning Scheme*;
- The development is generally in accordance with the provisions of the planning scheme;
- The application underwent public notification between the 4th September 2015 and 30th September 2015. No submissions were received during this time;
- The *Department of Infrastructure, Local Government and Planning* (the department) were identified as a concurrence referral agency (State-controlled Road). The department provided a response on 6 July 2015, approving the development subject to conditions;
- It is recommended that a *Development Permit* for Material Change of Use for *Accommodation Building* (Motel – eight (8) additional units) be *approved* subject to reasonable and relevant conditions.

Officer's Recommendation

That a ***Development Permit*** for Material Change of Use for Accommodation Building (motel – additional eight (8) units) at 76 – 78 & 80 Youngman Street, Kingaroy on land described as Lot 4 SP249677 & Lot 3 RP149465 be ***approved***, subject to the following conditions –

General

- GEN1. The subject site is to be developed generally in accordance with the plans and information submitted with the application:
- *Existing Overall Site Plan*, project no: 1503-06, Rev B, Sheet no: 01 of 08, prepared by: Designtek, dated: 04-05-2015;
 - *Proposed Overall Site Plan*, project no: 1503-06, Rev B, Sheet no: 02 of 08, prepared by: Designtek, dated: 04-05-2015;
 - *Proposed Site Plan – Level 1*, project no: 1503-06, Rev B, Sheet no: 03 of 08, prepared by: Designtek, dated: 04-05-2015;
 - *Proposed Site Plan – Level 2*, project no: 1503-06, Rev B, Sheet no: 04 of 08, prepared by: Designtek, dated: 04-05-2015;
 - *Site Coverage – Site Plan*, project no: 1503-06, Rev -, Sheet no: 05 of 08, prepared by: Designtek, dated: 04-05-2015; and
 - *Proposed Unit Floor Plans and Elevations*, project no: 1503-06, Rev B, Sheet no: 06 of 08, prepared by: Designtek, dated: 04-05-2015.

Unless otherwise amended by the following conditions.

- GEN2. All works, including the repair or relocation of services (Telstra, lighting) is to be completed at no cost to Council.
- GEN3. The applicant is required to maintain the site in a clean and orderly state at all times, clearing declared weeds and feral animals.

Compliance Assessment

- GEN4. All conditions of this approval are to be satisfied prior to Council issuing a Compliance Certificate for the commencement of the use, and it is the applicant's responsibility to notify Council to inspect compliance with conditions.

A Compliance Certificate fee will be charged, with payment required prior to Council approval of the associated documentation requiring compliance assessment.

Lighting

- MCU1. Lighting is to be designed and constructed in accordance with *Schedule 8* of the *Kingaroy Shire IPA Planning Scheme* and in a manner that ensures lighting does not directly illuminate any nearby premises or roadways.
- MCU2. The *Accommodation Building* does not incorporate lighting of a brightness, glare or flashing which interferes with pilot visibility when on approach or departure from the Kingaroy airport.

Landscaping

- MCU3. Landscaping is to be complimentary to the existing landscaping scheme on-site and established and maintained in accordance with *Planning Scheme Policy No. 5 & Schedule 8* of the *Kingaroy Shire IPA Planning Scheme*.

Fencing

- MCU4. Fencing is to be in accordance with approved plans and complimentary to the existing fencing located on Lot 4 SP249677.

Waste Storage

- MCU5. Waste storage areas are screened from any road frontage by a 1.8m high fence.

Satellite Dishes

- MCU6. A maximum of one satellite dish is permitted per unit with a maximum diameter of 1.2m with a maximum height of 10.5m above ground level.

Building Materials

MCU7. The *Accommodation Building* does not contain building materials involving glass or metallic finishes over 20% of any given surface plain.

Electricity/Telecommunications

MCU8. Each unit is to be supplied with reticulated electricity and telecommunication services.

Parking

MCU9. On-site car parking is to be in accordance with the *Proposed Site Plan* submitted with the application –

- Eight (8) on-site parking spaces for B99 vehicles are to be provided and maintained.

Access, Car Parking & Manoeuvrability

ENG1. All driveways, vehicle manoeuvring areas and turning radii shall be designed and constructed in all other respects in accordance with the requirements of the current version of AS/NZS 2890.1 for a B99 vehicle.

ENG2. Directional pavement markings must be provided at the property access to allow for two-way traffic movement.

ENG3. The car parking areas and internal driveways shall be constructed, drained and surfaced with either asphaltic concrete or reinforced concrete so as to minimise dust emissions, erosion and sediment run-off. The construction and design shall be in accordance with the current version of AS/NZS 2890.1 and the requirements of Table S2.7 – *Design and Construction Standards* of the Kingaroy Shire Council IPA Planning Scheme.

Pedestrian & Disabled Access

ENG4. Prior to a Compliance Certificate being issued, the applicant shall provide a signage and line-marking plan for compliance assessment by Council's General Manager of Infrastructure and install the traffic management devices required in accordance with the *Manual of Uniform Traffic Control Devices* (MUTCD); ensuring that the drawing provides for the use of vehicles, pedestrians and mobility aids for disabled access. Driveways and car parking areas shall be adequately sign-posted indicating combined usage by pedestrians and vehicles. The plan shall take account of the combined usage by vehicles and pedestrians of the common entry from Youngman Street for the existing and proposed motel units.

Stormwater

ENG5. The applicant shall submit revised design drawings for Compliance Assessment by Council's General Manager of Infrastructure, detailing:

- a) drainage paths within and outside the property;
- b) Design for stormwater including sizing, other details and location of all proposed pipe and channel flows and stormwater infrastructure including on-site detention storages, and their outlet details;
- c) Details of any cut or fill proposed to direct stormwater to a legal point of discharge.

ENG6. On-site detention storage shall be provided for the purpose of mitigating stormwater worsening resulting from additional impervious areas and shall have an effective volume (between tank overflow invert level and outlet orifice invert level) in total of at least 16.7 kL. With reference to Drawing No. 1506-03 (dated 08/15) submitted by the applicant, and entitled "Stormwater Layout Plan", this may be achieved by the following configuration, or an alternative equivalent configuration proposed by the applicant that will be subject to compliance assessment by Council's General Manager of Infrastructure:

- a) An on-site detention roof water tank with a minimum effective volume of 7.7 kL and an outlet orifice internal diameter of 50mm discharging to the proposed open basin;
- b) An open basin as described on the applicant's drawing No. 1506-03 with an effective surface area of 30 m², except that the depth shall be 0.3m rather than 0.2m as shown on the plan; and with an outlet orifice internal diameter of 60mm discharging to existing pit 2/1.

- ENG7. All stormwater drainage infrastructure serving the site including all surface, underground and roof water components shall be designed:
- a) in accordance with the requirements of the *Queensland Urban Drainage Manual* (QUDM); and
 - b) so that the development will not make material changes to the pre-development location, duration, frequency or concentration of overland stormwater flow at the point of discharge to all downstream properties including road reserves; and
 - c) To effectively drain all stormwater falling onto the proposed development to Council's stormwater system, rainwater tanks, or other lawful point of discharge.
- ENG8. Any new earthworks or structures shall not concentrate or impede the natural flow of water across property boundaries and onto any other lots including the road reserve.
- ENG9. Heavy duty galvanized steel roof water adaptors (Kacey or equivalent) shall be installed in the kerb and channelling during construction in accordance with South Burnett Regional Council requirements.

Water Supply

- ENG10. Each unit within the proposed development shall be connected to Council's Reticulated Water Supply System in accordance with Schedule 2, Division 3.2 – *Design and Construction Standards*, Table S2.10 of the Kingaroy Shire IPA Planning Scheme and the *South East Queensland Water Supply and Sewerage Design & Construction Code* (SEQ Code), at no cost to Council.

Sewerage

- ENG11. Sewerage shall be connected to each unit in accordance with the requirements of Schedule 2, Division 3.2 – *Design and Construction Standards*, Table S2.10 of the Kingaroy Shire IPA Planning Scheme; and the *South East Queensland Water Supply and Sewerage Design & Construction Code* (SEQ Code), at no cost to Council.

Advice

- ADV1. *Section 341* of the *Sustainable Planning Act 2009* provides that, if this approval is not acted upon within the period of four (4) years the approval will lapse. Note that in accordance with *section 341(7)* a related approval may extend the relevant (currency) period.
- ADV2. With the introduction of the *Sustainable Planning (Housing Affordability and Infrastructure Charges Reform) Amendment Act 2011*, an applicant's obligations with respect to infrastructure contributions/charges is now contained in a separate adopted infrastructure charges notice rather than in this development approval.

- ADV3. This development approval does not authorise any activity that may harm Aboriginal Cultural Heritage. Under the *Aboriginal Cultural Heritage Act 2003* you have a duty of care in relation to such heritage. Section 23(1) provides that "A person who carries out an activity must take all reasonable and practicable measures to ensure the activity does not harm Aboriginal Cultural Heritage." Council does not warrant that the approved development avoids affecting Aboriginal Cultural Heritage. It may therefore, be prudent for you to carry out searches, consultation, or a Cultural Heritage assessment to ascertain the presence or otherwise of Aboriginal Cultural Heritage. The Act and the associated duty of care guidelines explain your obligations in more detail and should be consulted before proceeding.
- ADV4. Attached for your information is a copy of Division 8 of the *Sustainable Planning Act 2009* as regards Rights of Appeal. With respect to Appeal Rights of Applicants, the following is drawn to your attention—
- a) the applicant's Appeal Period commences upon receipt of this advice and expires twenty (20) business days thereafter.
 - b) should the applicant notify the Assessment Manager (Council) in writing of acceptance of the conditions of approval and that it is not intended to make an appeal, the Applicant's Appeal Period is at an end.
- ADV5. Any future building work that affects Council's sewers will be subject to the provision of survey-accurate drawings for Compliance Assessment by Council's General Manager of Infrastructure, locating the sewer and showing the proposed location of any structures, foundations etc. that potentially may affect it; and also showing details of the proposed measures to achieve the requirements of *Queensland Development Code, MP1.4 Building over or near relevant infrastructure* MP1.4.
- ADV6. Any proposal to relocate or alter Council's existing sewer passing through Lot 3 RP149465, which may be required to comply with the requirements of *MP1.4 Building over or near relevant infrastructure*, will be subject to a separate application for Operational Works.
- ADV7. So as to facilitate future Council access for maintenance/service purposes, where:
- a) a pavement for vehicular access, manoeuvring or parking is proposed to be constructed over the sewer, loose pavers or construction jointed reinforced concrete sections should be incorporated; and
 - b) a fence is proposed to be constructed over the sewer, a gate not less than 3 (three) metres wide should be incorporated.

Resolution:

Moved Cr KM Campbell, seconded Cr KA Duff.

That the Officer's Recommendation be adopted.

*Carried 7/0
FOR VOTE - Councillors voted unanimously*

11. Information Section (IS)

11.1 IS - 1530879 - Reports for the Information of Council

Summary

List of correspondence pending completion of assessment report
Delegated Authority Report
Workplace Health & Safety Report
Road Maintenance Expenditure Report

Officer's Recommendation

That the reports be received.

Resolution:

Moved Cr KA Duff, seconded Cr DP Tessmann.

That the reports be received.

*Carried 7/0
FOR VOTE - Councillors voted unanimously*

12. General Section

No Report.

13. Confidential Section

No Report.

Presentation to Retiring Staff Member

Council made a presentation to retiring General Manager Corporate Services Stan Taylor and thanked him for his contribution to Council during his time with Council.

There being no further business the meeting was declared closed at 11.43am.

Confirmed before me this day of2015

..... **MAYOR**

