

DRAFT

Code of Practice
For the Keeping and Breeding of Dogs and
Cats
South Burnett Region

PART 1 INTRODUCTION	4
INTRODUCTION	4
LEGAL REQUIREMENTS	4
APPLYING FOR AN ANIMAL KEEPING (DOGS AND CATS) PERMIT	5
PLANNING SCHEME	6
TYPES OF ANIMAL PERMITS.....	6
<i>Excess Dog or Cat Permit</i>	6
<i>Animal Keeping Permit</i>	6
FEES	8
HOW TO APPLY	8
OTHER LEGISLATION	8
DEFINITIONS.....	9
PART 2 STANDARDS AND GUIDELINES FOR DOG AND CAT BREEDING ESTABLISHMENTS	11
INTRODUCTION	11
AIM.....	11
SCOPE.....	11
INTERPRETATION	12
1. RESPONSIBILITIES.....	13
2. RECORD KEEPING.....	15
2.1 Health Management Plan	16
3. ANIMAL HOUSING.....	18
3.1 Housing	18
3.1.1 Low Impact Breeding Business	20
3.1.2 High Impact Animal Breeding Business	20
3.2 SECURITY	25
3.3 NOISE MANAGEMENT.....	25
3.4 WATER, WASTEWATER AND WASTE MANAGEMENT	26
4. SOURCING OF ANIMALS.....	28
5. FOOD AND WATER	29
6. HYGIENE.....	30
6.1 Cleaning and disinfection	30
6.2 Pest control	31
7. SOCIALISATION, EXERCISE, ENRICHMENT AND TRAINING.....	32
8. HEALTH CARE.....	35
9. BREEDING AND REARING YOUNG ANIMALS	37
9.1 Breeding age, frequency and total breedings	38
9.2 Care of breeding animals	39
9.3 Kitten and puppy weaning	40
9.4 Kitten and puppy health care	41
10. TRANSFER OF OWNERSHIP	42
10.1 Transfer and identification	42
10.3 Pre and post adoption information and support	43
10.4 Transport	45
PART 3 STANDARDS FOR DOG AND CAT BOARDING ESTABLISHMENTS	46
INTRODUCTION	46
Purpose	46
Scope	46
PUBLIC LIABILITY INSURANCE.....	46

1. ADMISSION REQUIREMENTS.....	46
2. STAFF.....	47
3. RECORD KEEPING.....	48
4. ANIMAL HUSBANDRY	48
4.1 Nutrition	48
4.2 Vaccination and health care	49
4.3 Hygiene	50
5. ANIMAL HOUSING	51
5.1 Housing	51
5.2 Pen sizes	52
5.3 Exercise	53
5.4 Security	54
5.5 Water supply	54
5.6 Waste and wastewater management	55
6. NOISE MANAGEMENT	56
APPENDIX	57

DRAFT

Document Revision Date: July 2021

Disclaimer

The information contained herein subject to change without notice. The South Burnett Regional Council shall not be liable for technical or other errors or omissions contained herein. The reader/user accepts all risks and responsibility for losses, damages, costs and other consequences resulting directly or indirectly from using this information.

PART 1 INTRODUCTION

Introduction

South Burnett Regional Council has a role in regulating the keeping and breeding of dogs and cats to ensure that these activities are carried out in a safe and sanitary manner, while preventing nuisances to neighbouring properties and the surrounding environment. This document was developed to provide the minimum requirements for persons responsible for the breeding or boarding of dogs and cats in the South Burnett region.

Legal Requirements

The keeping of dogs and cats must comply with:

- The minimum standards outlined within this Code of Practice (the Code), where applicable
- South Burnett Regional Council *Local Law No. 1 (Administration) 2011*
- South Burnett Regional Council *Subordinate Local Law No. 1.5 (Keeping of Animals) 2011*
- South Burnett Regional Council *Local Law No. 2 (Animal Management) 2011*
- South Burnett Regional Council *Subordinate Local Law No. 2 (Animal Management) 2011*
- *Animal Management (Cats and Dogs) Act 2008* and Subordinate legislation
- *Animal Care and Protection Act 2001*
- Council's Planning Scheme
- Any other relevant legislation

Council's Local Law No. 1 (Administration) 2011 defines the **keeping of animals** as: "the keeping of an animal or animals for which an approval is required under *Local Law No. 2 (Animal Management) 2011*."

Council's Subordinate Local Law No. 2 (Animal Management) 2011 defines to keep (an animal) as;

Keep (an animal)

- (a) includes board, breed and train; and
- (b) in the absence of evidence to the contrary, a person is presumed to keep an animal on the land if the person –
 - i. Feeds and cares for the animal on the land; and
 - ii. The animal is observed by an authorised person on the land on more than 1 occasion during a month.

Council's Local Laws permit the following animals to be kept, on a certain sized allotment in a particular locality, **without** a permit:

	Maximum number of dogs and cats permitted
Designated town areas	2 dogs and 2 cats over the age of 3 months on an allotment
	1 dog and 1 cat over the age of 3 months on a multi-residential premise
Rural and rural residential areas	2 dogs and 2 cats over the age of 3 months on an allotment which has an area less than 20,200m ²
	4 dogs and 4 cats over the age of 3 months on an allotment which has an area between 20,200m ² and 60,700m ²
	6 dogs and 6 cats over the age of 3 months on an allotment which has an area over 60,700m ²

Applying for an Animal Keeping (Dogs and Cats) Permit

Council's Local Law and Subordinate Local Law allows for the keeping of additional animals under certain circumstances.

Should you wish to keep more animals than the maximum number stated above, then you will be required to apply for the relevant **Animal Keeping Permit**.

A permit is also required if you wish to operate a commercial kennel or cattery.

A permit is required where any of the following applies:

	Number of Animals/ Property Size	Animal Permit Type
Designated town area	The keeping of 3 dogs or 3 cats over the age of 3 months on an allotment	Excess Dog or Cat Permit
	The keeping of 2 dogs or 2 cats over the age of 3 months on a multi-residential premise	Excess Dog or Cat Permit
Rural and rural residential areas	The keeping of 3 dogs or 3 cats over the age of 3 months on an allotment which has an area less than 20,200m ²	Excess Dog or Cat Permit
	The keeping of more than 6 dogs or 6 cats over the age of 3 months on an allotment which has an area over 100,000m ²	Low Impact Animal Keeping Permit / High Impact Animal Keeping Permit
	Operating a kennel or cattery	High Impact Animal Keeping Permit

Please note that Council will only approve a Permit for the keeping of additional dogs or cats in these circumstances.

Council will **not** approve animals in excess to the following:

	Prohibited keeping of animals
Designated town areas	More than 3 dogs or 3 cats over the age of 3 months on an allotment
	More than 2 dogs or 2 cats over the age of 3 months on multi-residential premises
Rural and rural residential areas	More than 3 dogs or 3 cats over the age of 3 months on an allotment which has an area less than 20,200m ²
	More than 4 dogs or 4 cats over the age of 3 months on an allotment which has an area between 20,200m ² and 60,700m ²
	More than 6 dogs or 6 cats over the age of 3 months on an allotment which has an area between 60,700m ² and 100,000m ²
	More than 6 dogs or 6 cats over the age of 3 months on an allotment which has an area of more than 100,000m ² , unless the animals are kept in accordance with: <ol style="list-style-type: none"> i. a development approval issued by the local government under the planning scheme of the local government, where applicable; and ii. a permit issued by the local government for the keeping of animals
<p>Note: Any of the following breeds are prohibited anywhere in the local government area: American pit bull or pit bull terrier; dogo Argentino; fila Brasile; Japanese tosa; Perro de Presa Canario or Presa Canario.</p>	

Planning Scheme

All Animal Keeping Permit applications will be required to be initially assessed against the Planning Scheme. An extract of the Planning Scheme in relation to animal keeping is shown below.

Use	Categories of development and assessment	Requirements for accepted development and assessment benchmarks
Animal keeping e.g. kennels, catteries, breeding or training establishments	Accepted development	
	If: <ul style="list-style-type: none"> ▪ On a site more than 2km from urban or rural residential zoned land; and ▪ On a site larger than 10ha in area 	
	Impact assessment	
	If not accepted development	The planning scheme

For more information regarding Planning requirements for animal keeping activities, please contact Council's Planning Team by calling 4189 9100.

Types of Animal Permits

Excess Dog or Cat Permit

This permit is required when an applicant wishes to keep one (1) dog or one (1) cat in addition to the permitted number as per the Local Law. That is, more than two (2) on an allotment less than 20,200m², but no more than three (3), or more than one (1) on a multi-residential premise, but no more than two (2).

Applications are considered on a case by case basis and are approved in exceptional circumstances only, such as special hardship or medical considerations. Excess Dog or Cat Permit applications for the keeping of an additional dog or cat for the purposes of breeding will not be approved.

The Excess Dog or Cat Permit application is required to be made and approved by Council prior to acquiring the additional animal. If an animal is acquired prior to an application and that application is declined, then you will be required to remove the animal from the premises.

As part of the assessment process, Council will review the application and conduct an inspection of the premises. Minimum standards and conditions for the keeping of animals are applicable and outlined on the application form. Where the application is approved, the permit may be subject to specific conditions.

In the first instance, it is recommended that you contact Council's Local Laws Team on 4189 9100 to discuss your proposal and request the appropriate application form.

Once Council has assessed your application, you will be advised of the outcome in writing.

Animal Keeping Permit

An Animal Keeping Permit is required where:

- dogs or cats are being kept to breed for sale or for showing, and their numbers exceed that which is ordinarily permitted in Council's Local Laws (i.e. more than 6); or
- a landowner/occupier wishes to operate a commercial kennel or cattery; or
- a landowner/occupier operates a non-profit animal shelter or rescue, where dogs and/or cats are kept at a property (the principal property) and the number of dogs and/or cats kept at the principal property exceeds those numbers which are ordinarily permitted in Council's Local Laws (i.e. more than 6).

There are two types of Animal Keeping Permits:

(1) Low Impact Animal Keeping Permit –

This category is designed for:

- **Recreational Breeders:** Dog or cat owners who keep animals for the purposes of showing and where breeding is considered ancillary to the keeping of the animals. In this instance, a maximum of 10 dogs or 10 cats over the age of three months is permitted to be kept at the property. Evidence must accompany your application, such as a dog shower society membership stating your membership status as a shower.
- **Commercial Breeders:** Dog or cat breeders with no more than six (6) fertile females and no more than 10 dogs or 10 cats over 3 months of age kept at the property.

Low Impact Animal Keeping Permit holders are required to meet the animal welfare standards and the housing and structural requirements for low impact animal breeding establishments within Part 2 of this Code.

Eligibility for a permit is based upon compliance with the relevant Local Law and this Code.

(2) High Impact Animal Keeping Permit –

This category is designed for:

- **Commercial boarding establishments** for cats and/or dogs [i.e. cattery(ies) and/or kennel (s)].
- **Commercial Breeders:** Where more than 10 dogs or 10 cats over the age of 3 months are kept at the property or where more than six (6) fertile females over the age of three months are being kept for the purposes of breeding.
- **Recreational Breeders:** Where more than 10 dogs or 10 cats over the age of 3 months are kept on the premises for the purposes of showing and where breeding is considered ancillary to the purposes of keeping the animals.
- **Non-profit animal shelter or rescue organisations:** Where dogs and/or cats are kept at a property (the principal property) and the number of dogs and/or cats kept at the principal property exceeds those numbers which are ordinarily permitted in Council's Local Laws. That is, more than six (6) dogs or cats are kept.

High Impact Animal Keeping Permit holders are required to meet the animal welfare standards and the housing and structural requirements for high impact animal breeding establishments (where breeding occurs) within Part 2 of this Code and/or Part 3 of this Code (where animal boarding occurs).

This category of Animal Keeping Permit is for animal keeping and/or breeding that has a higher intensity land use and therefore may have a more significant impact on the land and surrounding neighbourhood. The increased structural requirements are in recognition of the potential high impact this activity may have. This Code sets out the minimum requirements in each of these areas of responsibility.

You will be required to obtain Building and Plumbing approval for all structures.

A permit condition may specify the maximum number of dogs and/or cats which may be kept on the land at any one time.

Fees

Fees apply for Animal Keeping Permits and are payable at time of application lodgement. The amount payable upon application will be calculated as per Council's current Fees & Charges. Please note that the Animal Keeping Permit application fee does not include any additional approvals that may need to be issued by other Council sections, such as Building, Plumbing or Town Planning.

How to apply

To apply for an Animal Keeping Permit, a completed Animal Keeping Permit Application form must be submitted to Council, along with the relevant attachments and fees as indicated on the application. This form can be downloaded from Council's website, or a hardcopy can be obtained from any of Council's Customer Service Centres. The relevant permit application form and supporting documents may be lodged to Council via:

Email: info@southburnett.qld.gov.au

Post: South Burnett Regional Council
PO Box 336
KINGAROY QLD 4610

Or in person: At any of Council's Customer Service Centres.

Once lodged, Council will assess the application and advise the outcome of the application in writing.

If you require any further information, clarification or assistance, then please contact Council's Local Laws Team by calling (07) 4189 9100.

Other Legislation

Compliance with this Code does not remove the need to comply with the requirements of other relevant state and local government legislation and permits, including:

- *Animal Management (Cats and Dogs) Act 2008*
Under the *Animal Management Act*, every Breeder having a female dog with a litter born on or after 26 May 2017 must register as a dog breeder with the Queensland Government within 28 days of the birth of the litter. You must not give away, supply, sell or advertise a dog or puppies without a Supply Number that identifies the Breeder or provides an Exemption. For further information, please contact the Queensland Government on 13 QGOV (13 74 68).
- Persons involved in the breeding of dogs and cats must be aware of their responsibilities under the *Animals Care and Protection Act 2001* and Regulations.
- The *Queensland Code of Practice for Pet Shops* outlines acceptable standards for managing animal species for sale at pet shops.

Definitions

Animal - for the purposes of this code means a dog, cat, puppy or kitten.

Animal Management Act means *Animal Management (Cats and Dogs) Act 2008*.

Animal of a litter means an animal from a litter which is the progeny of an animal kept on land pursuant to a permit. An animal of a litter may be a kitten or a puppy.

Boarding means the taking of custody or possession of a dog or cat for the keeping, accommodation, care, training or feeding for fee or reward at a property other than the animals normal place of residence.

Breeding means the business of breeding of litters of animals for sale.

Code means this Code of Practice for the Keeping and Breeding of Cats and Dogs.

Commercial breeder means a person who carries out the breeding of dogs and/or cats to sell, where the person does not meet the definition of a **recreational breeder**.

Council means South Burnett Regional Council

Duty of care is defined in the *Animal Care and Protection Act 2001*.

Full-time staff member means staff members working 8 hours of work, either as one staff member working 8 hours continuously, or multiple staff members working split shifts to the equivalent of.

Guideline means a guideline included in this Code.

Humane killing means the animal is rendered immediately unconscious and does not regain consciousness prior to death.

Non – profit animal shelter or rescue means any premises maintained for the purpose of providing temporary care or finding new homes for stray, abandoned or unwanted dogs or cats, but does not include premises on which foster care is being provided

Permanent identification device or PID is a microchip or other electronic device

- a) capable of being permanently implanted in a cat or dog
- b) designed to record information in a way that can be electronically retrieved.

Prescribed permanent identification device or PPID is a PID that complies with the requirements prescribed under a regulation under the *Animal Management Act*.

Recreational Breeder means:

- a) a person who carries out the breeding of dogs and/or cats to sell, where breeding is considered ancillary* to the purposes of keeping the animals; and
- b) who is a member of an applicable organisation; and
- c) uses the animals for showing.

* To be considered ancillary to the purposes of keeping the animal, each female dog or each female cat kept by the person must have no more than two (2) litters during the life of the animal.

Sell: as per the definition in the *Animal Management Act*, “sell” means sell by retail, wholesale or auction, and includes—

- (a) offer or agree to sell; and
- (b) invite to treat or expose for sale; and
- (c) cause or permit to be sold; and
- (d) supply under a lease, exchange, hiring or other commercial arrangement.

Standard means a standard included in this Code.

Supply includes doing any of the following things if doing the thing affects the possession of a cat, or dog or PPID, other than the mere temporary custody of it:

- a) exchange, give or sell
- b) offer or agree to supply
- c) cause or permit a supply
- d) possess for supply.

Veterinary surgeon means the definition given in the *Animal Management Act*.

PART 2 STANDARDS AND GUIDELINES FOR DOG AND CAT BREEDING ESTABLISHMENTS

Introduction

Part 2 of this Code sets out the standards and guidelines for keepers of cats and dogs, in excess of the Local Laws, who propose to breed animals in the South Burnett region.

By adhering to this Code, persons involved in the breeding of dogs and cats can demonstrate their commitment to the animals in their care and their compliance when undertaking the activity of animal breeding.

The Code corresponds with the Local Law requirements. Failure to meet a standard may result in a Compliance Notice or other enforcement action or a penalty infringement notice (i.e., a fine) being issued under Council's Local Laws.

This Code is neither a complete manual on animal husbandry, nor a static document. It will be revised from time to time to take into account new knowledge of dog and cat physiology and behaviour, technological advances, developments in standards of dog and cat welfare and changing community attitudes and expectations about the humane treatment of dogs and cats.

Aim

The aim of Part 2 of this Code is to specify:

- a) requirements for the care of cats and dogs that are used, or proposed to be used, for breeding, and their progeny
- b) requirements for the health, safety and wellbeing of the cats, dogs and their progeny
- c) requirements for the cats, dogs and their progeny to be kept without creating a nuisance and in accordance with community standards.

These standards and guidelines recognise that breeding dogs and cats and their progeny have specific needs and require specialised care and management.

Compliance with this Code demonstrates commitment to responsible care and management of cats and dogs. Keepers of cats and dogs are responsible for their health, safety and well-being, and ensuring they do not contribute to the oversupply of animals that have to be euthanised.

Scope

Part 2 of the Code is designed for everyone involved in the activity of breeding dogs and cats. The standards are mandatory for:

High Impact

An enterprise that carries out the breeding of dogs and cats to sell, where

- The proprietor is a **recreational breeder**, and keeps more than 10 dogs or 10 cats over the age of three months at the premises; or
- The proprietor is a **commercial breeder**, and keeps more than 10 dogs or 10 cats, or more than six (6) fertile females, over the age of three months at the premises.

These enterprises outlined above are considered **High Impact Animal Keeping** and must comply with the animal welfare standards and the relevant High Impact sections.

Low Impact

An enterprise that carries out the breeding of dogs and cats to sell, where

- The proprietor is a **recreational breeder** and keeps up to 10 dogs or 10 cats over the age of three months at the premises; or
- The proprietor is a **commercial breeder** and keeps at the premises:
 - no more than six (6) fertile females used for breeding, and
 - no more than 10 dogs or 10 cats.

These two (2) abovementioned enterprises are considered **Low Impact Animal Keeping** and must comply with the animal welfare standards and the relevant Low Impact sections.

Part 2 of this Code is not intended to apply to temporary emergency accommodation where animals and their progeny may be temporarily housed. However, all animals in these circumstances must be managed in accordance with the *Animal Care and Protection Act 2001* and Part 3 of this Code (where applicable).

Interpretation

Each numbered section of the document covers a particular topic and contains the following information:

Animal welfare objective — the intended outcome(s) for the section of the standards and guidelines.

Standards — the animal welfare requirements designated in this document (i.e. the requirements that must be met under law for animal welfare purposes).

The standards are intended to be clear, essential and verifiable statements. However, not all issues are able to be quantified or well defined by scientific research. Science cannot always provide an objective or precise assessment of an animal's welfare and, consequently, where appropriate science is not available, the standards reflect a value judgement that has to be made in some circumstances.

Standards use the word 'must' and are numbered with the prefix 'S'.

Guidelines — the recommended practices to achieve desirable animal welfare outcomes. Guidelines use the word 'should' and complement the standards. Noncompliance with one or more guidelines will not necessarily constitute an offence under law.

Guidelines will be particularly appropriate where it is desirable to promote or encourage better care of animals than is provided by a minimum standard. Guidelines are also appropriate where it is difficult to determine an assessable standard.

1. Responsibilities

Objective: The person in charge of an animal is aware and accepts their responsibilities and has the skills and ability to care for breeding dogs and/or cats and their progeny.

Standards:

S1. A person must exercise duty of care when breeding dogs and cats.

S2. The person in charge of the facility is responsible for the facility complying with all relevant legislation and Codes of Practice, including the enforceable provisions within this Code.

S3. The person in charge of the facility must be aware of their responsibilities towards dogs and/or cats. Each day, a person must be present to meet the requirements for this Code, and must be knowledgeable and competent to provide for:

- The care and welfare of dogs and/or cats;
- The feeding, and waterings, of dogs and/or cats;
- The protection of dogs and/or cats from distress or injury caused by other animals or interference by people;
- Cleaning and proper hygiene in the facility;
- Identifying when an animal is unwell or displaying signs of illness, injury or distress;
- Identifying signs of common disease in the species kept.

S4. Sufficient staff must be available for the business.

- The minimum of one (1) full-time staff member must be onsite at the business for every 18 fertile animals (or equivalent) housed in the business during business hours. The staffing ratio must be maintained seven days a week.
- In addition, the minimum of one (1) staff member must be onsite at the business for every 100 fertile animals (or equivalent) housed in the business overnight.
- In addition, sufficient staff for a ratio of 1:50 fertile animals (or equivalent) housed in the business overnight must be 'on call' to attend the business in the case of an emergency. On call overnight staff must be able to travel to the property within 30 minutes of contact.

A single fertile animal equivalent is:

- any animal over the age of 16 weeks
- a litter and its mother while the litter remains housed with its mother
- a litter no longer residing with its mother, but under the age of 16 weeks.

S5. Staff health must be protected by the provision of appropriate work clothing, adequate hand washing facilities and tetanus immunisation.

Guidelines:

The person in charge should understand:

- canine or feline behaviour and social needs
- the special nutritional requirements for pregnant and lactating bitches and/or queens
- the special requirements for whelping a bitch/queen and identifying when help is needed, including the need for prompt veterinary care

- the normal behaviour of pups/kittens including milestones (e.g. when eyes open, when ears open etc.)
- the safe management of new introductions
- the requirements for appropriate housing for a dog or cat, including re-homing a dog or cat
- cat/dog husbandry and management, including handling, controlling, moving, transporting and training a dog or cat
- signs of health and ill health in a dog/cat, including identifying signs of stress and when prompt veterinary care is required
- the correct procedures for the care of a sick and/or injured dog/cat
- the special requirements of a young dog/cat including diet, exercise and socialising
- disease and parasite control and prevention
- all relevant record keeping requirements.

A record of training undertaken or experience gained by a person should be kept.

To protect staff health, a list of common zoonoses and hydatids associated with animals should be prominently displayed throughout the business (for example in the staff common area or lunchroom).

2. Record keeping

Objective: Records assist with monitoring and enforcement of breeder standards for animal care and management.

Breeding establishments should operate in a transparent way so that standards of animal welfare are maintained.

Standards:

S6. The holder of a permit must keep and maintain a written register which records details of the activities of the holder under the permit:

- a) during the term of the permit
- b) for a minimum of three (3) years after the end of the term of the permit.

The register must detail:

- a) the particulars and description of each animal kept on the land including, breed, name, date of birth, identifying tag and any other form of identification
- b) a medical history for each animal listing vaccinations, inoculations and treatments that have been carried out for each animal
- c) if any animal is sold or otherwise disposed of – the name and address of the new keeper of the animal and the date of sale or disposal of the animal
- d) the particulars of the permanent identification device (PID) implanted into each animal
- e) for each animal of a litter of an animal kept on the land:
 - the dam of the litter
 - the sire of the litter
 - the breed of each animal of the litter
 - the date of birth of each animal of the litter
 - the date of mating of the parents of the litter
 - the sex of each animal of the litter
 - the distinguishing marks or other form of identification of each animal of the litter
 - the particulars of the PID implanted into the animal
 - if an animal of the litter is sold or otherwise disposed of – the name and address of the new keeper of the animal and the date of sale or disposal of the animal
 - in the event of the death of an animal of the litter – the date and the cause of death of the animal
 - a medical history for each animal of the litter listing vaccinations, inoculations and treatments of the that have been carried out for the animal
- f) if an animal kept on the land – was not born on the land for the acquisition of the animal by the holder of the permit:
 - the date of the acquisition
 - the person from whom the animal was acquired by the holder of the permit.

S7. The holder of the permit must:

- a) keep and maintain records about the activities of the permit holder
- b) produce the records for inspection promptly after receipt of a request from an authorised person
- c) permit the authorised person to take copies of, or extracts from, the records

- d) keep the records:
- at specified premises
 - for a specified period.

S8. The records that the holder of the permit must keep and maintain include, without limitation, details of procedures and protocols adopted and implemented by the holder of permit in relation to:

- a) cleaning and disinfecting enclosures, food preparation and storage areas and animal husbandry equipment
- b) pest management
- c) emergencies.

High Impact Animal Keeping (Breeding)

2.1 Health Management Plan

Standard:

S9. The person in charge of a High Impact Animal Keeping (Breeding) Business must have, and adhere to, a written health management plan that has been formulated in consultation with a veterinary surgeon and is reviewed on an annual basis and/ or whenever veterinary surgeons change, whichever is more frequent.

The health management plan must include protocols for:

- assessment for admission of new breeding animals to the business
- protocols for quarantine and movement of animals, including new animals introduced to the business
- provision of appropriate diet for all animals at the business
- hygiene, disinfection and disease prevention
- vaccination programs
- external parasite prevention and treatment programs
- internal parasite prevention and treatment programs
- investigation and treatment of animals showing signs of injury, illness or distress
- response to a general outbreak of disease
- grooming requirements
- approved methods of euthanasia for emergency situations
- birthing protocols
- management of isolation facilities
- exercise, environmental enrichment and socialisation programs
- assessment programs for the health and welfare of animals, including animals being reared for sale or as replacement breeding animals
- health assessment for puppies and kittens for sale
- behavioural and welfare assessment of animals on a daily basis
- processes for determining the suitability of breeding animals to continue breeding within the business
- processes for long term management, desexing and/or assessing suitability for rehoming or euthanasia of retired breeding animals
- risk assessments of housing and exercise areas and risk management plan/s

- pest management protocols
- development and display of emergency response plans for both humans and animals including evacuation procedures at the business.

The health management plan for the business must be submitted to Council during application for a High Impact Animal Keeping Permit and a copy provided to Council on review of the Plan each year, or whenever changes are made to the Plan, whichever is more frequent.

Guidelines:

The holder of a permit should hold back-up copies of all electronic records.

DRAFT

3. Animal housing

3.1 Housing

Objective: Breeding facilities must be designed, constructed, serviced and maintained in a way that provides for the good health and wellbeing of the animals, which prevents the transmission of infectious disease agents, the escape of animals and does not cause injury to either animals or humans.

Standards:

S10. The holder of permit must ensure that any enclosure in which an animal, including an animal of a litter, is kept:

- a) is maintained in a sanitary condition
- b) is provided with a sleeping area for the animal that:
 - (i) is weatherproof, that is, sheltered from sun, wind, rain extreme temperatures or other adverse conditions; and
 - (ii) is raised off the floor of the enclosure in which the animal is kept; and
 - (iii) does not become damp; and
 - (iv) must be constructed of materials selected for ease of maintenance and cleaning, durability and nontoxicity; and
 - (v) has sufficient clean, dry and comfortable bedding for the animal appropriate to the species and breed of the animal.
- c) allows the animal to move around freely and urinate and defecate away from the sleeping and eating areas of the animal within the enclosure
- d) provides sufficient ventilation to maintain the health of the animal and minimise undue droughts, odours and moisture condensation
- e) is free of any dangerous structure or object that may cause injury to the animal; and
- f) is secure so as to prevent access to the animal by persons other than the holder of the permit and persons authorised by the holder of the permit
- g) has an area which is appropriately sized so as to be capable of effectively and comfortably housing the animal kept in the enclosure
- h) is constructed of materials which are of sufficient strength to prevent the animal from escaping from the enclosure
- i) is drained so that the animal kept in the enclosure does not have continuous or extended contact with any part of the floor if the enclosure which is wet
- j) has a floor which is non-porous or coated with a non-toxic material so as to facilitate the proper cleaning of the floor and prevent the transmission of any infectious disease between animals

Example: A wood, chipboard, brick, dirt or grass floor is not acceptable for the main living area of the enclosure.

- k) is equipped with items and areas sufficient to provide the animal with enrichment and exercise appropriate to the species of the animal.

S11. The holder of the permit must keep one (1) separate enclosure on the land available for:

- a) each animal that is suspected of, or diagnosed as having, an infectious disease
- b) each animal that is whelping or queening
- c) each female animal with a litter.

S12. The holder of the permit must ensure that each cat is provided with a litter tray containing a sufficient depth of material to comfortably accommodate the cat.

Example: Commercial cat litter, or sand in a litter tray that is of sufficient size and depth to comfortably accommodate the cat.

S13. If cats and dogs are kept on the land identified in the permit and the animals have not been socialised with each other – the holder of the permit must keep and maintain facilities for the animals so that:

- a) the dogs are separated from the cats
- b) the proximity in which the animals are kept does not cause stress to the animals.

S14. Where groups of animals are housed together on the land – the holder of the permit must ensure that each animal housed in a group is kept free of intimidation from any other animal housed in the group.

S15. If an animal kept on the land is particularly sensitive to changes in temperature – the animal must be provided with appropriate heating and cooling.

Example: An elderly animal, kitten, puppy, or pregnant animal may be provided with an enclosed container with a doorway which gives the animal the opportunity to regulate temperature by perching on top of the container or sheltering within the container.

S16. Fertile male and female animals must be kept separate when females are in or close to oestrus to prevent unplanned breeding.

S17. The tables below (Table 1 and 2) specify the minimum dimensions for an enclosure in which one (1) or more animals may be kept, unless alternative housing is provided under the direction of a veterinary surgeon.

Table 1. Minimum dimensions for an enclosure for the keeping of dogs

Height of the dog measured at the shoulder of the dog (cm)	Minimum area (m ²)	Minimum width (m)	Minimum height (m)	Increased floor area for each pup aged between eight and 16 weeks (m ²)
70 and above	15	2.40	1.80	1.5
41 to 70	10	1.80	1.80	1.0
Up to 40	7	1.20	1.80	0.5

Table 1 applies to the keeping of one (1) adult dog or one (1) female dog and a litter of the dog up to eight weeks of age. A maximum of four (4) compatible dogs may be housed together. When housing two (2) compatible dogs together, pen areas must be doubled; three (3) dogs require triple the minimum area; four (4) dogs require four times the minimum area.

Table 2. Minimum dimensions for an enclosure in which one or more cats may be kept

Each cat must be provided with a minimum area of two square metres which has a height of at least 1.8 metres and had two levels.

3.1.1 Low Impact Animal Breeding Business

Often, dogs and cats of these businesses reside in the home of the business owner. For these businesses, an enclosure may include:

- a. a fenced area where cats and dogs share the keeper's home or an enclosed yard
- b. cats and dogs each have their own enclosures, such as in a cattery, kennel facility, pen, module, commercially sold dog kennel or cat enclosure
- c. a garage can form part of an enclosure.

Vehicles, caravans, portable crates and the crawl space under any dwelling must not be used as permanent housing for dogs and cats.

Low impact animal keeping businesses are not necessarily required to construct separate housing pens or kennel facilities, however the business must still meet the minimum animal welfare standards in section 3.1 Housing.

Separate exercise facilities are not necessarily required for low impact animal keeping businesses; however, daily exercise requirements must be met. Suitable land at the property where the animals are normally kept for exercising will be preferred.

Where animal housing is constructed indoors, but not inside a place of residence (such as a kennel building), natural daylight during daylight hours must be provided and temperature, humidity and ventilation must be managed.

Where low impact animal keeping businesses choose to build housing pens for dogs those facilities must comply with the housing requirements set out in Tables 1.

Low impact animal keeping may house more than four (4) compatible dogs together in a place of residence. However, where a low impact breeding business chooses to build housing pens or kennel facilities, the business must comply with the requirement of a maximum of four (4) dogs per enclosure.

Cats must always be confined to the place of residence or an outdoor run area to prevent breeding with other cats outside of the business.

Where low impact animal keeping businesses choose to build colony cages or walk-in modules for cats those facilities must comply with the housing requirements set out in Tables 3 and 4 respectively.

3.1.2 High Impact Animal Breeding Business

Separate housing must be constructed for the housing of all dogs and cats at the business.

S18. All housing facilities must display emergency evacuation procedures in and near the animal housing facilities.

S19. Suitable facilities for bathing, drying and grooming animals must be available and must be hygienically maintained. These facilities may be provided by a grooming service provided that the breeding business has a business agreement with the service.

S20. Construction materials must be selected for ease of maintenance, disinfection and cleaning, durability and non-toxicity.

Pen construction (dogs)

Pens must be constructed for the housing of all dogs at the business.

Minimum space allocations for each pen, based on one (1) adult dog per pen, are detailed in Table 1.

S21. One third of the minimum pen size for each dog must be weatherproof and include raised sleeping quarters. The flooring of this area must be made impervious to liquids to assist cleaning, disinfection and drainage, and must have solid walls. No part of the pen floor may be constructed of wire.

S22. The floor of the remaining pen area may be made from any material (except wire), but must be easily cleaned of faeces, old food, etc. This area must not be allowed to become infested with parasites.

The breed/type of dog, including their grooming requirements, must be taken into consideration when determining the flooring in this area of the pen.

S23. The entire pen floor must not be allowed to remain muddy or sufficiently dusty that the dogs are likely to suffer, or are suffering, from respiratory or eye conditions.

S24. This area must be drained to prevent pooling of liquids.

S25. All pens must provide the dogs with continuous access to natural daylight during the day.

S26. Pens may be separated by solid partitions, galvanised chain wire or weld mesh wire dividers.

S27. The pens, including the flooring of the pens, must be of a design that will not cause injury to the animal.

S28. The internal surfaces of the external walls of kennel buildings must be constructed of impervious, solid, washable materials to facilitate cleaning and disinfection.

S29. The identification number of each dog housed in each pen must be clearly displayed on the pen, along with notification if an animal in the pen is under veterinary care.

Cat housing

S30. Cat housing must be constructed in the form of walk-in module cages or colony cages as specified in Table 3 and 4 below.

Where multiply housed, each cat must be provided with its own food receptacle, litter tray and appropriate bed/hide/nest.

Table 3 Walk-in module cage construction (cats)

	Minimum area (m²)	Minimum width (m)	Minimum height (m)	Increased floor area for additional cat (maximum 2 cats) (m²)
1 cat	1.5	0.9	1.8	1.0

Module cages used to house cats must contain at least two levels, including draught-free sleeping areas for each animal housed in the cage.

Cats housed in module cages must have access to an external exercise cage for at least half a business day. The exercise cage must:

- (i) be of similar size and dimension to a colony cage
- (ii) be constructed at a ratio of 1:8 cats, 16 weeks or older, housed at the business

(iii) serve no more than 8 compatible cats at any one time.

Table 4 Colony Cage construction (cats)

	Minimum area (m²)	Minimum width (m)	Minimum height (m)	Increased floor area for each additional cat (maximum 8 cats) (m²)
1 cat	2.0	2.0	1.8	2.0

Cats may be multiple housed in colony cages, up to 8 compatible cats. Colony cages must:

- (i) contain at least two levels accessible by cats through the provision of non-slip climbing planks, poles, ramps or the like
- (ii) incorporate a scratching pole
- (iii) provide individual raised sleeping quarters with a separate bed/hide/nest of sufficient bedding material for each cat.

Indoor housing (dogs and cats)

S31. Where animal pens are permanently indoors natural daylight during daylight hours must be provided and temperature, humidity and ventilation must be managed.

S32. Ventilation must be adequate to keep animal housing areas free of dampness, noxious odours and draughts.

Fully enclosed housing areas must:

- have an air change rate of 8–12 changes per hour to prevent the build-up of foul odours
- have ventilation devices that avoid draughts and distribute fresh air evenly to all of the housing areas.

Where forced ventilation is the only form of air, all of the following are required:

- air recirculation units incorporating effective air cleaning and filtration to ensure the removal of infectious organisms and chemicals
- a back-up and alarm system in case of power failures or breakdown of ventilation and temperature control mechanisms must be maintained
- temperature must be maintained in the range of 10–32°C.

Mating areas (dogs and cats)

S33. Mating areas must be physically separated from all other animal housing areas.

S34. Mating areas must be at least as big as the housing area for one (1) adult animal.

S35. Mating areas must have a weatherproof area large enough to comfortably accommodate both animals during mating and constructed of materials capable of being cleaned easily.

Whelping/ lactating (dogs) and queening/lactating (cats) housing

S36. Individual whelping and queening areas must be provided for each bitch or queen and their progeny. Compatible queens and their kittens may be housed in pairs.

S37. Bitches must be provided with a whelping box:

- (i) large enough for the bitch to lie comfortably while whelping and to accommodate the bitch and her puppies for the first 4 weeks after whelping; and
- (ii) constructed of solid sides that can be easily disinfected or be disposable; and
- (iii) which provides visual separation from all other animals.

S38. Whelping boxes, queening and lactating pens must contain bedding that is soft, absorbent and easily disposed of or cleaned and disinfected when soiled.

S39. Whelping/lactating areas must be at least the size of the housing area for one (1) adult dog. If puppies are over 8 weeks of age, but less than 16 weeks, additional floor space must be provided as per Table 1.

S40. Each queen requires an area of at least 2 square metres, with a vertical height of at least 1.8 metres, containing two levels joined by non-slip climbing planks, poles, ramps or the like.

S41. Lactating pens must have a divider to allow the bitch access to an area where she cannot be reached by her puppies when she rests.

S42. Queening areas must contain a fully screened bedding area to allow the queen visual separation from all other animals.

S43. Whelping, queening and lactating housing must be maintained at a temperature between 10 and 32°C at all times.

It is important to provide a heat source for puppies and kittens, particularly during colder weather, to ensure they can maintain their body temperature as their internal temperature regulations systems are not working at this age.

S44. Whelping/lactating pens and queening areas must have access to natural day light during day light hours.

S45. Sleeping areas must be raised off the floor.

Exercise areas (dogs)

S46. Exercise areas may be constructed indoors or outdoors. All exercise areas must have:

- fresh drinking water provided in sufficient size and volume for all dogs to drink at once
- areas of shade
- areas of natural daylight
- ventilation
- provide protection from extremes of weather.

S47. Exercise areas must ordinarily contain a grassed area and not be bare earth or entirely concrete.

S48. Measures must be in place to minimise the deterioration of exercise areas to bare earth.

S49. No more than six (6) compatible dogs may be exercised together at any one time.

S50. Entire males and females on or near oestrus must not be exercised together.

S51. All exercise must be fully supervised at a staff to dog ratio of 1:18, where the maximum number of dogs in any single exercise area is 6; that is, any single staff member can supervise 3 exercise areas at any one time.

S52. Minimum floor space for exercise areas is 20 square metres for the first dog and an additional 7 square metres for each dog thereafter.

S53. Fences of exercise areas must be at least 1.8 metres tall and the exercise area must have a minimum width of 5 metres.

S54. Fences must be designed to prevent a dog from escaping under, over or through the fence.

S55. Flooring in exercise areas must be constructed of materials that are easily cleaned of faeces.

S56. Exercise areas must not be allowed to become infested with parasites and/ or insects. If exercise areas show a build-up of parasites/insects, appropriate action must be taken.

S57. Exercise areas must be physically separated from housing pens; the only exception is where housing pens are at least as large as the minimum pen size plus 20 square metres for each dog housed in that pen. For example, one (1) small dog would require a pen of a minimum size of 27 square metres; two (2) small dogs would need a pen area of 54 square metres.

S58. Where dogs are housed continuously indoors, at least one full exercise session per day must be outside (weather permitting).

S59. Exercise areas must be cleaned daily or before new dogs are introduced to the area.

Housing Guidelines:

Each cat and dog kept in an enclosure with the minimum dimensions specified in Tables 1 or 2 must be provided daily with additional areas for exercise, exploration, stimulation and socialisation with people and animals of their own species.

Where exercise occurs within the home pen, at least half of the exercise period should include interaction with a human, such as walking on a lead or throwing a ball; and dogs must be removed from their pens a minimum of two sessions weekly for the purpose of handling, socialisation, enrichment or exercise.

Where possible, cats and dogs should also be introduced in a safe controlled situation, to other species that they may be required to live with in a future home environment.

If a cat or a dog is on heat the holder of a permit may be required to keep the animal in an enclosure that is:

- a) appropriate to the species and breed of the animal
- b) constructed of materials of sufficient strength to prevent any other animals from entering the enclosure.

Housing should be located away from sources of excessive noise or pollution that could stress or injure dogs.

Appropriate measures should be in place to protect a dog from loud or sudden noise such as fireworks or explosions.

Artificial lighting should mimic the prevailing natural light cycles in duration and intensity and allow effective inspection and observation of dogs

Where groups of cats are housed together, consideration should be given for each cat to be able to be free from interference by other cats.

Environmental temperature should be controlled to minimise distress to dogs and cats including the provisions of heating or cooling particularly for old, young and pregnant animals if necessary.

Particular attention should be given to protections for brachycephalic breeds, especially against heat.

Breeding dogs prone to heat stress should be monitored carefully to minimise distress.

3.2 Security

Objective: Security methods prevent accidental or unauthorised access to animals, facilities or dangerous materials.

Standards:

S60. The holder of the permit must ensure that any enclosure in which an animal, including an animal of a litter is kept is secure to prevent access to the animal by persons other than the holder of the permit and those persons authorised by the holder of the permit.

S61. Each individual kennel, module or colony pen must be fitted with a secure closing device that cannot be opened by the animals.

S62. Any security method used must allow for ready access to dogs and cats and ready exit for keepers and animals in an emergency.

S63. A substance or liquid that may harm the health or safety of an animal kept on the land must not be stored or used in a manner that permits the animal to access or consume the substance or liquid.

S64. Facilities must have appropriate firefighting equipment readily available.

Guidelines:

Double barrier access is recommended to assist in preventing the escape of dogs and cats.

The facility should have a documented emergency evacuation procedure. The procedure should be reviewed every two years.

3.3 Noise management

Objective: Noise management prevents nuisance to neighbours and the community.

Standards:

S65. The holder of a permit must take specified action to prevent the animals, including each animal of a litter, from making a noise or disturbance that may cause a nuisance or disturbance to the occupiers of other premises.

Example: If the permit relates to the keeping of dogs – barking, howling or whining of a dog may result in a nuisance or disturbance to the occupiers of other premises.

S66. A permit condition may require the permit holder to provide and maintain a soundproof enclosure for each animal kept on the land that causes, or is likely to cause, a noise nuisance.

Guidelines:

South Burnett Regional Council

Code of Practice for the Keeping and Breeding of Cats and Dogs

Noise from barking dogs should be managed to comply with noise regulations and occupational health and safety requirements and may be reduced by one or more of the following methods:

- judicious use of sound proofing or suitable construction materials which reduce noise;
- care with dog placement to avoid unnecessary arousal;
- limiting external stimulation, e.g. by partitioning dog housing, using a visual barrier or judicious use of blinds or dog housing design to prevent dogs from seeing into nearby pens;
- holding dogs singly or in compatible pairs; or
- taking care to exercise dogs away from the sight of kennelled animals.

Noise from stud cats or calling queens should be managed to comply with noise regulations and occupational health and safety requirements and may be reduced by one or more of the following methods:

- Providing lockable soundproof quarters in which the stud is held at night;
- locating the stud house inside another building, or by taking advantage of as much shielding by existing walls and buildings as possible;
- providing the stud with companion cats, a more interesting run, or more companionship, such as relocation to where people, other cats and other animals can be regularly seen;
- removing a calling queen from an outside pen and placing indoors in a pen, which can also be further covered over at night;
- taking the queen promptly to the stud (the stud being either entire or vasectomised).

3.4 Water, wastewater and waste management

Water supply

Standards:

S67. Breeding facilities must have a continuous water supply, adequate to meet the daily requirements of the dogs and cats held. Water may be supplied through Council's reticulated mains water supply, or through the private collection of water on the premises (for example rainwater tanks).

Waste and wastewater management

Standards:

S68. Any enclosure in which an animal, including an animal of a litter is kept, must be properly drained and run-off must be kept off premises adjoining the land.

S69. The holder of the permit must collect and dispose of wastes promptly and in a hygienic manner. This may include:

- disposal of all animal droppings, soiled litter and bedding
- disposal of animal food waste
- removal of any deceased animal.

S70. Animal faeces must be collected:

- at least daily

- more frequently if the number of animals kept, or the conditions of the housing of the animals, necessitates collection more often than daily. For example, collect dog faeces at least daily in a home yard, and twice daily, morning and evening, in a kennel situation).

S71. Each cat litter tray must be:

- checked, scooped and replenished daily
- changed, washed and disinfected at least once every three days.

S72. Collection drains on the land must be cleaned at least daily.

S73. Waste disposal must be in accordance with the requirements of the South Burnett Regional Council.

S74. Wastes must not be incinerated unless the incinerator is registered with the appropriate authority.

S75. Wastewater generated through the operation of the business (for example, the hosing down of pens and kennels) must be appropriately collected and must not run off from the property.

High Impact Animal Keeping (Breeding) Permit holders:

S76. High impact animal breeding facilities must be seweraged, on a septic system, or have some other adequate method of disposing of faeces and soiled litter which is approved by the South Burnett Regional Council.

S77. Open pits for collecting run off from drains must not be used.

S78. The business must control stormwater entering and leaving kennels, animal accommodation or other areas where it may become contaminated with animal faecal matter, food or cleaning products (detergents, disinfectants and pesticides) so that it does not contaminate the surrounding soil, stormwater or waterways.

S79. Wastewaters (for example dog wash) must not discharge to stormwater. Wastewater must either be collected for appropriate disposal or discharge directly to the sewer under the conditions of a Trade Waste Permit.

S80. Wastewater must not be applied to land unless treated by a wastewater treatment system approved by Council.

4. Sourcing of animals

Objective: Breeding animals are sourced responsibly to ensure the welfare of animals and prevent poor breeding practices.

Guidelines: Dogs and cats, including puppies and kittens, should only be acquired from responsible sources that meet accepted standards including:

- a) Local Government requires for a breeder permit, where they exist. In the South Burnett Regional Council, breeders of animals must meet the standards outlined in this Code to be eligible for a breeder permit.
- b) Standards of recognised Breed Societies.
- c) Animals supplied are healthy, bright, alert and sociable.
- d) The supplier is knowledgeable about breed types (the characteristics of the breed, such as size, coat, and temperament) and breed specific genetic problems, and provides documentation that the kittens'/puppies' parents and grandparents have been tested (where possible) to ensure they are free of these genetic problems.
- e) A health care program is provided to breeding stock and litters that includes worming, flea control, vaccination and heartworm prevention, as recommended by a local veterinarian.
- f) Documentation of health care and medical history is provided with each kitten/puppy, cat or dog.
- g) A health guarantee is provided.

5. Food and water

Objective: Animals receive appropriate and sufficient food and water to maintain good health and growth, recognising the special needs of differing ages, species, and states, such as pregnancy or lactation.

Standards:

S81. The holder of the permit must provide and maintain for each animal:

- a) constant access to clean and fresh water of a quality and quantity that meets their physiological needs.
- b) a complete diet sufficient to maintain good health, growth and appropriate to the stage of physiological development and reproductive status of the animal.

S.82 Adult dogs and cats must receive food at least once in any 24-hour period.

S83. The holder of the permit must provide and maintain on the land an area for the hygienic storage of food for the animals which prevents –

- (i) the deterioration or contamination of the food
- (ii) water from entering the food
- (iii) vermin or insects from accessing the food.

S84. Food and water containers must be stable, non-toxic and easily cleaned and disinfected.

S85. Food and water containers must be free of contaminants.

Examples of contamination include urine, faeces, vomitus or other substance that may be harmful to dogs.

Guidelines:

Food and water containers should be readily accessible to animals and positioned to avoid spillage or contamination by urine or faeces.

Changes to diet should be gradual to reduce the risk of stomach upset.

The diet and feeding of sick or debilitated animals should be under the guidance of a veterinary surgeon.

One feeding bowl should be provided for each animal.

Animals housed in groups should be monitored during feeding to ensure that all receive an adequate diet and to prevent bullying.

Animals that are unable to feed themselves should only be kept where facilities and expertise is available for artificial rearing or feeding.

Bitches and queens in the latter stages of pregnancy and during lactation should be provided with additional access to food and water, provided at frequent intervals.

Veterinary advice should be sought regarding an adequate intake of calcium during pregnancy, lactation, and in the feeding of puppies.

6. Hygiene

Objective: Animals are kept in a clean and sanitary environment to prevent discomfort and disease transfer.

6.1 Cleaning and disinfection

Standards:

S86. The breeding facility must be clean and hygienic at all times.

S87. All enclosures, animal food preparation areas, and animal food utensils must be:

- a) cleaned daily (or more often, if inspections show it is required) by hosing or other appropriate means
- b) disinfected weekly
- c) if the enclosure, area or utensils are used for the keeping, storage or treatment of an animal –cleaned and disinfected prior to use by another animal.

S88. The permit holder must provide and maintain on the land an area for the storage of equipment and consumables used for the cleaning of enclosures on the land that is not accessible by any animal kept on the land.

S89. Bedding must be kept clean and laundered.

S90. Bedding that is contaminated by faeces, urine, food scraps or dirt must be replaced.

S91. After cleaning, sleeping areas must not be allowed to remain wet.

Guidelines:

The area where a puppy or kitten is being reared should be cleaned at least twice a day, and kept dry and free of faeces, urine and uneaten food.

Cleaning and disinfection chemicals and materials should be chosen on the basis of their suitability, safety and effectiveness, and used in accordance with the manufacturers' instructions. Some common disinfectants, particularly those derived from or containing coal or wood tar products, are toxic to cats. Pine oil, phenol, cresol and chloroxylenols are such products and should be avoided. The Material Safety Data Sheets (MSDS) or instructions for all chemicals held, should be readily accessible.

It is important that all surfaces and utensils be thoroughly rinsed after disinfecting to avoid poisoning.

All dead animals or waste products such as faeces, bedding, and food wastes should be disposed of promptly and hygienically, and in accordance with the requirements of Council and other authorities.

Specialist advice should be sought before pest control operations are conducted, in order to protect the health and safety of the staff and the animals kept.

To reduce the risk of transmitting disease carrying organisms between animals, and from animals to themselves, keepers should maintain high standards of personal hygiene and all carers should wash hands thoroughly with soap and water after handling any animal or animal equipment, and use disinfectant when infectious disease is present or suspected.

6.2 Pest control

Standard:

S92. Pests including fleas, ticks, flies, mosquitoes and rodents must be effectively controlled. Chemicals used for pest control must be either prescribed by a registered veterinary surgeon and/or registered by the Australian Pesticides and Veterinary Medicines Authority (APVMA) under the Agricultural and Veterinary Chemicals Code (Commonwealth) and used only in accordance with manufacturer's instructions.

Guidelines:

Pest prevention and control measures should be implemented on specialist advice and manufacturers' instructions to protect the health and safety of animal carers and animals.

The person in charge should have a documented pest program in place to control insects, ectoparasites and vertebrate pests.

7. Socialisation, exercise, enrichment and training

Objective: Cats and dogs and their offspring are well-socialised and provided with positive physical and mental stimulation to be friendly, confident and well-adjusted to home life.

Standards:

S93. The holder of the permit must ensure that animal management and training methods used by the holder on the land do not compromise the physical development, health or welfare of any animal, including an animal of a litter, kept on the land.

Examples:

1. Each animal, including each animal of a litter, must be socialised so as to:
 - (i) encourage confident and friendly behaviour with people and other animals
 - (ii) discourage timidity and aggression to persons and other animals.
2. The permit holder should provide each animal with safe experiences with a range of people, other animals, places and objects to ensure its physical, cognitive and psychological well-being.
3. Dogs, and in particular puppies, should be socialised with both adult and juvenile dogs, not just other puppies.
4. When exercising an animal, the permit holder should:
 - (i) allow the animal to run freely and choose and control its environment
 - (ii) include controlled/supervised daily play sessions with people and other animals of the same species as the animal.

S94. All dogs, except under the written advice of a veterinary surgeon, must be provided with the following exercise requirements:

- (i) Adult dogs over 16 weeks old – must have the opportunity to exercise for a minimum of 30 minutes twice daily with at least two hours between each exercise session.
- (ii) Pregnant (7+weeks gestation) and lactating bitches – must be provided with the opportunity for gentle exercise for a minimum of 20 minutes twice daily with at least two hours between each exercise session.

S95. Adult cats over 16 weeks old, except under the written advice of a veterinary surgeon, must be provided with the following exercise and socialisation requirements:

- (i) Daily exposure to humans through handling and interactive play for a minimum of 30 minutes per day.
- (ii) The opportunity for exercise/socialisation with other socially compatible animals daily.

Guidelines:

- a) Keepers must provide safe experiences with a range of people, other animals, places and objects, for their breeding stock and litters.
- b) Parent animals, male and female, influence the sociability of their offspring, genetically and behaviourally. Breeders should ensure the male parent animal is confident, well-socialised and friendly with people, regardless of whether he has any physical involvement with the

kittens or pups. The female parent's genetic input and her calm, friendly behaviour towards people will also promote friendly behaviour in her offspring.

- c) Between the second and seventh week of age, as suckling decreases, play, exploration and environmental learning should be supported in the following ways:
- From the age of two weeks, kittens and pups should be spoken to while handled in the presence of their mother and littermates. Benefits of handling have been shown to increase if handled in short sessions for up to an hour a day.
 - Kittens and puppies from birth to four weeks still need close contact with their mother and should not be separated for long periods.
 - Periods of handling should be increased and include less-familiar people, and ultimately, strangers. Four or more new people each week as a minimum are required for socialisation to be generalised.
 - Kittens and pups should be touched on all parts of their body, with frequent lifting and gentle restraint so that they become familiar with being held.
 - Exposure to toys, objects and different noises should be introduced after the kitten/pup has some 'people' experience.
 - The kitten/puppy should not experience fear or trauma – all new challenges should be experienced in a positive manner.
- d) New owners must be informed and encouraged to continue the socialisation process.
- e) New owners need to know how to interact with animals correctly. This includes not leaving young children unsupervised around cats or dogs and teaching young children not to approach an unknown dog or interrupt an animal that is eating.
- f) Exercise should be provided by:
- allowing dogs and cats access to an enclosed exercise area to run freely
 - playing with humans or others of their own species
 - walking animals on a lead
 - very active or old, pregnant or lactating animals may require more or less exercise than specified
 - Care should be taken to avoid mixing incompatible cats or dogs, fighting and the transmission of infectious disease agents
 - dogs must not be exercised in a way that poses a risk of serious injury, for example, attached to a motor vehicle, or unsupervised on a treadmill.
- g) A dog should be provided social contact with other dogs through:
- Group housing with socially compatible dogs where possible; and
 - Allowing a dog controlled/supervised contact with other dogs during exercise periods
- h) A dog that is kept separately from other dogs should be provided with additional enrichment such as socialisation with humans.
- i) A dog should be monitored regularly for signs of abnormal behaviours (e.g. stereotypic behaviour) which may indicate frustration, a lack of fitness or poor mental or physical health and a veterinary, enrichment and socialisation program developed and implemented to address the cause.
- j) A dog with persistent abnormal behaviours should be assessed and treated by a veterinarian or other person with experience in behavioural problems in dogs.
- k) Cats and dogs must be provided with physical and mental enrichment through exposure to a variety of safe, nonthreatening objects and activities.
Enrichment may include providing:

- physical enrichment - space, substrate and furniture to encourage appropriate canine and feline behaviours (e.g. for cats, access to high ledges, scratching posts, and climbing frames)
 - occupational enrichment - objects for an animal to manipulate (e.g. toys)
 - feeding enrichment - feed activities, novel food items and feeding devices to increase foraging times (e.g. hiding food to increase activity). Care should be taken to ensure these feeds are part of the normal diet, rather than in addition, in order to decrease the likelihood of obesity
 - sensory enrichment - novel smells or noises
 - physiological enrichment - temperatures, humidity and photoperiods to stimulate natural behaviour patterns
 - social enrichment - opportunities to interact with other dogs, humans or other compatible animals
 - behavioural enrichment - positive reinforcement training appropriate to the age and breed of the dog should be used to facilitate physical exercise, mental stimulation and learning of cooperative behaviours
 - exercise – providing appropriate and regular opportunity to exercise.
- a) Cats should never be tethered.
 - b) A dog should only be tethered to a fixed object if it:
 - is older than four months has been trained to accept a tether
 - is only tethered for a short period under supervision
 - is not tethered to a moving object or where the tether may become entangled or restricted
 - is not in season or pregnant
 - is fitted with a collar with a swivel to which the tether is attached.
 - c) Training should involve positive reinforcement.
 - d) Negative reinforcement should be kept to a minimum.
 - e) Punishment should be avoided.
 - f) Owners should seek professional advice on the use of any training device. A collar or lead should not cause distress or injury.
 - g) Check chains should only be used with care by an experienced trainer.
 - h) An electronic collar should only be used as a final resort where all other strategies have been used unsuccessfully, the life of the animal is at stake, and always in accordance with manufacturer's instructions.
 - i) Prong and pinch collars should never be used.

8. Health care

Objective: Animals are cared for to maximise their health and well-being and minimise health risks to other animals in the breeding facility and the community.

Standards:

S96. The holder of the permit must, on request, advise the local government of the veterinary surgeon to whom animal health issues about the animals will be referred.

S97. The holder of the permit must monitor the health, well-being and grooming of each animal daily.

Example: The holder of the permit must seek advice from a veterinary surgeon if any animal appears sick, injured or in distress.

S98. All animals used for breeding must receive, as a minimum, one health check per annum by a veterinary surgeon to assess the suitability of the animal for breeding and the general health of the animal.

S99. The holder of the permit must ensure that each animal, including each animal of a litter, receives all necessary vaccinations, inoculations and treatments:

- a) that are appropriate according to the age of the animal
- b) in any event, before the animal is offered for sale or otherwise disposed of by the holder of the permit.

Example: Each animal must be vaccinated, wormed and treated for external parasites, including fleas, up to date according to protocols accepted by a veterinary surgeon.

S100. The euthanasia of any animal must only be carried out by a veterinary surgeon.

S101. An animal that appears to be sick with a condition that may be transmissible must be isolated unless advised otherwise by a veterinary surgeon.

S102. A dog must be groomed regularly and not have a dirty, matted or tangled coat that affects its health, mobility or general wellbeing.

Guidelines:

Newly acquired cats or dogs, or those visiting from another location, should not be mixed with existing animals for at least 10 days.

Animal carers should inspect each animal for signs of good health and must note if each animal is:

- a) eating
- b) drinking
- c) defecating
- d) urinating
- e) behaving normally
- f) showing any obvious signs of illness or distress
- g) able to move about freely
- h) maintaining or gaining weight
- i) sufficiently groomed to prevent matting and/or entanglement of fur.

Veterinary advice and treatments should be sought when there are any signs of illness or injury, including:

- a) runny nose
- b) runny, discharging or inflamed eyes
- c) repeated sneezing
- d) coughing
- e) vomiting
- f) severe diarrhoea, especially if bloodstained
- g) lameness
- h) bleeding or swelling of body parts (other than the vulva of a female on heat)
- i) inability to stand, walk, urinate or defecate
- j) loss of appetite
- k) weight loss
- l) apparent pain
- m) fits, staggering or convulsions
- n) difficulty in urinating, or passing red or brown coloured urine
- o) drinking excessive amounts of water
- p) bloating of the abdomen
- q) depression
- r) fever
- s) presence of external parasites
- t) teeth, gum and mouth problems;
- u) excessive itching, scratching and/or self-chewing
- v) patchy hair loss
- w) any other serious physical or behavioural abnormality.

Prompt action must be taken when signs of disease or injury are observed. Any sick or injured animal should be placed in a comfortable, draught-free area away from people and other animals.

Dogs should not be euthanised in view (or within hearing) of other dogs.

All dogs and cats, regardless of breeding status, should have a general health check by a veterinarian surgeon at least once per year, or more frequently as directed by a veterinary surgeon.

A dog or cat's physical body condition score should be maintained at a score level appropriate to its breed, age, reproduction status and other considerations. Appendix 1 provides guidance on body condition score.

Unexplained deaths should be investigated by a veterinary surgeon.

9. Breeding and rearing young animals

Objective: When selecting and breeding animals, the quality of the life of the animal is paramount. Breeders must prioritise animal welfare, maintain genetic integrity and diversity of the species, and prevent surplus animals.

Standards:

S103. A permit condition may specify the maximum number of breeding dogs and breeding cats which may be kept on the land at any one time.

S104. An animal with an exhibited deleterious heritable condition that has the potential to adversely impact on the welfare of the progeny must not be used for breeding, unless with written approval of a veterinary surgeon or geneticist.

S105. A person in charge of an undesexed animal must ensure the animal is not used for breeding with:

- a) the animal's progeny; or
- b) a parent or sibling of the animal.

Guidelines:

Litters should only be produced when there is a reasonable expectation of finding homes where they are wanted and appreciated, managed responsibly and provided quality of life.

Animals should be sourced from reputable breeders with a permit.

Before mating, ensure the breeding cat or dog does not have any infectious disease, for example parvovirus and hepatitis for dogs, FIV and FLV for cats.

Where a hereditary defect is recognised in a breed and there are screening procedures or tests for the defect, the keeper should:

- a) have a current official evaluation or test result for the cat or dog for the hereditary defect
- b) provide the official evaluation or test result to the keeper of the dog or cat if being bred with an animal not owned by the breeding facility
- c) provide the official evaluation or test result of both the sire and the dam to the new owner of any puppy or kitten.

A permit holder should endeavour to ensure that the genetic make-up of both sire and dam will result in a decrease or elimination of any inherited disorder.

Breeding with close relatives (grandparent, cousin etc.) should only be undertaken with the full understanding of the health or welfare consequences that might occur.

A bitch that has previously produced a litter by caesarean section should not be mated unless veterinary advice has been sought which indicates that she is fit for future breeding.

A dog that is aggressive to humans or other dogs, or excessively nervous, should not be used for breeding and should be desexed.

9.1 Breeding age, frequency and total breedings

Standards:

S106. An animal must not, without reasonable excuse, be mated unless the animal is –

- a) physically mature; and
- b) fit and healthy; or
- c) the person has written approval by a veterinary surgeon that the animal has been examined by the veterinary surgeon, and the veterinary surgeon reasonably considers the animal is ready for breeding.

S107. To avoid unwanted pregnancy, the holder of the permit must keep a cycling, fertile, female cat isolated from all male cats other than during a planned mating of the female cat.

S108. To avoid unwanted pregnancy, the holder of the permit must keep a cycling, fertile, female dog isolated from all male dogs other than during a planned mating of the female dog.

S109. A permit condition may require the holder of the permit to desex a male and/or female animal which the holder of the animal has retired from breeding.

S110. Bitches and queens must not be intentionally mated during their first oestrus cycle.

S111. Minimum age of first breeding, breeding frequency and total number of litters for a dog and a cat as outlined in Table 5 and Table 6 must be met.

Table 5 Permitted breeding age, frequency and total number of litters for a dog.

Minimum age for first breeding		Breeding frequency	Total number of litters
Female dog	Breed specific based on maturation from the second heat	No more than two litters in an 18-month period	Five litters, after which the bitch must be retired from breeding
Male dog	12 months*	Must not mate with more than one female dog at a time.	Dogs over six years must be assessed for prostatic disease and castrated where assessment indicates castration is required

Table 6 Permitted breeding age, frequency and total number of litters for a cat.

Minimum age for first breeding		Breeding frequency	Total number of litters
Female cat	12 months**	No more than two litters in a 12-month period	Eight litters, after which the queen must be retired from breeding.
Male cat	12 months*	Must not mate with more than one female cat at a time.	

*Male cats and dogs may be bred prior to 12 months of age with veterinary certification stating they are in good health and breeding would not prejudice their health.

**Female cats that come into oestrus prior to 12 months can be bred on veterinary advice, to prevent some female breeding cats suffering from pyometra or other medical conditions.

Guidelines:

When deciding the best time to breed or to cease breeding their animals, breeders must ensure the welfare of:

- a) their breeding sires and dams
- b) the animals of the litters.

Breeding animals should be physically and behaviourally sound and healthy, free from potential/known genetic fault and heritable diseases.

While there is an oversupply of cats and dogs in pounds and shelters, breeding should be kept to a minimum.

Breeders should seek professional advice regarding breeding practices and, where possible, register with an approved governing cat or dog control body for information and advice.

A dog that is not intended for breeding, has reached the end of its useful breeding life, or is assessed as unsuitable for breeding, should be:

- desexed (or otherwise prevented from breeding)
- kept as a pet; or
- rehomed to a suitable owner- where the health and temperament of the dog have been assessed as suitable for rehoming; or
- humanely killed if not suitable for rehoming.

9.2 Care of breeding animals

Standards:

S112. The holder of the permit must regularly monitor the health of each pregnant animal, especially during the last weeks of pregnancy, and ensure that the animal receives all necessary treatments which are appropriate according to the age and condition of the animal.

Example: If there is evidence that whelping or kitting has commenced, but there is no progress within 30 minutes, the animal must be examined by a veterinary surgeon.

S113. If an animal is giving birth, the holder of the permit must:

- a) isolate the animal from all other animals
- b) at least one week prior to the expected date of birth, provide the animal with a clean and adequately sized container and bedding
- c) promptly after completion of the birth, clean the birthing area and replace all bedding used by the animal.

S114. When whelping, a bitch or queen must:

- a) be able to withdraw from other animals
- b) be monitored to ensure that any adverse consequences are detected early and corrective action, which may involve veterinary treatment, is provided.

S115. The extra nutritional requirements of pregnant and lactating bitches and queens must be met.

For example. Pregnant and lactating bitches may require feeding twice daily.

Guidelines:

A bitch or queen in the last week of pregnancy should be checked at least every eight hours for any signs of distress or abnormal behaviour, and for the last 48 hours before whelping a bitch should be checked every two hours.

When stud cats and dogs are confined in individual quarters, they need daily human companionship. For stud cats, a desexed feline companion housed in close proximity may be beneficial.

During mating, the breeding pair should be supervised.

The current vaccination certificates of male and female animals being brought into the premises for mating should be sighted before mating.

Following birth, breeding females should be checked daily for signs of ill-health including undue bleeding or signs of mastitis.

9.3 Kitten and puppy weaning

Standards:

S116. The holder of the permit must complete the weaning of an animal before the animal is sold, rehomed or otherwise disposed of by the holder.

Guidelines:

Keepers should ensure puppies and kittens achieve a regular weight gain.

- a) Between four and six weeks of age kittens and puppies should be introduced to suitable solid foods, which may include puppy or kitten commercial food, meat, raw bones (chicken necks for kittens and pups, and brisket bones for pups) and vegetables.
- b) By the end of week four puppies and kittens should be fed four times per day. The mother must be allowed to gradually remove herself from her puppies/kittens over the next few weeks and her milk allowed to dry.
- c) By eight weeks, the pups/kittens should be totally weaned and eating three meals a day.
- d) Breeders should advise and provide written guidelines to new owners of the exact dietary needs of pups/kittens including how much and how often to feed them. Ideally, the breeder should supply food for at least a few days, to ensure that changes in diet occur gradually.
- e) During the weaning stage puppies and kittens should be encouraged to urinate and defecate away from the sleeping area. A shallow litter tray for kittens and paper or training pads for puppies should be provided.

A kitten or puppy less than six weeks of age should not be permanently separated from its mother unless approved by a veterinary surgeon.

9.4 Kitten and puppy health care

Standards:

S117. Veterinary treatment must be sought for:

- Puppies and kittens that are not gaining weight or otherwise appear unwell
- Puppies and kittens that have gross or structural abnormalities (e.g. cleft palate) or injuries

Guidelines:

The eyes and ears of pups and kittens should not be interfered with before they open or unfold. Eyes will generally open naturally between seven and 14 days and ears unfold at 18 to 20 days. Veterinary advice should be sought if a puppy's eyes have not opened naturally between seven and 14 days of age and its ears begun to unfold naturally between 18 and 20 days of age.

For pups, vaccinations should be given at six to eight weeks, 10 and 14 weeks to prevent distemper, hepatitis, parvovirus, and kennel cough or as recommended by a veterinary surgeon.

For kittens, vaccinations should be given at six to eight and 12 weeks to prevent feline enteritis, cat flu and Chlamydia.

Worming for intestinal worms (hook, tape, round, whip) should commence with oral liquid at two and four weeks, after which an individual broad-spectrum wormer tablet can be used fortnightly until 12 weeks, then every month until six months and then every three months or as recommended by a veterinary surgeon.

Kittens' and pups' areas should be cleaned at least twice a day, kept dry, and free of faeces and uneaten food.

Pups and kittens should become used to all grooming equipment while with the breeder. This includes nail clipping, combing, brushing and exposure to gentle cleaning.

10. Transfer of ownership

Objective: The future welfare of the animals is the primary obligation when selling or rehoming animals. Animals will be responsibly confined, managed and trained to avoid public nuisance or danger. They should not contribute to the stray or unwanted animal population.

10.1 Transfer and identification

Standards:

S118. The holder of the permit must not sell or otherwise dispose of an animal of a litter to a minor.

S119. The holder of the permit must not sell an animal of a litter which is a cat, or otherwise dispose of the cat, unless the cat is at least 10 weeks of age.

S120. The holder of the permit must not sell an animal of a litter which is a dog, or otherwise dispose of the dog, unless the dog is at least eight weeks of age.

S121. If the holder of the permit advertises an animal, including an animal of a litter, for sale or disposal – the advertisement must specify the permit number allocated to the permit by the local government.

S122. If the holder of the permit advertises a dog, including a puppy of a litter, for sale or disposal – the advertisement must specify the supply number allocated to the breeder by the Queensland Government through registration to the Queensland Dog Breeder Register, and the supply number recorded in the microchip of the animal.

S123. A breeder must not, unless there is a reasonable excuse, supply a cat or dog to anyone else if it is not implanted with a permanent identification device, that is, a microchip or other electronic device:

- capable of being permanently implanted in a cat or dog
- designed to record information in a way that can be electronically achieved.

S124. Under the *Animal Management Act*, a breeder who is the owner of a dog must register the dog if it is 12 weeks or older.

Guidelines:

The breeder or seller of a dog should inform a new owner, verbally and in writing, that they must register the dog with the relevant local government if the dog is 12 weeks or older.

An authorised implanter must not implant a PPID in a cat or dog that is younger than eight weeks unless the implanter has a reasonable excuse as listed in the Animal Management Act.

If PID information for a cat or dog changes, the owner must, within seven days, give notice of the changed information to a licence holder, there is a reasonable excuse.

Animals offered for sale must be healthy, weaned, vaccinated, wormed and flea-treated up-to-date, according to veterinary protocols.

10.2 Desexing

Guidelines:

Desexing cats and dogs - including puppies and kittens - prior to sale or transfer contributes to reducing unwanted cat and dog populations. Early age desexing of cats from eight to 12 weeks prevents accidental or unwanted kittens. Cats can be pregnant by the age of four months.

Decisions on the age to desex a pup, should be made with a veterinary surgeon. Issues for consideration include the risk of the dog becoming unwanted or producing unwanted litters and how the dog will be kept and cared for.

A dog breeder should attempt to ensure that when selling a dog it goes to a responsible owner who has the means to provide for the needs of the dog in an appropriate way.

10.3 Pre and post adoption information and support

Standards:

S125. If the holder of the permit sells or otherwise disposes of an animal, including an animal of a litter, to a person – the holder of the permit must give written notice to the receiver of:

- a) the number allocated to the permit by the local government
- b) particulars of:
 - (i) the typical lifespan of the animal
 - (ii) the common physical and behavioural characteristics for the age and breed of the animal
- c) the standard of care appropriate for the animal, including specific information about:
 - (i) diet
 - (ii) containment
 - (iii) socialisation
 - (iv) exercise and play
 - (v) training
- d) the medical and health care history of the animal, including particulars of all vaccinations, inoculations and treatments that have been carried out on the animal
- e) the obligations of the receiver as the keeper of the animal under each of:
 - (i) the local law
 - (ii) the Animal Management Act.

Examples:

1. The obligation to comply with minimum standards.
2. Animals to be kept under effective control.
3. The duty to provide a proper enclosure.
4. The dog registration obligation.

Guidelines:

Information on any known condition of the animal that might affect its future wellbeing should be disclosed to a prospective purchaser prior to sale or transfer.

Prior to sale or transfer, the breeder should determine the prospective owner's circumstances, expectations and capacity to care for the animal, as much as reasonably possible, including:

- a) verification of age (18 or over), and name and address
- b) owning or renting (written verification of landlord/body corporate permission)
- c) suitable enclosures and housing
- d) capacity to integrate this pet into their current household, for example:
 - separate room initially
 - supervision of children and supervision of other pets,
 - time commitment
 - expectations of how long it will take for the new pet to feel comfortable
- e) consideration of long-term capacity to keep the animal, for example:
 - moving
 - allergies
 - finances
 - previous commitment
- f) capacity to provide appropriate socialisation, exercise and training.

Advice given to new owners prior to purchase should include:

- a) usual life span of the breed/species and the long-term commitment required
- b) desirability and advantages of desexing kittens and pups, including discounted registration fees and reducing behaviours that often cause nuisance to owners and the community
- c) keeping puppies and kittens away from other puppies and kittens who are unvaccinated, or their vaccination is unknown - and the need for follow up vaccinations, worm and flea treatments
- d) general care including appropriate diet, socialisation, housing, exercise and training of the animal
- e) common behavioural characteristics of the breed/species
- f) Legal requirements of keeping the animal, such as containment on owners' property and numbers allowed.

Post adoption advice should be offered to assist the owner to manage any animal behaviour that is causing concern in its new home environment.

Owners should be encouraged to contact the breeders when any problem arises.

Breeders should provide verbal and written information to prospective owners, about their guaranteed return policies, including a health guarantee of a minimum of 10 days, offering free treatment for any illness which develops during the guarantee period.

Information on health guarantees to prospective new owners should include:

- a) If an animal is unacceptable to a new owner because of health problems deemed to be hereditary, congenital or existent prior to the sale, that are supported by a statement from a veterinary surgeon, within 10 days of purchase, the breeder will allow the animal to be returned and refund all monies or offer a replacement animal of the same breed with the same guarantee. Animal replacement should be delayed or avoided if the problem is due to a contagious disease.

- b) If the animal dies or is euthanised because of a disease that is traceable to the point of sale, the breeder will refund the purchase price or offer a replacement animal with the same guarantee.
- c) In the event a health problem is related to the care and management of the animal after sale, the breeder is not obliged to cover the cost of treatment, take the animal back, and/or refund monies. However, the breeder may still choose to do so.
- d) Cover for other existing animals within the household if the sold or transferred animal passes on a disease that is traceable to the point of sale.

Breeders should assist with the re-homing of their animals where the initial circumstances of the purchaser change.

10.4 Transport

Guidelines:

- a) Transporting animals to new owners can cause distress to animals and should be kept to a minimum.
- b) The breeder should provide adequate space, ventilation, shade, food and water, provision for exercise and cleaning pens to ensure the well-being of animals in transit to their new owner.
- c) The size of transport cages should prevent excessive movement and risk of injury during any sudden movement of the transport vehicle.
- d) All transported animals should be contained or suitably restrained to ensure space to turn around, and to ensure security and protection from injury.
- e) Animals should have adequate ventilation, shade and be protected from extremes of temperature. They must not be transported in the boot of a car or left in an unattended vehicle.
- f) Food and water must be provided during an extended journey, including loading, unloading and waiting time.
- g) The minimum exercise requirement of the Code applies to transported dogs.
- h) Purpose-built vehicles should be thoroughly cleaned and disinfected after use to minimise the possibility of transmission of infectious diseases between consignments of animals.
- i) Pups should not be transported domestically under the age of eight weeks, and overseas under the age of 11 weeks.
- j) Animals from different sources or who are unfamiliar with each other must be contained separately and with barriers to prevent additional stress, conflict or disease transfer.
- k) Kittens should not be transported domestically under the age of 10 weeks and overseas under the age of 12 weeks.
- l) Animal containers should be strong enough to withstand handling and stacking.
- m) The consignor and consignee should confirm the departure and arrival times of animals with the carrier. Containers should be clearly labelled by the consignor, including contact details of consignor and consignee, licence number, date and time of departure.
- n) The requirements of the individual animal(s), conditions and the journey being undertaken should guide when to provide food and water. On road trips of more than two hours duration, take adequate stops to allow dogs and cats to exercise, eat, drink, urinate and defecate where appropriate; and for enclosures to be cleaned where necessary.
- o) All transportation of live animals must comply with the requirements for animal behaviour and containers of the current IATA Live Animals regulations.

PART 3 STANDARDS FOR DOG AND CAT BOARDING ESTABLISHMENTS

Introduction

Purpose

The purpose of Part 3 of the Code is to specify the minimum standards of accommodation, management and care which are appropriate to the physical and behavioural needs of dogs and cats housed in boarding establishments.

By adhering to this Code, persons involved in the boarding of dogs and cats can demonstrate their commitment to the animals in their care and their compliance when undertaking the activity of animal boarding within the South Burnett region.

Scope

Part 3 of the Code is applicable and mandatory for:

- Commercial boarding kennel(s) and cattery(ies); and
- Non-profit animal shelters, pounds or rescues where dogs and/or cats are kept at a property (the principal property) and the number of dogs and/or cats kept at the principal property exceeds those numbers which are ordinarily permitted without a permit in Council's Local Laws.

Council recognises the positive contribution that non-profit animal shelters and rescues make towards the rehoming of dogs and cats within our region. Therefore, these organisations are exempt from the initial application fee when applying for an Animal Keeping Permit, however the yearly permit renewal fee will apply.

Public liability insurance

All boarding establishments must carry a minimum of \$10,000,000 Public Liability insurance cover

1. Admission requirements

Standards:

S1. All animals entering boarding establishments must be identified and all reasonable special requirements requested by the animal's owner or attending veterinary surgeon must be complied with, such as the administration of medication, feeding of special diets, bathing and grooming.

S2. Dogs less than 4 months old and cats less than 3 months old must not be admitted for overnight boarding other than in exceptional circumstances (commercial boarding establishments only).

S3. Dogs older than 16 weeks must meet the vaccination requirements of Section 4.2.

S4. Cats older than 12 weeks must meet the vaccination requirements of Section 4.2.

S5. Where a declared dangerous dog or declared menacing dog is to be boarded, it must be kept in accordance with the requirements of the *Animal Management (Cats and Dogs) Act 2008* and Regulations and Council's Local Laws.

2. Staff

Objective: The person in charge of an animal is aware and accepts their responsibilities and has the skills and ability to appropriately care for the animal.

Standards:

S6. The proprietor of a boarding facility is responsible for the overall management and conduct of the establishment and for the welfare of the animals boarded therein. The manager/person in charge of the animals must be appropriately experienced and trained in animal care.

In particular, the proprietor is responsible for:

- ensuring that each animal is able to be uniquely identified;
- the well-being of all animals in the establishment;
- the supervision of staff;
- the maintenance and collation of records and statistics;
- supervision of daily feeding, watering, exercising, inspection and medication of all animals;
- supervision and examination of animals upon entry;
- the overall level of hygiene in the establishment;
- provision of prompt veterinary attention for animals when required;
- notifying owners (or their contacts) as soon as possible when an animal is observed to be ailing or injured or promptly after a veterinarian has examined the animal;
- ensuring that a High Impact Animal Keeping (Boarding) Permit issued by the South Burnett Regional Council for the establishment is prominently displayed in the reception area of the establishment;
- ensuring that the owner signs an agreement where the owner requests the boarder to be housed in shared accommodation or exercised in groups;
- ensuring a plan for emergency situations is in place.

S7. The proprietor of the establishment must have a written agreement with sufficient veterinary surgeons to be on call for the treatment of animals while in care at the establishment.

S8. The proprietor must ensure that the staff employed by the boarding establishment are appropriately trained and experienced to properly manage the type of animal boarded.

S9. Staff health must be protected by the provision of appropriate work clothing, adequate hand washing facilities and tetanus immunisation. Information must be supplied on disease-causing organisms which can be transmitted to humans (zoonoses) and personal hygiene procedures must be such that transmission should not occur.

3. Record keeping

Objective: Records assist with monitoring and enforcement of standards for animal care and management.

Boarding establishments should operate in a transparent way so that standards of animal welfare are maintained.

Standards:

S10. The holder of a permit must keep and maintain a written register which records details of each animal admitted for boarding. The animal register must include:

- the name of the animal;
- contact telephone number and address of the owner or the owner's nominee;
- a description of the animal including:
 - sex
 - breed type
 - colour
 - age
 - details of condition on arrival
 - distinguishing features
 - permanent identification details, where applicable
 - Council registration details (dogs only)
 - date of admission
 - expected date of collection
 - expected check in/check out time
 - details of medical, dietary, bathing and grooming requirements
 - any collars, leads or belongings brought in with the animal
 - vaccination status
 - heartworm treatment (dogs)
 - name and contact telephone number of the owner's veterinarian
 - any behaviour changes during boarding.

4. Animal Husbandry

Objective: Animals are cared for to maximise their health and well-being and minimise health risks to other animals in the facility.

Animals are kept in a clean and sanitary environment to prevent discomfort and disease transfer.

Standards:

4.1 Nutrition

S11. All animals must have a permanent supply of fresh, clean water.

S12. Food and water containers must be stable, non-toxic and easily cleaned and disinfected.

S13. Food and water containers must be free of contaminants. Examples of contamination include urine, faeces, vomitus or other substance that may be harmful to dogs.

S14. All dogs and cats must be fed at least once a day. It is recommended for adult cats to be fed twice daily.

S15. Puppies and kittens between four and six months of age must be fed a minimum of twice daily with a nutritionally balanced diet.

S16. Where exceptional circumstances exist and puppies and kittens under four months of age are being housed they require a minimum of three feeds a day with a nutritionally balanced diet.

S17. The food provided must contain acceptable nutritive values in sufficient quantity to meet appropriate daily requirements for the condition and size of the animal.

S18. The holder of the permit must provide and maintain on the land an area for the hygienic storage of food for the animals which prevents –

- (i) the deterioration or contamination of the food
- (ii) water from entering the food
- (iii) vermin or insects from accessing the food.

4.2 Vaccination and health care

S19. Dogs to be boarded at an establishment must be pre-vaccination against distemper, hepatitis, kennel cough (parainfluenza (Type II) virus and Bordetella bronchiseptica) and parvovirus. A current vaccination certificate provided by a veterinary surgeon must be produced for each dog before admission.

S20. Cats to be boarded at an establishment must be pre-vaccination against feline infectious enteritis. A current vaccination certificate provided by a veterinary surgeon must be produced for each cat before admission.

S21. Dogs and cats must be treated for gastrointestinal worms prior to admission. Animals that have not been wormed must be wormed on admission and the owner advised accordingly.

S22. Animals known or suspected to be suffering from an infectious disease must not be admitted for boarding.

S23. Where an infectious condition is suspected, veterinary advice must be sought as soon as possible and the owner (or their nominated contact) should be contacted if possible.

S24. Isolation facilities must be available for animals that are suspected of or have been diagnosed as having an infectious condition. These facilities must be located at the boarding premises, or alternatively, by written agreement at a veterinary practice.

S25. Isolation pens for animals with or suspected of having an infectious disease must be physically separated by an impervious barrier, or for external pens, a distance of at least 10 metres from other animal accommodation at the boarding establishment. Boarding establishments using the facilities of a veterinary surgeon to treat injured or unhealthy animals do not require isolation pens.

S26. Sick animals which are not infectious but which may be stressed by contact with other animals must be separated but not necessarily isolated.

4.3 Hygiene

S27. The boarding establishment must be clean and hygienic at all times.

S28. All enclosures, yards, animal food preparation areas and animal food utensils must be:

- a) cleaned daily (or more often, if inspections show it is required) by hosing or other appropriate means
- b) disinfected weekly
- c) if the enclosure, area or utensils are used for the keeping, storage or treatment of an animal –cleaned and disinfected prior to use by another animal.

S29. After cleaning, sleeping areas must not be allowed to remain wet.

S30. Bedding must be kept clean and laundered.

S31. Bedding that is contaminated by faeces, urine, food scraps or dirt must be replaced.

S32. Pests including fleas, ticks, flies, mosquitoes and rodents must be effectively controlled. Chemicals used for pest control must be either prescribed by a registered veterinary practitioner and/or registered by the Australian Pesticides and Veterinary Medicines Authority (APVMA) under the Agricultural and Veterinary Chemicals Code (Commonwealth) and used only in accordance with manufacturer's instructions.

Notes: Cleaning and disinfection chemicals and materials should be chosen on the basis of their suitability, safety and effectiveness, and used in accordance with the manufacturers' instructions. Some common disinfectants, particularly those derived from or containing coal or wood tar products, are toxic to cats. Pine oil, phenol, cresol and chloroxylenols are such products and should be avoided. The Material Safety Data Sheets (MSDS) or instructions for all chemicals held, should be readily accessible.

It is important that all surfaces and utensils be thoroughly rinsed after disinfecting to avoid poisoning.

To reduce the risk of transmitting disease carrying organisms between animals, and from animals to themselves, keepers should maintain high standards of personal hygiene and all carers should wash hands thoroughly with soap and water after handling any animal or animal equipment, and use disinfectant when infectious disease is present or suspected.

Specialist advice should be sought before pest control operations are conducted, in order to protect the health and safety of the staff and the animals kept.

5. Animal Housing

Objective: Boarding facilities must be designed, constructed, serviced and maintained in a way that provides for the good health and wellbeing of the animals, which prevents the transmission of infectious disease agents, the escape of animals and does not cause injury to either animals or humans.

Standards:

5.1 Housing

S33. Each boarding establishment must provide an area for reception, records storage, and include washing and toilet facilities for staff.

S34. Catteries and kennels must be designed, constructed, serviced and maintained in a way that ensures the good health and wellbeing of the animals, whilst preventing escape or injury to humans.

S35. Housing must provide protection from the weather (wind, rain sun and extremes of climate), vermin and harassment from other animals.

S36. Materials should be selected for ease of maintenance and cleaning, durability and non-toxicity. Floors of animal housing areas of catteries and kennels must be made of an impervious material to assist cleaning and drainage. Wood, brick, dirt or grass floors are not acceptable.

S37. The internal surfaces of the external walls of catteries and kennels must be constructed of impervious, solid, washable materials optimally curved at the wall/floor junctions to facilitate cleaning and disinfection.

S38. Kennel and cattery floors must be sloped to enable wastes and water to run off. A collection drain must be provided to take away water after cleaning.

S39. Pens may be separated by either solid partitions, galvanised chain wire or weld mesh wire dividers. Pens must be completely enclosed having either a solid or wire roof or have an overhang of 700 millimetres at an angle of 35° to the horizontal.

S40. All kennels must be provided with a weatherproof sleeping area containing raised beds.

S41. Where dog kennels are constructed indoors, temperature, humidity and ventilation must be considered. Ventilation must be adequate to keep animal housing areas free of dampness, noxious odours and draughts. Cage or pen areas must have an ample supply of fresh air.

S42. In totally enclosed buildings where forced ventilation is the only form of air, the following is required:

- An air change rate of 8-12 changes per hour to prevent the build-up of foul odours.
- Ventilation devices must avoid draughts and distribute fresh air evenly to all of the boarding areas.
- Temperature must be maintained in the range of 15-27°C.
- Air recirculation units incorporating effective air cleaning and filtration to ensure the removal of infectious organisms and chemicals.
- A back-up and alarm system in case of power failures or breakdown of ventilation and temperature control mechanisms.

S43. Suitable facilities for bathing, drying and grooming animals must be available and must be hygienically maintained. These facilities may be provided by a grooming service provided that the boarding establishment has a business agreement with the service.

S44. Cats need as much fresh air as possible while providing protection from the elements and wire mesh should be the major feature of a cattery.

S45. Cats must be provided with bedding which must be changed frequently and kept clean and dry.

S46. Facilities for cats must be physically separated from dog facilities.

S47. Where boarding kennels and a pound or shelter co-exist at the same premises, the pound or shelter facilities must be sufficiently separated to minimise the possibility of spreading disease to the boarded animals.

5.2 Pen sizes

Dogs

S48. All adult dogs must be housed one to a pen unless the owner has given permission in writing for dogs to be housed together. Up to three dogs from the same household may be housed together where the owner has signed a written agreement and the dogs are compatible and are normally housed together at home.

Table 1: Dog pen sizes for boarding establishments

Size of dog	Height of dog at shoulder (cm)	Minimum floor area (m ²)	Minimum width (cm)	Minimum height (cm)	Increased floor area for each additional dog (m ²)
Large	>70	3.5	120	180	1.7
Medium	40-70	2.4	90	180	1.2
Small	<40	1.5	90	180	1.0

One third of the area of each pen must be weatherproof and include raised sleeping quarters. Individual sleeping quarters and food bowls must be provided when adult dogs are housed in the one pen. Isolation facilities at the facility must comply with the above requirements.

Cats

S49. Cats may be housed in cages or walk-in modules that include a sleeping compartment, refuge area (can be sleeping area provided it has opaque walls and allows individual cats to get away from other cats housed in same module and those in neighbouring cages/modules) and an exercise area.

S50. Cats must be housed singly except in walk in modules where compatible cats from the same household may be housed together. The owner must sign an agreement giving permission for the cats to be housed together.

S51. The minimum size cage for short term boarding of up to seven days must have a floor area of at least one square metre and a minimum height of 900 millimetres. Cats boarded for longer than seven days must be provided with accommodation that meets the following criteria:

- Cages that have a minimum floor area of 1.5 square metres and a minimum height of 900 millimetres; or
- Walk-in modules that have a minimum floor area of 0.8 square metres, a minimum width of 900 millimetres and a minimum height of 1.8 metres. The module must contain at least two levels including raised sleeping quarters. The higher level(s) must be connected to the floor by means of a ramp, pole or steps. This size is for one cat only and an additional one square metre floor space is required for each subsequent cat. Each cat must have an individual sleeping area, food bowl and litter tray.

5.3 Exercise

S52. The proprietor must ensure that dogs housed in pens of the minimum recommended size for more than two weeks are exercised daily. Dogs in enclosures larger than twenty square metres do not require additional exercise unless they are boarded for longer than four weeks. Care must be taken to ensure that dogs being exercised cannot escape and are not in danger of attack or other injury.

Exercise can be provided by:

- allowing dogs access to an exercise area for at least 10 minutes twice daily; and/or
- walking dogs on a lead for at least 10 minutes twice daily.

Very active or old dogs may require more or less exercise than specified.

S53. Exercise areas must be well maintained, not muddy or bare and dusty. Exercise areas must ordinarily contain a grassed area and not be constructed entirely of concrete.

S54. Measures must be in place to minimise the deterioration of exercise areas to bare earth.

S55. No more than six (6) compatible dogs may be exercised together at any one time. Where a boarding establishment intends to exercise more than one dog together, the owner must give written permission for the animal to be exercised in this manner.

S56. All exercise must be fully supervised at a staff to dog ratio of 1:18, where the maximum number of dogs in any single exercise area is 6; that is, any single staff member can supervise 3 exercise areas at any one time.

S57. Minimum floor space for exercise areas is 10 square metres for the first dog and an additional 3.5 square metres for each dog thereafter.

S58. Fences of exercise areas must be at least 1.8 metres tall and the exercise area must have a minimum width of 5 metres.

S59. Fences must be designed to prevent a dog from escaping under, over or through the fence.

S60. Flooring in exercise areas must be constructed of materials that are easily cleaned of faeces. Exercise areas must not be allowed to become infested with parasites and/ or insects. If exercise areas show a build-up of parasites/insects, appropriate action must be taken.

S61. Cats must not be exercised with other cats unless with compatible cats from the same household where the owner has agreed for this to occur.

5.4 Security

Objective: Security methods prevent accidental or unauthorised access to animals, facilities or dangerous materials.

Standards:

S62. Kennels and catteries must be able to be securely locked to prevent unauthorised entry.

S63. Each individual kennel, module or colony pen must be fitted with a secure closing device that cannot be opened by the animals.

S64. Any security methods used must allow for ready access to animals and ready exit for staff and animals from the premises in the event of an emergency.

S65. All boarding establishments must have an external perimeter fence surrounding the establishment to prevent the escape of animals.

Boundary perimeter fencing must:

- be a minimum height of 1.8 metres and must be constructed of:
 - brick, concrete, timber, iron or similar solid material
 - chain mesh manufactured from 3.15 mm wire to form a uniform 50mm mesh or 4mm weld mesh wire with a maximum mesh spacing of 50mm
- Must be maintained in a manner which prevents a dog from being able to dig out;
- Must have self-closing and self-locking gates or doors;
- Must be designed to prevent a person from climbing into the enclosure.
- The external walls of the facility may serve as the perimeter fence if an animal escaping from its pen or cage is restrained by these walls.

S66. There must be a minimum of two gates between animal and escape.

S67. Facilities must have appropriate fire extinguishers or other fire protection.

5.5 Water supply

S68. Boarding facilities must have a continuous water supply, adequate to meet the daily requirements of the dog and cats held. Water may be supplied through Council's reticulated mains water supply, or through the private collection of water on the premises (for example rainwater tanks).

5.6 Waste and wastewater management

S69. Any enclosure in which an animal is kept, must be properly drained and run-off must be kept off premises adjoining the land.

S70. The holder of the permit must collect and dispose of wastes promptly and in a hygienic manner. This may include:

- disposal of all animal droppings, soiled litter and bedding
- disposal of animal food waste
- removal of any deceased animal.

S71. Animal faeces must be collected:

- at least daily
- more frequently if the number of animals kept, or the conditions of the housing of the animals, necessitates collection more often than daily.

S72. Each cat litter tray must be:

- checked, scooped and replenished daily
- changed, washed and disinfected at least once every three days.
- Sufficient suitable litter material, such as commercial cat litter, sawdust or shredded paper, must be provided.

S73. Collection drains on the land must be cleaned at least daily.

S74. Waste disposal must be in accordance with the requirements of the South Burnett Regional Council.

S75. Wastes must not be incinerated unless the incinerator is registered with the appropriate authority.

S76. Wastewater generated through the operation of the business (for example, the hosing down of pens and kennels) must be appropriately collected and must not run off from the property.

S77. Boarding establishments must be sewered, on a septic system, or have some other adequate method of disposing of faeces and soiled litter which is approved by the South Burnett Regional Council.

S78. Open pits for collecting run off from drains must not be used.

S79. All used, contaminated bedding and litter and all uneaten food must be removed before hosing, to ensure the pen is fresh and clean. Used litter and uneaten food must be placed in sealed containers for disposal.

S80. The business must control stormwater entering and leaving kennels or animal accommodation or other areas where it may become contaminated with animal faecal matter, food or cleaning products (detergents, disinfectants and pesticides) so that it does not contaminate the surrounding soil, stormwater or waterways.

S81. Wastewaters (for example dog wash) must not discharge to stormwater. Wastewater must either be collected for appropriate disposal or discharge directly to the sewer under the conditions of a Trade Waste Permit.

S82. Wastewater must not be applied to land unless treated by a wastewater treatment system approved by Council.

6. Noise management

Objective: Noise management prevents nuisance to neighbours and the community.

Standards:

S83. The holder of a permit must take specified action to prevent the animals from making a noise or disturbance that may cause a nuisance or disturbance to the occupiers of other premises.

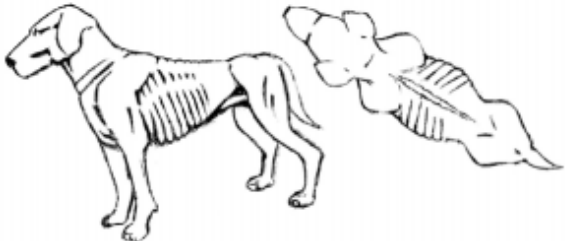




Example: If the permit relates to the boarding of dogs – barking, howling or whining of a dog may result in a nuisance or disturbance to the occupiers of other premises.

Noise from barking dogs should be managed to comply with noise regulations and occupational health and safety requirements and may be reduced by one or more of the following methods:






- judicious use of sound proofing or suitable construction materials which reduce noise;
- care with dog placement to avoid unnecessary arousal;
- limiting external stimulation, e.g. by partitioning dog housing, using a visual barrier or judicious use of blinds or dog housing design to prevent dogs from seeing into nearby pens;
- holding dogs singly or in compatible pairs; or
- taking care to exercise dogs away from the sight of kennelled animals.

S84. A permit condition may require the permit holder to provide and maintain a soundproof enclosure for each animal kept on the land that causes, or is likely to cause, a noise nuisance.

Body condition score chart - Dog

<p>Emaciated</p> 	<ul style="list-style-type: none"> • Individual ribs, spine and pelvis prominent and evident from a distance. • Lack of muscle mass. • Little or no body fat. • Rump hollow. • Waist prominent when viewed from above. • Abdomen obviously tucked up. • Neck thin. • No fat on tail. <p>Veterinary advice must be sought.</p>
<p>Thin</p> 	<ul style="list-style-type: none"> • Ribs, spine and pelvis bones visible and easily felt. • Little body fat. • Neck thin. • Abdomen tucked up. • Little fat on tail. • Obvious waist when viewed from above. <p>Increase feeding and worm dog if not wormed recently. (ensure all-wormer used – some products do not cover all worms).</p> <p>Seek veterinary advice if dog remains underweight or unsure of feeding or worming regime.</p>
<p>Ideal</p> 	<ul style="list-style-type: none"> • Ribs and spine can be felt, last few ribs may be visible. • Dog should have a waist when viewed from above. • Belly is tucked up when viewed from side. • Good muscle mass. • Rump well muscled.
<p>Overweight</p> 	<ul style="list-style-type: none"> • Ribs and spine not visible but can be felt. • Fat deposit on tail. • Little or no waist when viewed from above, rounded appearance, back appears broadened. • Dog squarish along back line when viewed from side. • Abdomen not tucked up, may appear rounded underneath. <p>Reduce feed intake or provide lower calorie feed. Increase exercise.</p> <p>Seek veterinary advice if unsure of appropriate diet or concerns over exercise regime.</p>
<p>Obese</p> 	<ul style="list-style-type: none"> • Ribs and spine not visible and difficult to feel. • Tail has obvious fat deposit. • No waist and back broadened when viewed from above. • Belly obviously rounded and possibly distended. • Dog square or rounded up along back line when viewed from side. <p>Seek veterinary advice on diet and exercise regime.</p>

Body condition score chart - Cat

<p>Emaciated</p> 	<ul style="list-style-type: none"> • Individual ribs, spine and pelvis prominent and evident from a distance. • Lack of muscle mass. • Little or no body fat. • Rump hollow. • Waist prominent when viewed from above. • Neck thin. • No flank fold (under belly), abdomen very tucked up. <p>Veterinary advice must be sought.</p>
<p>Thin</p> 	<ul style="list-style-type: none"> • Ribs, spine and pelvis bones visible and easily felt. • Little body fat. • Neck thin. • No flank fold (under belly), abdomen tucked up. • Obvious waist when viewed from above. <p>Increase feeding and worm cat if not wormed recently (ensure all-wormer used – some products do not cover all worms).</p> <p>Seek veterinary advice if cat remains underweight or unsure of feeding or worming regime.</p>
<p>Ideal</p> 	<ul style="list-style-type: none"> • Ribs and spine can be felt, last few ribs may be visible. • Flank fold (under belly) maybe visible from side. • Cat should have a waist when viewed from top. • Good muscle mass.
<p>Overweight</p> 	<ul style="list-style-type: none"> • Ribs and spine not visible but can be felt. • Little or no waist when viewed from above, rounded appearance. • Flank fold (under belly) clearly visible and will wobble when cat moves. Belly and chest rounded. • Large ventral fat pad covering hind legs. <p>Reduce feed intake or provide lower calorie feed. Consider options to increase exercise level of cat.</p>
<p>Obese</p> 	<ul style="list-style-type: none"> • Ribs and spine not visible and difficult to feel. • Tail has obvious fat deposit. • No waist and back broadened when viewed from above. • Flank fold (under belly) hangs down and will sway when cat moves, belly and chest very rounded. <p>Seek veterinary advice on diet and exercise regime.</p>